



Open Beta Preview August 2020

ABOUT ASPECT PRIME

Fast. Flavorful. Flexible.

Aspect Prime is a standalone tabletop fantasy role-playing system. We combined the best of other game systems with new innovations to create what we call **creative strategy fantasy role-playing**.

Creative! While we have many options laid out to use, we encourage players to customize anything: species, background, powers, gear, spells, motivations, die rolls, and most of all their own story. The world is diverse and anything is possible.

Strategy! Aspect Prime is compatible with grid, hex, or theatre of the mind play style, while still leaving room for strategic combat. This strategy can carry forward from the Physical aspect into Mental, Social, and mixed-aspect encounters as well. Even if your character is not good at this kind of encounter, they can always lend a hand.

Fantasy! Annor is flat. The world has seen many magical calamities. A new threat is brewing underneath the surface, promising to consume the world. The gods may be dead. Magic is woven into the world's history and many cultures.

Role-Playing! Aspect Prime's character creation system is a streamlined process more about defining your character's personality and how they fit into the world than it is about numbers. We are more concerned with giving you options than defining your character's lore for you.

Here are some more highlights:

Trained Skills let players be chronomancers, tacticians, elementalists, sages, thespians, dancers, demonologists, shapeshifting druids, necromancers, artificers in mechanized armor, and more in addition to classic mages, priests, rogues, and warriors. Make the character *you* want to play.

Success and Edge mean that even if you fail, you just might still get something from your roll, even though it is not what you intended.

Flexible talents let you build your own rolls with a simple and quick die upgrading and downgrading system. This means versatility and a simple easy-to-read character sheet.

Power Sources let you decide where your combat skills come from and what resources you use to boost them. **Arcane** comes from components and experiments; **Divine** from favor and retribution; **Elemental** has essence and sources; **Martial** has forms, stunts, and weapons; **Supernatural** requires blood and contracts; you can power up in many ways.

Aspect Prime has **4 unique combat roles**. Want to be a demonologist **defender**? A wizard **leader**? A barbarian **controller**? A pastor **striker**? Decide your combat dynamic, regardless of backstory.

Aspect Prime has more than **30 detailed species** and **easy species creation** for making half Orc and other mixed species. Humans, Gnomes, Karablan, Desert Lyven, Forest Lyven, Eumykin, Catkin, Foxkin, and more are ready to play.

Your species matters as much as you want it to. Hyflind warrior, Dweor wizard, Giantkin rogue – these are viable in Aspect Prime. Your species doesn't pigeonhole you.

Gear is free form. **You define your gear.** Want a pet calico cat that increases your perception skill? A flaming toe that gives you fire magic? A poison tattoo from a dark god that makes your weapons venomous? You define your character and their gear.

Attack talents aren't just for combat. Fire powers allow you to create a dim light or set logs aflame. Wind and Force powers let you levitate light objects. Cold powers can freeze water to bridge raging rivers. Descriptive keywords aren't just fluff, they give your character extra utility out of combat.

The **basic talents** that every character gets for free mean characters can meaningfully contribute to combat in any aspect no matter what other talents they buy.

No more long rests after 3 fights.

Everything in the system is designed to keep the flow of the story going without being delayed by obsolete game mechanics.

All abilities are at-will in Aspect Prime. Nothing is limited to once per day: fireballs, mighty blade attacks, demon summoning, and even healing are limited by character skill and the time they take to execute.

Aspect Prime uses a **skill point** and **talent buy system**. Make your character as flexible or focused as you want without worrying about falling behind (*or being overpowered*) because you were spread too thin. The rules are made to fit your character concept, not the other way around.

Encounters are easy to design and manage. Following XP budgets, Guides can challenge the players without leaving serious lasting marks or they can make a tough boss battle they will have to recover from. This is because health is split into two separate pools: **composure** that heals easily and **wounds** that are harder to heal.

Foes are simple to make. Building foes uses the same quick system as player characters. Not only will encounter making feel familiar, but foes can use anything a player can. Because talents scale, they adjust to a foe's difficulty grade and combat role. As if that's not enough, we have and **80+ pre-made foes** and an **Instant foe** page to save you time.

Flipping through this book, you might think "Hey, that's how X system did this." Why reinvent the wheel? We took inspiration from many other games to build something we love. We stand on the shoulders of giants so you can reach for the stars.

Design

Heather Gunn

Special Thanks

Ephraim Gunn for running many adventures; Gabriel Gunn for inspiring cool characters; Jacob Gearhart for his many contributions to the world of Annor; Jessa Hale for the original Oracle die; John Hanely, John Hegner, and Stephen Hilber for rule bashing with me; Caroline Kersten for additional writing and being amazing in every way; Jacob Yanovsky for inspiring me to begin this madness again; and lastly to my other Patrons on Patreon: Dennis Hughes and Robert Slaughter

Character, Cover, and Monster Art

Heather Gunn

Playtesters

Caroline Bouchard, Tishia Browder, Alice Buchanan, Alexandra Bullard, Zachary “Macaroni & Cheese Elemental” Clayson, Shawn Endresen, Nicodemus Estee, Ephraim Gunn, Gabriel Gunn, John Hanely, Stephen Hilber, Russell Johnson, Caroline Kersten, Noel Overkamp, Matt Perrett, Jenevieve Power-Defer, Kimberly Power-Defer, Sarah Capri Richmond, John Stack, Jacob Yanovsky

Aspect Prime, Stone Tablet Games, and their respective logos are trademarks of Stone Tablet Games in the U.S.A. and all other countries. This material is protected under the copyright laws of the United States of America. Any reproduction or unauthorized use of the material or artwork contained herein is prohibited without the express written permission of Stone Tablet Games. All characters, character names, and the distinctive likenesses thereof are property of Stone Tablet Games. This product is a work of fiction. Any similarity to real people, organizations, places, events, or monsters under your bed is purely coincidental.

© 2008-2020 Heather Gunn. All rights reserved.



Inspiration

Aspect Prime, Aspect, and Annor were inspired by many kinds of media. Here are a few that inspired us:

Games: Street Fighter II, Halo, Dungeons and Dragons 1st-5th ed, City State of the Invincible Overlord, Edge of the Empire (some of the dice mechanics), and the Drama Die from Soap Opera Challenge which we repurposed for our own use

Authors and Novels: Steven Brust's Taltos series and Khaavren Romances, Lawrence Watt-Evans' Legends of Ethshar and Obsidian Chronicles, Melanie Rawn, Tamora Pierce's Song of the Lioness series, Terry Brooks, Raymond E. Feist's Riftwar Saga, Piers Anthony's Xanth and Adept series, Jack L Chalker's Rings of the Master series, David and Leigh Eddings' Belgariad and Malloreon, James Gurney's Dinotopia, and Robert Asprin's Myth series.



TABLE OF CONTENTS

Playing Aspect Prime.....	3	Treefolk.....	47	Gear.....	100
Aspects.....	4	Other Species.....	48	Equipment.....	103
The Basic Mechanic.....	4	Background.....	49	Did I Bring the Thing?.....	105
Dice.....	4	Building a Character.....	50	Filling out Character Sheets.....	106
Character Make Up.....	6	Skills.....	51	Adventuring.....	107
Characterization.....	6	Trained Skills and Power Sources.....	51	Traveling.....	107
Persona.....	6	Arcane.....	52	Rituals.....	112
Character Mechanics.....	7	Divine.....	53	Running the Game.....	124
Conflict.....	9	Elemental.....	54	The Guide's Role.....	124
Introduction to Talents.....	13	Martial.....	56	Social Interaction.....	126
Movement Forms.....	20	Supernatural.....	57	Adjudicating the Rules.....	128
Health and Defenses.....	21	Air.....	58	Components of an Adventure.....	129
Size.....	22	Death.....	60	Guide's Miscellany.....	131
Combat Roles.....	24	Earth.....	62	The World of Annor.....	132
Advancement.....	25	Evocation.....	64	Siathu.....	135
Species.....	26	Fire.....	66	Annor's Pantheon.....	139
Species Properties.....	26	Hunter.....	68	Annor's Texts.....	144
Comparing Species Heights.....	30	Innovator.....	70	Magic Items.....	145
Cephaloid.....	31	Mind.....	72	Bestiary.....	148
Dweor.....	32	Spirit.....	74	Making Custom Monsters.....	172
Eumykin.....	33	Stalwart.....	76	Monster-Making Parts.....	172
Fae-kin.....	34	Swift.....	78	Other Species.....	174
Giantkin.....	38	Transform.....	80	Appendix.....	176
Gnome.....	39	Unarmed.....	82	Character Sheet.....	176
Human.....	40	Vanguard.....	84	Instant Monsters.....	178
Hyflind.....	41	Water.....	86	Basic Talents Quick Reference.....	179
Karablan.....	42	Companions.....	88	Alphabetical Index.....	180
Lyven.....	44	Basic Skills.....	89	Example Characters Index.....	182
Orc.....	46	Items: Gear & Equipment.....	100		

WELCOME TO ANNOR

The world is flat, the floor of the universe is infinite, the gods are probably dead, the world's largest continent has sunk beneath the sea, the most powerful empire was obliterated by a massive explosion leaving an entire sea behind, and not long ago two different capital cities vanished overnight. The world is wild, untamed, filled with magic, peril, and folks trying to survive in it.

PLAYING ASPECT PRIME

In Aspect Prime, participants work together to weave a tale of danger and heroics in a world of fantasy. Characters use physical, mental, and social aspects to overcome danger.

Above all, Aspect Prime is a role-playing game, or RPG. In an RPG, participants engage in adventures while playing the roles of characters in that story.

IMPORTANT: This is the Beta Preview! It has yet to receive a full copy-edit, it has placeholder art, is missing monsters and example characters, and has yet to receive a full balancing pass. But don't worry, it is still playable. Let us know what you think!

How It Works

In Aspect Prime, there are the Players and the Guide.

Players make or choose a character to play in the adventure. While there are predesigned character examples in this book and several premade characters available on our website, there really is nothing like playing a character you were inspired to create yourself!

The Guide presents the world, scenario, plays the other characters and monsters in the story, and adjudicates the rules of the game.

What You'll Need

The Guide will need this book. It is a good idea for the players to have a copy as well.

The players and Guide will need a set of Aspect Prime dice. Preferably each player has four or more each of A dice, B dice, and C dice (see Dice, page 4). The Guide will need at least as many, and we recommend they also use an Oracle die (page 131).

Paper for notes and a pencil is helpful, as well as some tokens or coins to keep track of Action Points (page 11).

A blank character sheet or premade character for each player. You can print a blank sheet (page 176) and write it by hand or use our online automated sheet in Google Sheets to make your character:

tinyurl.com/AspectPrimeSheet

A bit of imagination. The Guide will have to come up with an adventure to run. We have details on how to do that in the Running the Game section of the book (page 124).

You can also get updates on the system and grab free content available on our Patreon:

patreon.com/AspectPrime

Okay, I've Got All That

So you're ready to run or play a game of Aspect Prime? Cool. Let's dive right into the basics.

Aspects

In Aspect Prime, there are three Aspects that an encounter can involve. The three Aspects are Physical, Mental, and Social. Each Aspect can be used to attack, has defenses, can take damage and be defeated, and use the same mechanics for conflict resolution.

This means an encounter can involve a battle of wits, a wrestling match, and a plea for clemency all at the same time and each part of the conflict can affect the others. More on this later, but if you want to skip ahead, see Physical, Mental, and Social, page 7.

The Basic Mechanic

Aspect Prime uses a simple die-rolling mechanic to resolve both the success and results of an action in a single roll. Swinging a sword, climbing treacherous cliffs, bluffing the town guards, casting magic spells, and even persuading the Count to send aid is all done with one simple mechanic.

Select an appropriate skill, modify the skill's dice pool based on the situation, then roll.

Count your successes. If the Successes are equal to or greater than the Success Target, the action succeeds.

Excess successes mean a better result. Edge and Criticals can then be spent to modify the situation in various ways.

Picking this apart, there are two mechanics that work together. Dice pools that are associated with each of your character's skills, and Difficulty Targets (DTs) made of Success Targets and Edge Targets that you are trying to meet with those rolls. This we will explain in the next section.

Let's go over this in order: How dice pools are notated so you can select the correct dice, how to upgrade and downgrade dice before the roll, and then how to read the roll.

Dice

There are four kinds of dice in Aspect Prime. The white Add (or A) dice, The yellow Balanced (or B) dice, the red Critical or Crit (or C) dice, and the pictogram Oracle die (detailed on page 131).



The A, B, and C dice are the combat dice and the ones both players and the Guide use. The Oracle die... we'll discuss later.

You can make your own with some colored cubes (see chart below) and a permanent marker or pick up an official set from:

thegamecrafter.com/games/aspect-prime-dice

Dice Pools

Each action can be used with a specific skill to determine results of that action. Every skill, whether Earth, Charm, Transform, Tactics, Leadership, or Entertain (there are over 30 basic and trained skills), has its own dice pool.

Add (A) die sides:



Balanced (B) die sides:



Crit (C) die sides:



Dice Notation

Dice are notated in Aspect Prime materials with just their letters: A, B, and C. So a dice pool of AABC is two Add dice, one Balanced die, and one Crit die.

We call the A dice Add dice because they are the dice you most often add to your pools. B dice are called Balanced because they are fairly average. C dice are called Crit dice because they are the only ones with Crits. The Oracle is not used in dice pools so has no notation.

Modifying Your Dice Pools

A key part of what makes Aspect Prime so fluid is the ability to quickly modify your character's dice pools in meaningful ways.

You might be making your character's pool stronger because you burned an Arcane Component, you are in the presence of some powerful Element, you are getting assistance from an ally, or you're using up some Divine Favor.

You might be weakening a pool because a foe has moved further out of range, you were Nullified, or you just want to target a larger area.

In any case, you have choices as to how you make these changes.

Upgrading Dice



Many talents and boosts give die upgrades. Usually this is written as $\uparrow X$, where X is either a specific number of die upgrades, or the variable X defined elsewhere in the talent.

For each upgrade, you can choose one of these three options:

- add another A die to the pool
- convert an A to a B
- convert a B to a C

Upgrading two dice? Do this twice.

How you upgrade a dice pool is your choice. Adding more A dice means more Edge and maximum potential Success. Upgrading dice to Bs and Cs means more consistent Success. If you think you are definitely going to hit and just want more Edge, you could add a bunch of A dice. If you need to hit a tough defense, try Bs and Cs!

Downgrading Dice



Many talents require die downgrades. Usually this is written as $\downarrow X$, where X is either a specific number of die downgrades, or the variable X which is defined elsewhere in the talent.

For each downgrade, you can choose one of these three options:

- convert a C to a B
- convert a B to an A
- discard an A die from the pool

Again, your choice. Downgrading three dice? Do this three times.

Don't have enough dice to downgrade? No worries, you will always roll at least one A die, even if your total downgrades and upgrades leave you with 0 or fewer dice.

Note: You may apply your upgrades and downgrades in any order, but you can only use a downgrade to downgrade to at least one remaining A die. If you can't apply a downgrade yet, apply an upgrade if you have any. If all you have left is downgrades and one A die, ignore the remaining downgrades.

For example, if you have CC and four downgrades and four upgrades, you can apply them in any order you want because you never have just a single A die. You can easily end up with AAAAAA, AAAAB, AABBB, BBB, ABC, or CC.

As another example, if you have a dice pool of AA and get 4 downgrades and 2 upgrades, no matter how you use your downgrades, you will have a single A die left, not AAA, AB, or a C.

Reading Combat Dice

The combat dice have three different kinds of symbols. The slashes are Successes. The dots are Edge. The Crit symbol is shown as three slashes in a triangle. This is worth three Successes plus a Crit.

Successes

Successes mean that your character is doing well at the task being attempted. These get compared to the Difficulty Target for an action, and if your Successes are equal to or greater than the Success Target, you succeed at the task.



Additional Successes mean you succeeded with greater skill. For attacks, this means damage unless otherwise specified. For other skill checks, it could mean more healing, extra running speed, etc.

Edge

Edge represents other positive results of your action other than just succeeding at the task.



Edge is a currency that can be spent on various talents, but must be spent before any subsequent roll is made. If you do not use Edge before another roll, it is lost.

If you hit a foe with an attack and have enough Edge, you could spend Edge on additional effects to impair that foe.

If you are unsure what to spend Edge on, pass them as upgrades to the next roll made by your allies in that situation (using the **Enhance** basic talent, see the Basic Talents list on page 179). For every two Edge you spend this way, the next roll is upgraded by one. You can spend Edge this way even if your roll did not succeed.

Criticals or Crits

Crits represent particularly impressive results of your action. The Crit is designated by three successes in an overlapping triangle shape. Rolling a Crit counts as rolling a Crit plus three successes.



Each character will have at least one thing to spend Crits on from their combat role (see Combat Roles, page 24). Additionally, there are talents that you can purchase that give you special effects to spend Crits on. Some talents give special effects just for rolling one.

Spending a Crit does not negate the 3 successes that came with it.

A, B, and C Dice and Variability

The white Add dice are wild and unpredictable. There are 2 blank sides, 3 sides with Edge, and 2 with Success. You can roll up to 2 Edge or 2 Successes on an A die!

The yellow Balanced dice are average. There is only one blank side. Every other side has Successes. There are 3 sides with Edge. The best you can roll on one is 2 Edge plus 2 Successes.

The red Crit dice guarantee at least one success. There are 3 sides with Edge, but your best possible roll is a Crit, which counts as 3 Successes and one Crit.

For more specific math of the dice, see Combat Die Sides, page 131.

Total Failure

If you roll all blanks, this is called a Total Failure.

If you suffer a Total Failure, the Guide will roll A dice equal to the Success Target of the task. The number of successes rolled is how much damage you take from your failure. The Edge rolled is how disadvantaged you end up.

The damage aspect is dependent on the situation. If you fail a linguistics check, you fail to communicate so badly you end up embarrassing yourself, taking social damage. If you fail a climbing check you take physical damage from the fall.

The disadvantage also depends on the situation. In the above linguistics check, you might wind up insulting the target. In the climbing check, perhaps you fall somewhere worse than where you started. Disadvantage from a total failure on a weapon check might mean your weapon goes clattering across the room.

It is impossible to get Total Failure with any C dice in your pool, because C dice have at least one success on every side. Be wary of downgrading a pool with C dice in it so that it has none!

Rolls with no Difficulty Target cannot result in any A dice rolled against you. So rolling a Total Failure on initiative check won't disadvantage you.

Rolling an Add die with 1 or 2 Edge does not count as a blank, so will not count as a Total Failure.

Difficulty Targets or DTs

A Difficulty Target is the target you are trying to reach when rolling an attack or other kind of skill check. It is notated as X,Y where X is the Success Target and Y is the Edge Target.

Difficulty Target = Success Target, Edge Target

So for example a DT of 4,5 is a Success Target of 4 and an Edge Target of 5. Sometimes a DT might specify only a single number. That number is always the Success Target, and the Edge Target is 0.

Success Target

To have success, your total successes on a roll must meet the Success Target of the task. More than that target means a stronger success. When counting successes, subtract the target from the successes rolled. So rolling 5 successes against a Success Target of 1 counts as 4 total successes.

With attack talents, each counted success deals one damage unless specified otherwise by the talent. So rolling a 2 against a DT of 1 would do 1 damage, and a 5 against a DT of 1 would deal 4 damage.

Affected

When you meet a target's Success Target, we say the foe is Affected.

Edge Target

The Edge Target is the amount of Edge you have to roll in order to use Edge against the target. To use Edge on a foe, you must meet both the Success Target AND Edge Target.

Edge is spent either on negative effects on the targets, or on positive things for members of the active character's team.

Impaired

If your Edge is greater than or equal to the Edge Target, that foe is Impaired. You may spend Edge on effects that target that foe. Your Edge is not reduced by the target's Edge Target.

If you miss the target or fail to reach the target's Edge Target, you might as well spend that Edge on yourself or your allies.

In multiple target attacks, each foe's Edge Target is considered separately in order to determine if they are affected by any effect you spend that Edge on. For instance, if two foes have a 2,2 defense and the third has a 4,5 defense, and you rolled a 5,4, you could use that 4 edge on an effect and it will affect the first two, but not the third.

CHARACTER MAKE UP

While your character will eventually have stats, abilities, etc., we like to start with who your character is as a person.

If you want to start with the Species, Power Source, Trained Skills, and such, you can skip this part and go right to Character Mechanics (page 7). You can come back here later.

Characterization

Your character is more than just numbers on a page. Your character is an idea, a persona, and an integral part of the story that you are about to tell with your fellow players and Guide.

Starting with some questions can help flesh out a general history and persona before digging into numbers and such.

Characteristics

This can be a good place to start building ideas about what makes your character tick. This section helps you explore who your character is and what their motivations might be.

You don't need to answer all of these or even any of them. But they can be a great starting point.

Some helpful questions:

- What is this character's greatest flaw?
- What would this character never admit?
- What doesn't this character know yet?
- Does this character have a vice?
- What is this character's proudest achievement?
- What is this character's deepest regret?
- Name three cherished items this character owns.
- Describe where this character lives.
- Who are this character's parents and family?
- What calms this character?
- List the choices that brought this character to this point.

Having even vague answers to these questions can help you understand how they might react in different situations. If you don't really know where to start, feel free to come back to this part later when you have a better idea.

Persona

Beyond just your character's history, your character's interests can have a powerful impact on the game, not just on the story but also in encounters as well.

Interests

Interests are things that your character cares about.

Your character has various interests based on their aspects. Each character has a number of interest points for each aspect equal to the larger of the two ability scores for that aspect. You may put up to two points into each interest.

Interests cannot be simply one of your character's skills. For example, they cannot simply have an interest in fencing if they are someone who uses a rapier. Instead they might be particularly interested in the history of rapiers, blade making, 1 on 1 dueling, or perhaps are part of a regular fencing group.

Interests must be at least a subset that covers fewer than half of your character's expected uses of a given skill. There are three different interest groups, one for each aspect.

Devotions

Social interests are devotions. Some examples are faiths, social causes, teaching, entertainment, celebrities, ideals, convictions, bringing word of Tarlek's loathing to unbelievers, etc.

Devotions are things your character doesn't want to give up. These tend to be things that are integral to the character's identity, and are often linked to social circles they tend to be involved in.

Topics

Mental interests are topics. Some examples include mechanics, philosophy, gardening, the history of dueling in Southside, etc.

These are things your character loves to discuss and learn about. These tend to be things that are on your character's mind a lot.

Activities

Physical interests are activities. Some examples include spelunking, sports, climbing, swimming, constructing miniature aerial circus automatons from bits of scrap, etc.

These are things that your character loves doing, whether or not they are good at them. These tend to be things your character does during their down time for fun, enjoyment, or relaxation.

Using Interests

Once per scene per interest, when you are making a roll that is related to that interest, you may upgrade that roll by the total points invested in that interest. You may apply multiple interests to a single roll if they are applicable.

Guide Note: Make sure to learn the interests of the characters in your group. Try to include some of those interests every session. This can be fertile ground for you and your players' creativity!

Flavor Words

Aspect Prime enforces word counts on characters talking during encounters. This prevents monologues where other characters don't get any actions. The word count represents a certain amount of focus that is needed to say whatever it is. See Quip (Keyword), page 14 for more detail.

Some words come to our minds easier than others. Each character has one or more flavor words that never counts towards this word limit. The articles "the," "an," and "a" also never count towards total word count. However, these free words can never be used to more than double the actual total word count.

Your character shouldn't have more than a couple of flavor words. They might be favorite responses, catchphrases, or maybe just a pet name for everyone they meet. Some examples:

- Almighty (sarcastic disbelieving character)
- Axe (the character's favorite weapon)
- Believe me (con artist)
- Blasted or Blast (perhaps as a curse word)
- Chill (a character that specializes in cold)
- Darling (posh but friendly)
- Eldar or Eldar's (the character's deity)
- Excellent (enthusiastic optimist)
- Friend (outgoing but a bit clueless)

- Fun (happy-go-lucky)
- Great, perfect (exaggerating)
- Hooray (celebrates the little things)
- Honey (sweet but patronizing)
- I Want (bossy character)
- Me, My or I (egocentric)
- Mraow (cat character)
- My pet (sweet character)
- Neighbor (friendly and down to earth)
- Precisely (studious)
- Quite so (calm and well-learned)
- Ruffian (posh but paranoid)
- Somehow (unbelieving)
- Sorry (obsequious or low confidence)
- Thanks (considerate)
- True (thoughtful)
- We and They (always choosing or creating sides)
- What (always confused)
- You'll see (keeps folks guessing)
- You know (deferential and vague)

You need not choose flavor words right away, but should choose them once you understand your character's personality. Flavor words are not a required part of Aspect Prime, but having some can help you get into character quickly.

Character Mechanics

While your character is a being and personality of your own creation, in Aspect Prime we need to be able to resolve conflict. To that end, your character sheet will have ability scores, skills, items, talents, a combat role, defenses, and health pools. You will also need to select your character's species, background, and interests.

We will talk through each part in brief here, then in detail after.

Ability Scores are your character's base qualities. How strong are they? How agile? Do they think quickly on their feet? Are they well-learned? Is your character well liked by others? Do they understand people? These are used for defenses, health, and basic skills.

Skills are broad categories of knowledge and expertise the character has practiced and learned or is just naturally good at. This includes basic skills like athletics, science, and customs as well as trained skills such as swinging a sword, tossing fireballs, or manipulating time. Each skill has a related ability score, maybe some gear, and a resulting dice pool of A, B, and C dice. For Trained Skills, you choose the associated Ability Score.

Designer Note: We initially had trained skills only usable by specific Ability Scores, but we found that hindered creativity too much. Who are we to say your warrior doesn't use their Savvy ability score to power their Blade skill. Why couldn't a mage's Evocation skill be powered by her Empathy?

Your **Power Source** is how you can boost your abilities so they are stronger. Each Power Source does this differently. When you pick your Trained Skills, you get to choose what Power Source to associate with them.

Talents are ways you use your dice pools to succeed in encounters. This can be uses like distracting targets with your entertain skill, bolstering allies with your leadership skill, or slicing a foe with your blade skill. Every character can use the Basic Talents (page 179 for the full list), as well as Prime talents from skills they have ranks in.

Characters will also purchase some Tier talents from a number of potential sources including Skills they have with ranks, their Combat Role, Power Source, or Species.

Combat Role gives you a few base talents for free as well as a pool of additional talents you can purchase that specifically help you contribute to encounters according to your role.

Items can be gear or equipment. Items that improve your skills' dice pools are called **Gear**. Items that do not are equipment. However, gear is more than just equipment, it can represent special kinds of training, characteristics inherent to you, a pet you keep with you, etc. Gear can even give you access to skills you are not trained in!

Defenses are based on your Ability Scores, Skills, and Gear. When a skill is used to affect you adversely, this is the difficulty target the opponent uses to determine success. Each aspect has two defenses, corresponding to the two ability scores. When you are attacked in aspect, you choose which one to defend with.

Health is a set of pools that determine how much damage it takes to neutralize, hobble, humiliate, flummox, chasten, baffle, or otherwise defeat a character.

Species in Aspect Prime determine some additional basic physical traits such as size, kind of vision, movement speed, and additional skill bonuses. Species have unique traits, perks, and culture as well.

Backgrounds in Aspect Prime determine a few additional skill bonuses or perks, usually based on your career or the career of those who raised you thus far.

Rituals are magical spells your character knows how to use. These are less reliable than just regular talents, and some cost material components. They can be learned by purchasing some ritual talents.

Interests are things your player is interested in. Topics, devotions, and activities that are part of your character's every day.

All of these elements tie together to answer two questions.

- Who is my character?
- How do they handle conflict?

The answers to both of these questions should be interesting, as they will determine how interesting your contribution to the story is.

Physical, Mental, and Social

In Aspect Prime, conflict can happen using the physical, mental, or social aspects of your character.

Many games focus just on the physical aspect, so that realm is a known quantity. But what is the difference between mental and social aspects? Mental is about can, and social is about should.

Mental questions are about facts. Can this work? Can I defeat this foe? Is the sky blue? Mental attacks will question one's perception and understanding of reality. Convincing someone of a tall tale, stalling tactics, confusing a foe, and fighting a battle of wits all fall under mental conflicts.

Social questions are about "should". Should I do this, should she be allowed to do that, should I fight this creature. Social attacks question the target's morality and social position. Peer pressure, persuasion, negotiation, proper etiquette, and leading a team to victory all involve the social realm.

For example, convincing someone that they shouldn't eat apples because the invisible purple giant doesn't want them to must be done in two steps.

First you must convince them the invisible purple giant exists and doesn't want them eating apples. This is a Mental battle, as it is about asserting the existence of the invisible purple giant and her specific preferences regarding apple eating.

The next battle would be a Social one convincing them that they should care about what the invisible purple giant thinks. But they've already been worn down enough to be defeated mentally, though, so a social victory won't take as long.

Ability Scores

Your character's six base ability scores mainly determine how strong your basic skills innately are, and how good you are at defending against different kinds of attacks (even mental or social ones).

The ability scores are Brawn, Dexterity, Genius, Savvy, Appeal, and Empathy. There three aspects – Physical, Mental, and Social. Each aspect has two attributes – a Power and an Agility. Power is the ability to endure difficult situations, and Agility is the ability to avoid difficult situations.

All ability scores are a value of 1 or more. 1 is considered weak, 2 is average, 3 is good, and 4 is impressive.

You have 15 Ability Score points you can distribute among your character's ability scores. The lowest score you can have is a 1, the highest a 4. You may only have one 1.

Most characters start with the following scores in any order: 4, 3, 3, 2, 2, 1. This is called the standard array.

Design Note: The other optional starting arrays are 4, 4, 2, 2, 2, 1 and 3, 3, 3, 2, 2, 2. The first can work in larger groups or if you are fine with being just okay or utterly terrible at most things.

The second can work for solo adventuring characters. The downside is that is your best dice pool is BCC and best defense has a 3 ST. The upside is that no specific ability score is a weakness.

As the character advances, they will get additional ability score points that they can use to upgrade their ability scores. It costs 1 ability score point to upgrade to the next ability score.

Physical

Physical is about the body and how your character moves, resists, dodges, and the quality of their raw muscle. Their Physical aspect determines how well they can stand in the front line of combat.

Physical is about acrobatics, stamina, movement, force, and strength.

Their physical ability scores are Brawn and Dexterity.

Brawn (Physical Power)

Brawn represents your character's raw muscle mass and brute force capability. The three basic skills for brawn are Athletics, Durability, and Intimidate.

Dexterity (Physical Agility)

Dexterity represents your character's speed and flexibility. The three basic skills for dexterity are Nimble, Precision, and Stealth.

Mental

Mental is about the mind and how your character learns, knows, discovers, and creates. Your character's Mental aspect determines how well they perceive, plan, and manipulate the battlefield.

Mental is about knowledge, belief, intuition, cleverness, plans, learning, focus, truth, and reason.

Your character's mental ability scores are Genius and Savvy.

Genius (Mental Power)

Genius represents your character's raw mental power and knowledge. The three basic skills for Genius are Craft, Lore, and Nature.

Savvy (Mental Agility)

Savvy represents your character's quickness of thought and how they intake information. The three basic skills for Savvy are Perception, Tactics, and Vigilance.

Social

Social is about the heart and how your character influences and understands the desires of others. Their Social aspect determines how well they can aid their allies and affect the will of their foes.

Social is about charisma, confidence, respect, influence, friendship, spirituality, motivation, and discipline.

Your character's social ability scores are Empathy and Appeal.

Appeal (Social Power)

Appeal represents how other people react to your character. The three basic skills for Appeal are Charm, Entertain, and Leadership.

Empathy (Social Agility)

Empathy represents your character's ability to read and navigate others' intellectual and emotional states. The three basic skills for Appeal are Customs, Shrewd, and Trickery.

Skills

Skills are how characters in Aspect Prime resolve conflict and overcome difficulty. Purchasing Skill Ranks during character creation and character advancement is one of the ways your character gets better at using particular skills. You will also get some Skill Ranks from your character's Species and Background.

There are two skill groups: Basic Skills and Trained Skills.

Basic Skills are skills all characters can use, even without any Skill Ranks. Each Ability Score has three Basic Skills associated with them, and we discussed those in the Ability Score section earlier.

Trained Skills require Skill Ranks to use them. These tend to be skills that are more combat oriented. Trained skills come from one of the five Power Sources: Arcane, Divine, Elemental, Martial, and Supernatural. Trained skills within each Power Source tend to work well together, though characters can take a mix of skills from all five power sources.

Similar to how the character earns ability score points, they will get skill points that they can use to upgrade their skills. Use the following chart to determine how many skill points are needed to upgrade a skill rank. The cost to upgrade a single rank is equal to the difference in ranks.

Cost to upgrade a skill		New Skill Rank					
Score		1	2	3	4	5	6
Value		1	2	3	4	5	6
Cost to upgrade		1	1	1	1	1	1
Minimum Level		-	-	2	5	12	

Picking Skills

The standard array for skills is 3, 3, 2, 1. You may apply these to any skills you like.

These skill bonuses will stack with skill bonuses from your Species and Background. However, the skill rank cap at first level is 3, so you cannot use these bonuses to increase any skill above 3.

Upgrading skills works the same way as upgrading ability scores.

Note: By putting the standard array together with a background and species, you can potentially get 3, 3, 3, 3, 3, 2. Like so:

Standard Array	3	3	2	1		
Species Skill Ranks			1	1	1	
Background Skill Ranks				1	2	2
Total Skill Ranks	3	3	3	3	3	2

Skill Challenges

Any skill can be pitted against the same skill. These are simply opposed skill rolls. The losing participant(s) take damage in that aspect equal to the difference of their roll and the winning roll.

Usually, the first one wounded loses. Some examples are using Athletics rolls to arm wrestle, opposed Tactics rolls to win a game of chess, or opposed Trickery rolls to win at poker.

Conflict

Conflicts occur when multiple actors in the game are actively working towards different goals. This could be a clash of weaponry to determine who will escape with the artifact, a battle of wits to determine the victor of this particular card game, a diplomatic engagement to determine whether a kingdom might pledge aid to another kingdom, putting out a fire before it consumes a building (the fire being counted as an actor), or even a test of agility and athleticism to see who can reach the top of the cliff the fastest.

The same base rules are used for each sort of conflict, but characters target different defenses and use different kinds of skills.

Characters who are engaged in a conflict take turns being the active character.

Defenses

Each character has 6 defenses, two for each Aspect. These are the DTs for when that character is the target of another character's skill check. Talents specify what the target Aspect is for specific skill uses. The defending character can choose which defense to use.

For example, with an attack that is vs Physical, the defender can choose to defend with either their Brawn or Dexterity defense.

Bonuses

Bonuses are shown as (value) (name) (bonus or penalty) to (target). For example: +2 dodge bonus to physical defenses

The value is either a number, ability score, or skill. Penalties are always negative, and bonuses are always positive. If the value is an ability score, it is the value of that ability score. If it is a skill, it is the ranks in that skill.

The type of bonus is the name of that bonus. Named bonuses of the same name from multiple sources do not stack. All unnamed bonuses are considered basic bonuses, and thus do not stack with other unnamed bonuses. For example, a deflection bonus to defense of +2 from one power added to a deflection bonus to defense from another power of +1 will yield only the +2 from the higher bonus, they will not add together to give a +3. However, a deflection bonus to defense of +2 from one power added to a dodge bonus to defense from another power of +1 will yield a total defense bonus of +3. (because it is deflection plus dodge).

However, if you have a +2 shield bonus to Brawn defense from a ritual, and a +2 shield bonus to Dexterity defense from a talent, they both count, as they apply to two different scores. But a +1 shield bonus to Dexterity defense from a ritual is ignored because the +2 bonus from the talent is greater.

This applies to Soak effects and other numerical bonuses as well. Upgrades and downgrades are not treated this way, and will always stack.

Math and Bonuses

Some bonuses are a specific ability score minus a set number (such as Dexterity - 3). If the total is less than 1, the total is 1. Whenever a number is halved (such as damage dealt by a weakened creature), always round up.

Physical x2 means 2 times your highest Physical ability score. If your Physical is 3, for example, then the total would be 6.

Rounding

Whenever a value is halved, the final result is rounded up, while the remainder (if used) is rounded down. If a number is quartered or divided in some other way, round up if the remainder is half or more, down otherwise.

Initiative Order

Encounters are divided into rounds, each representing about 6 seconds of action. There are 10 rounds per minute of in-game time. At the beginning of an encounter, you need to determine the turn order of all characters involved.

During each round, each participant in the encounter gets a turn, in initiative order from the start of the encounter (you roll only once per participant per encounter).

New characters can be added by having their players roll on the turn they join for where they go in initiative order.

Suggestion for Guides: During an encounter, make a list of the participants in initiative order on your scratch paper. Make a mark next to the character whose turn it is to help you keep track.

This also lets you easily track how many rounds have passed and whose turn it is when characters take actions out of turn due to a Quick Action (see Quick Action, page 11), Free Action (page 11), or an action granted by another character.

Each character involved in the conflict rolls initiative at the start. Characters may roll either their Shrewd or Vigilance dice pool.

The character who rolled the highest number of successes goes first. If there is a tie, the character with the most Edge goes first. If there is still a tie, play Rock-Paper-Scissors until one character wins.

Shrewd and Vigilance work differently when it comes to initiative. That is because Vigilance represents your character's constant alertness to their surroundings and their preparedness to react quickly any situation, while Shrewd represents how well you understand the motivations of others and assess the opportunities in a given conflict.

Shrewd Initiative

Edge rolled in a Shrewd initiative roll carries over to the character's first roll on their first turn this conflict. This means when you make your first roll on your character's turn, add the Edge from your character's Shrewd initiative result to the result of that roll.

Vigilance Initiative

Edge from a Vigilance initiative roll can be used immediately after rolling initiative (in initiative order when more than one character has this effect). This means your character can spend it on giving an ally some Edge, or potentially taking an extra action.

Position

Where your character is relative to the other combatants in a battle can mean the difference between victory and defeat. Whenever your character is granted some movement, they may always choose to move less the full amount, even 0. See Movement section next.

Threatening Squares

Characters all squares that they are adjacent to (each of the squares surrounding a character, including the ones above and below them). This allows characters to make Quick Strikes against sloppy foes, such as those that attempt to use normal movement to leave any of the squares that the character is threatening.

Cover and Concealment

Cover provides defense from attack. Cover is measured in how much of a creature is concealed by the covering, based on quarters of concealment. Each quarter of concealment provides a cumulative +1 concealment bonus to defenses to a total of +4 if you are completely hidden by the concealment.

Thus, if a creature is half covered by something, it gets a +2 concealment bonus to all defenses (not just physical, having a physical barrier from someone also gives a sense of safety in the mental and social defenses as well).

Concealment bonuses do not stack, of course, because they are a named bonus.

Movement

Aspect Prime measures distances in areas of 5 feet by 5 feet, simply called squares. Areas and movement are all measured in squares.

Squares

Each square of movement can be to any of the 8 squares surrounding your character (or 12 for large characters who take up a 2x2 space). This means diagonal movement is measured the same as orthogonal.

Characters may move through allies freely as long as they don't end an action in an ally's square. Characters cannot freely leave a space adjacent to an opponent or enter an opponent's space without provoking a Quick Strike (page 11). For more details, see Overlapping Spaces, page 10.

Squares are technically cubes, 5 x 5 x 5 feet, but the vertical aspect of this does not come into play often.

Hexes

Aspect Prime can be run using a Hex system instead of Squares. Distances and such remain the same, but any situation that calls for a square space made of multiple squares, it is a parallelogram instead.

Theater of the Mind

Aspect Prime can be played in Theater of the Mind style. In this case, think of ranges as either Engaged (in Melee range) or in Range Increments. The Areas section will define how those work in the Theater of the Mind-style play.

Shift

Shifting is a special kind of movement that does not provoke Quick Strikes when leaving a threatened area. When shifting, your character may shift through an opponent's square as long as you do not end in that square (see Overlapping Spaces, page 10). Your character may shift a single square using the basic Maneuver action named Shift (see Basic Maneuver Actions, page 19).

Some shifts that you might gain specify a specific kind of movement (such as a flying shift). Your character gains that movement type temporarily for that move if they don't already have it.

Swapping Places

Some talents let characters swap places with a target. This is tricky if one or more of the creatures involved are bigger than a 1x1 square. If the creatures are adjacent, each creature shifts a number of squares equal to the other creature's size toward the other. If the creatures are not adjacent, add the distance between to the amount they shift.

This means that the smaller creature will always move to the furthest place from its original location possible in the larger creature's old space. And the larger creature will always move as few spaces possible until it totally encompasses the smaller creature's old space.

Moving Through Other Characters

Characters may attempt to shift through an adjacent square that contains an enemy. If the shifting character attempts to end their turn in a square with that enemy, however, the foe gets a Quick Strike on them. If the attack hits, it has the added effect of sliding the shifting character to whatever adjacent square the foe wishes. Shifting out of a square containing a foe does not provoke a Quick Strike. Moving out of a square containing an enemy does provoke a Quick Strike, as it is moving into a square they threaten.

Characters may use a normal square of movement to move into an ally's space if ally allows it. Otherwise characters must shift as above. This is usually used to move through an ally's space to get somewhere else.

Overlapping Spaces

When occupying a square containing another character, they have a $\downarrow 4$ penalty to their rolls. The effect is cumulative for each character in the square. These penalties are reduced by 1 for each size category smaller than the overlapping creature is. For instance if a small and large creature occupy the same square, the large creature only suffers a $\downarrow 2$ to accuracy, while the small creature suffers the full $\downarrow 4$ penalty to accuracy. Additionally, any area attacks will target each character in the square equally.

Creatures that are more than two categories larger than a character or smaller than a character do not count for this rule. There is no penalty for overlapping spaces with them, nor do either get a Quick Strike as their spaces overlap.

When attacking into a square containing multiple creatures using an attack that is not an area attack, creatures of the same size as the intended target grant one quarter concealment (see Cover and Concealment, page 10). Creatures that are one or more sizes larger grant two quarters concealment, and smaller creatures grant no concealment.

Riding a creature lessens the concealment it grants by one quarter (movement is more predictable while riding a creature). This means that a medium creature riding a large creature only gains one quarter concealment.

Actions

Each turn, your character gets four actions, one Major (○), one Maneuver (◻), one Free (•), and one Quick action (⚡). Here are their differences and uses.

Major Action

Major actions (○) are most active skill uses and attacks. Characters get one each turn and can use it during their active turn.

You may use a Major action to make a Maneuver.

Maneuver Action

Maneuver actions (◻) don't typically contribute directly to the conflict, but rather are used in getting the character into a more

advantageous position. Characters get one each turn and can use it during their active turn.

You may use a Maneuver action to make a Free action.

Free Action

Free actions (•) are actions that can be done after any action, yours or someone else's. Characters get one each turn and can use it after any event occurs or any action is completed.

Each time an event happens or a creature finishes taking an action, a character may use their free action to React (page 19) or use a different Free action. Free actions are done after the thing the character is reacting to.

A character can use a free action to do one or more of these at once:

- drop any number of items they are carrying
- say two words
- make a gesture
- drop to prone (see Prone, page 18)
- change their facial expression.

There are some talent uses that cost a Free action. These actions cannot be done in conjunction with the above functions.

If more than a single character wishes to use their Free action at the same time, the actions occur in initiative order.

Your Free action recharges at the end of your turn.

Quick Action

A Quick action (⚡) is an action done in response to a specific trigger. Quick actions happen before the triggering action. You may only use one Quick action per turn, and you may respond to a specific trigger only once.

If more than a single character wishes to use their Quick action at the same time, the actions occur in initiative order.

Your Quick Action recharges at the end of your turn.

QUICK STRIKES

Quick Strikes are attacks you can do when it is not your turn, but actually interrupt the action of an adjacent creature. You get a Quick Strike against an adjacent enemy that:

- Moves so they are no longer adjacent without using a shift or disengage with Nimble Escape, and is not being moved by an enemy's slide, push or pull.
- Uses any ranged attack that isn't a reaction attack.

You may use any Basic Major talent for your Quick Strike, as long as it targets the one who triggered it. When characters use a ranged attacks as a Quick Strike, they do not provoke Quick Strikes.

Using a Quick Strike costs your Quick action.

If you hit with a Quick Strike while the target was attempting to enter a square you are in or is adjacent to you, your attack halts their movement. They can no longer make any movement actions into that square until their next turn.

Complex Actions

There are a number of other kinds of actions characters can make that are more complicated, using combinations of the above actions in different ways.

Full Action

Sometimes we specify a Full action. Full actions cost a Major, Maneuver, and Free Action, so combine those three symbols: ⚔️.

Action Points

Action points (AP) represent your adrenaline and energy reserves. Characters use action points to perform heroic feats.

When characters wake up from a long rest and eating a meal, your character has one action point (except Humans, who get two). At the end of any challenging combat or major event your character is involved in, the Guide will give out another action point to each player. The Guide should hand out tokens to the players to represent their current number of action points (we like to use glass gems).

When you use an action point, give the token back to the Guide.

Your character may only use one action point per round (from the beginning of your turn to the beginning of your next turn). An action point may be spent to make a Heroic Effort (see Heroic Effort, below). Talents and powers can grant other uses of action points.

Heroic Effort

As a free action during your turn, you may spend an action point to immediately gain a +6 Edge. Often this is spent on 3 immediate die upgrades or one extra Major action.

Healing Wounds With Action Points

Any time you initiate or receive healing, you may spend an action point to heal wounds rather than composure. This is the reason that composure healing often will specify what aspect or pool that they effect. This only matters when using action points to heal wounds. When aspect or pool is not specified, you may heal any pool with that wound healing.

Timed Actions

Timed actions are actions that take more than one action of a single type, such as a Major x2, or a Maneuver x3. Actions that do not have a multiplier, such as three rounds, five hours, or ten minutes, are not considered timed actions.

A timed action can be performed as a single action of its type by spending an action point. Alternately, timed actions can be done at-will, but cost more actions than other kinds of actions. To do a timed action as an at-will, you must save up a number of actions equal to the multiplier of the type specified.

Saving for Timed Actions

Characters can only save actions while not using other actions.

So if you are saving for a Major x2, that's 2 turns. You can use a Free and Maneuver action in the first turn before saving your Major, and on the second turn after you use the timed action (but not before).

With a Full x2, you use all of your normal actions (Major, Maneuver, and Free) for two whole rounds.

A Free x3 can be done in a single round (or over the course of two). As soon as you use any action, any saved actions are lost, including using a Quick action.

A Full Action can be saved up for in the same manner as a Timed Action by saving up any number of actions from the previous turn (such as a Maneuver and Free) and spending the missing actions on the next turn (a Major, in this case).

Repeat Actions

A talent with Repeat (action type) allow you to do the action again your next turn by spending the action type specified instead of the

normal action type. If no initial action requirement is specified, it is the same as the repeat action type.

You may only repeat the same action once per turn, and only if you performed the action on your previous turn. You can use different actions in-between the two uses.

When you repeat a talent, you need to make a Durability check if you are not at full health (see Durability (Brawn), page 94).

Repeat talents allow you to change the targets or areas affected by the talent.

Sustain Actions

A talent with Sustain (action type) below the action line allows you to continue the effects in the action's Hit or Effect lines as well as repeat any particular actions and reroll attacks mentioned in the Hit or Effect on subsequent turns.

You must sustain the talent before you end your turn (but not the first turn), or the Effect is not sustained. You cannot sustain a talent more than once in a turn.

When you sustain a talent, you need to make a Durability check if you are not at full health (see Durability (Brawn), page 94).

Sustain talents do not allow you to change the targets or areas affected by the talent, but they do allow you move further from the effect. The talent will continue to work in that specified location for as long as you are still sustaining it, even if you are miles away.

Sub Actions

You can divide any Movement action into sub actions by spending individual squares of movement on sub actions. This is generally used for things you can do while moving, like pulling out a weapon, sticking something in your bag, etc.

Downgrading Actions

You can downgrade your actions to use them for other smaller actions. For example as a Major action, you can move your full speed, though it is normally a maneuver action. You can spend a Maneuver to do a Free Action. Quick Actions are unique, however, and you only get one per turn.

Note that you can use a Major action to do a Sprint or Run rather than just a basic Move action, you get a lot more movement if you succeed at your rolls (see Basic Major Actions, page 19).

Range

Range is the distance between you and a target. Range is measured in squares, hexes, or increments of five feet.

Range Increments

Range Increments (or RI) are increments of 5 squares for small or medium-sized characters, 4 squares for characters smaller than small, and 6 for large creatures (see Size for details, page 22).

Your Turn

On a character's turn, they use actions to do things like move, attack, shout or use skills. Characters get a major and maneuver action each turn. They may use them in any order they like.

The Turn

On the active character's turn, there are three steps. The beginning step, the main step, and the end step.

Beginning Step: Ongoing Effects (see Ongoing Effects, page 12)

Main Step: Major and Maneuver actions

End Step: Make saves against any ongoing effects, recharge Free and Quick actions

Beginning Step

The beginning step is when things that say "at the beginning of (a particular character's) turn" happen. If there is more than one thing, the active character (*the one whose turn it is*) can choose in what order they trigger.

Ongoing Effects

Ongoing effects trigger in the beginning step, such as ongoing damage. This is why it is important to help allies that are dealing with ongoing effects before their turn starts (*see Saves, page 12*). You can tell that an effect is ongoing if it says "save ends" at the end.

Main Step

The main step is when the active character may take their Major action and Maneuver action. Characters can use their Free action during the Main Step, as well as their Quick action, if appropriate.

End Step

The end step is when things that say "at the end of [this particular character's] turn" happen. Like the beginning step, if there are multiple things, the active character chooses the order. This is when both your Quick and Free actions recharge.

Note that if you used your Free action any time after your previous turn, you cannot use a Full action without spending the Free action that recharges at the end of your turn. This means that technically using a Full Action this way means the action happens right after the end of your turn, so after you make your saves.

Saves

Saves happen during the end step. Saves are used to end ongoing effects. Ongoing effects are effects with (save ends). These effects must be saved against in order for them to end.

To roll a save, roll your Save Pool against the attacker's Save DT.

If the number of successes are equal to or greater than the Save DT's Success Target, the save is a success and the ongoing effect is ended.

Ongoing effects that are given by the same attack are all grouped together. When one ends, they all end. When making saves, make a save against each group, not each individual effect.

IMPROVISED SAVES

An active character that can target someone suffering from an ongoing effect can use an appropriate skill as a major action to attempt to give that character an immediate save.

For example, Akili has caught fire and is suffering from ongoing 1 fire damage with a ST of 4. Sarai uses her maneuver to get next to him, then uses her major action to give Akili an improvised save using her Nature skill to smother the flames with a blanket. Sarai gets to roll her Nature, and if it beats the save target of 4, she manages to put out the flames.

Any appropriate skill could be used in this instance. If a character has a skill in Cold, Water, or Air, they could certainly use that to attempt an improvised save, possibly even from range. A character could use a bucket of water to put out the flames, even.

When It's Not Your Turn

Characters have one quick action and one free action each round. These are actions they can use even if it's not their turn.

Named Actions

A named action is the one your character takes when the prescribed event occurs. When you name an action, you can choose to specify an event that will cause your character to take the action. To name an action, you use up that action on your character's turn when the named action is specified.

The triggering action must be fairly simple. It needs to be something that can easily be reacted to. For example you can say "If an ally moves to my character's side, then she will use my heal ability on them." or "As soon as a foe comes within two range increments, I'll fire my bow at them." Your character can only have a single response named for a trigger.

A named response must be a single action. It can be a full action, but cannot be three different actions that add up to a full action. It may be a timed action, but then you must use an action point to reduce it to a single action.

If the beginning of your character's turn comes before your character uses the named action, your character loses the chance to do so this time around, though you can specify it again at the cost of the same action until your character's next turn.

For example, Febbit wants to wait in the shadows for a guard to walk by. He's named an action, which is to grapple the guard and knock him out as he walks by, which is a Major action. On his turn, he spends the Major action, then waits. No guard walks by before his next turn, so on his next turn, he has to spend another Major action to continue waiting for a guard.

Introduction to Talents

Talents give characters additional flexibility when overcoming obstacles in scenes. There are three categories of talents.

Basic Talents. Anyone can use a basic talent. Basic talents do not need to be purchased. All characters have all Basic Talents (see Basic Talents Quick Reference, page 179).

Basic talents are formatted like this text box.

Prime talents. Every skill set has one or more Prime talents you get for free when you have a rank into the skill or are wielding gear for this skill. It does not cost you a talent point.

Most Trained skills offer you several Prime talents to choose one from (Hunter instead just gives you two Prime talents).

Each Role has a several Prime talents you gain simply for having that Role as well.

Prime talents are formatted like this text box.

Tier talents. In order to gain the other talents in the set, you must spend one talent point per talent you wish to learn.

In order to learn Tier talents, you either need a talent of the previous rank from that skill or you have purchased a number of ranks in the skill equal to the Tier of that talent (see Skills, page 8). If you don't have any ranks, that means you cannot learn any Tier talents from that skill.

For instance, if you want a Tier 2 talent from a skill, you must either have a Tier 1 talent in that skill or two ranks in that skill.

Tier talents are formatted like this text box.

A level one character purchases 4 talents of this category.

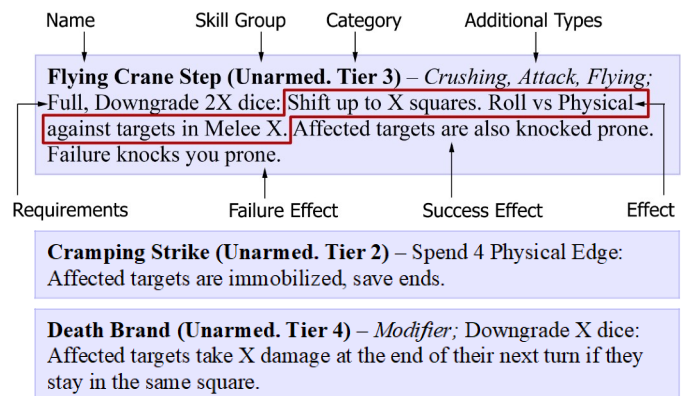
Reading a Talent

Talents are made up of (in order):

- Name

- Skill Group
- Category (Basic / Prime / Tier)
- Additional Types (Attack, Stance, Etc.)
- Requirements
- Effect
- Success Effect (if any)
- Failure Effect (if any)

For this section, we will consider the following Unarmed talents: Flying Crane Step, Cramping Strike, and Death Brand, as well as the Striker talents.



The first bit before the parentheses in a talent is the **name** of the talent. These talents are, of course, Flying Crane Step, Cramping Strike, and Death Brand. Note that talents with the same name function identically, but can only be used when that skill's usage prerequisite is met. Unarmed talents require the user is mobile.

Inside the parentheses, we specify the associated **skill**, and the talent **category** (Basic, Prime, or Tier). These talents are Unarmed and Tier 3, 2, and 4, respectively.

After the parentheses before the colon, we specify **additional keywords** (if any), and then the requirements to use that talent. If there are additional keywords, they are specified first in italics, and then a semicolon before the requirements.

The Flying Crane Step talent has Crushing, Attack, and Flying in addition to the keywords of Unarmed (the skill), Physical (the defense it is targeting), and Martial (the Power Source for Unarmed). Cramping Strike has no additional keywords. Death Brand adds the Modifier keyword.

Next are the **requirements**. Flying Crane Step requires the use of a Full action, and downgrade dice in a multiple of 2 to power some additional effects. The X here is how many multiples of 2. When a value for X is chosen as part of a requirement, that is the same value for X in the rest of that talent.

Cramping Strike requires just the expenditure of some Physical Edge. We can't use that without using some talent to make a roll that has the Physical keyword first. So we'll use Flying Crane and hope to roll some Edge to use the Cramping Strike with.

Death Brand has the requirement of ↓X dice. Because it is a modifier, we can use it to modify Flying Crane. This X is separate from the previous one because this is a new talent. So if we combine this with Flying Crane, we would downgrade an additional different amount of X dice.

Tananda has been ambushed by some goblin fodder. She's dealing with 5 of them, two flanking her to the left and right, and three more two squares in front of her. They are in a perfect formation for a Flying Crane Step.

She's going to use her ABCC Unarmed dice pool to take them down. She downgrades 2 dice for Flying Crane Step, getting us an X of 1. Shifting 1 square will get her in the middle of all 5, and a melee of 1 will let her hit all 5 at once. She will downgrade an additional 4 dice for Death Brand, for a total of 6 downgrades. That doesn't give us much left to work with. But since she really wants to take these mooks down, she's going to spend her Action Point to get 3 immediate upgrades. That means she could potentially roll ABBB, ACC, BBC, or a few other options. Because she wants to use Cramping Strike to guarantee damage from Death Brand, and Goblin Fodder are fairly easy to hit, she uses AAAAAB in order to maximize her chance to roll Edge and still probably hit.

After the colon is the **effect**. Section. If there is a roll involved, you will see 'Roll vs [a difficulty target]', followed by targeting information.

For Flying Crane Step, the effect section is a shift of X, then an attack that targets all enemies in Melee of X, rolling Unarmed (whenever you see "Roll", it means to roll the dice pool for this talent's associated skill) against the Physical defenses of those targets. X could be zero, though with Flying Crane Step that means Melee 0, which only lets you hit creatures in the same space as the attacker.

Cramping Strike's effect inflicts an ongoing immobilize.

Death Brand's effect deals damage to a target if they don't move. If we used 0 for X in the requirement here, it would do 0 damage, so this will need to be a 1 or greater to be effective.

An area discussing 'Affected foes', 'Impaired targets', or 'Success means' is the **success effect**.

If the talent is an attack (see Attack (Keyword), page 14) and no alternate success effect is specified here, success translates to damage to the targets. Whenever rolling against a defense, excess successes beyond the success target are always converted to damage to the target defense's health unless specified otherwise. So in this case rolling 5 successes against a success target of 3 would deal 2 damage and knock the target prone.

In Flying Crane Step, we can see that affected targets are knocked prone. An important note is that Flying Crane Step says "also" knocks targets prone. This means that the talent will still do damage as well as knocking the opponents prone.

Cramping Strike has no success effect, as it isn't part of an actual attack, just an outlet to spend Edge after an attack succeeds.

Death Brand, however, tacks an additional success effect onto whatever it is used to modify.

The only talent of these three with a **failure** state is Flying Crane Step. Failure knocks the user prone. This means if the user does not manage to hit any enemies with the attack, they are knocked prone. As this attack is most effective when leaping into a group of enemies, failure is a pretty bad option. If there are several enemies, this attack only has to hit one of them to avoid failure here.

Tananda rolls a 2,9 against the goblins. Their best Physical defense is a 2,3. She succeeds with no additional damage (her 2 successes are enough to reach a success target of 2, but without excess successes). Since she succeeded, she knocks them prone with Flying Crane Step's secondary success effect and she can use her Edge against them.

After subtracting 3 from their defense's Edge target, she has 6 remaining Edge she can use. She uses 4 for the immobilize, and since she is a Striker, spends the last two Edge to upgrade her successes by 1. She deals 1 damage to them all with the attack because of her Striker ability.

Because the goblins are now prone, they will have to get up to be able to attack effectively. Because they are immobilized, they can't even get up in the first place. At the end of their next turns, they all take 4 additional damage because they are immobilized, which is enough to physically defeat them.

Keywords

Any successes, Edge, or crits that result from use of that talent are considered to have those keywords. The talent's associated skill, ability score, aspect, and target aspect are also applied as a keyword to those results. This can be relevant when another talent can only spend results of a specified keyword.

Not all talents have additional keywords.

Descriptor Keywords

There are a number of keywords that are only there as descriptors or for other talents and abilities to specifically reference them. Here is a non-exhaustive list of a few of those:

Agile, Bonus, Buff, Check, Debuff, Feral, Knowledge, Movement, Planning, Primal, Stable, Summon, Teleport.

Delivery Keywords

These are keywords that specify how the roll is delivered, either in game or in some cases in real life.

ATTACK (KEYWORD)

Attacks typically provoke a return attack in response, even if it misses. All successes from attack talent rolls deal damage of the keyword of defense they target unless specified otherwise. Anything else listed in the talent is in addition to the damage dealt from successes.

Actions without the Attack tag won't typically provoke a physical attack in response initially. These are usually a social pressure or mental assault in which a physical attack response could be interpreted as weakness. Recipients will typically respond in kind.

That said, there is such a thing as fighting words. Any roll that results in wounds will trigger self-defense of attack or flight.

GUIDE ROLL (KEYWORD)

This is a roll that should be made in secret by the Guide, as the results would be a spoiler. This includes stealth (are you SURE they didn't see you?), rope tying (you are pretty sure the knot will hold just fine) and so forth.

GRAPPLE (KEYWORD)

You cannot use weapons in a grapple unless they have the unarmed keyword. Whenever you hit with a grapple, you automatically move into the space occupied by the target, unless specified otherwise.

MODIFIER (KEYWORD)

Modifier talents can only be used to modify other talents that have Rolls in them. Generally this is because these talents are used to modify the dice pools used for other talents. Death Brand is a good example of one of these.

QUIP (KEYWORD)

Quip means that this action is accompanied by a quip of 10 words or less. Quips must convey the meaning of the action.

A quip is one or more sentences that total around 10 words or less. We use quips to measure speaking in combat or other stressful situations in order to keep the action moving and to allow other characters to have a chance to speak.

Quips take a maneuver action to perform. All Vocal powers are delivered by quips. Using a quip is an obvious action, perception DT

1 to notice. You may attempt to use Stealth or Trickery to hide the command from creatures other than the target of the quip.

STANCE (KEYWORD)

Stances are talents that change the way your character behaves in a specific way. Some will give you increased damage, defenses, mobility, new attacks, or any number of other things. You may only use one stance at a time. Starting a stance immediately cancels any other stances. You cannot be in a stance while resting (because resting is a stance).

You may choose any stance you have to be your default stance. If you do, you are presumed to be in that stance whenever you are not resting or specifically in another stance (as long as you have opportunity to pay the action cost to change into that stance). However, as some stances impose movement and action penalties, these penalties need to be compatible with your normal behavior. Otherwise, it is assumed that you always revert to the universal talent Alert Stance (see Passive Skill Checks, page 51).

Some stances specify that you can end the stance as a certain kind of action. You must use that action to end the stance before starting another stance. Unless a stance specifies otherwise, ending a stance is a free action. If you end a stance without starting another stance, you are in no stance at all.

When a stance has one or more element keywords associated with it, all basic attacks and attacks from the same Skill that you use while in that stance also gain those element keywords.

SUGGESTION (KEYWORD)

Suggestions are a way to convince other characters to do what you want. A suggestion talent gets delivered with a free quip, which is not only used to describe what the attacker is trying to get the target to do, but for the target to interpret the attacker's request to the best of their ability.

VOCAL (KEYWORD)

Ranged vocal attacks do not require line of sight, only that the target is within range. However, vocal attacks work better on creatures that can hear, see, and understand you. You have ⚡2 to hit with a Vocal attack if the target cannot either hear, see, or understand you. If more than one of these states (cannot hear, see, or understand) are true, the target is immune to the attack. Note that whether or not you see your target has no effect on your vocal attacks.

Whenever you use a vocal power, you get one or more free quips (see Quip, page 14) to deliver it. A vocal power that uses more than one action (such as a Full action or a minute action) will give you up to one free quip per action (2 for a Full, 20 per minute).

Creatures that only have vibrosense, heatvision, echolocation or another rough sense that does not give a continuous detailed view of the target do not count as able to see you. This means that vocal attacks will not work at all on some monsters.

WEAPON (KEYWORD)

Weapon means that this action is delivered by a weapon. The Weapon Gear Perks from the weapon being used will apply to this talent's results.

Keywords

Keywords specify a kind of element that is present during the attack itself. These keywords bring extra functionality that can be useful in non-combat situations as well as in combat.

Some talents list two or more element keywords in an or list at the beginning of the additional keywords area. When a character uses that talent, they choose one of those keywords. The talent gains that keyword.

For details on what each element keyword can be used for, see Keyword Functions in the Adventuring chapter, page 108.

Talent Requirements

After the semicolon, but before the colon, we specify requirements to use that talent. You must satisfy all requirements listed in a talent to use that talent.

Action Cost

Action Costs specify the action type you must spend to use the talent. It has an action cost if it specifies Major, Maneuver, Free, or Quick. Talents without a specified action can be used at any time (such as the talent Cramping Strike).

Downgrade or ↓

Downgrade or ↓ means you must downgrade the dice used in any rolls made by the talent by the number specified. Sometimes there is an X specified here. This means you can choose how many dice you are downgrading, with the value you choose affecting the talent's effect. Sometimes there is a number like 2X. This means for every 2 you downgrade, increase your X value by 1.

Spend Edge / Crits

These talents require that you spend some edge or crits in order to get the effect. Sometimes a keyword is specified. This means the character spending it must have that keyword in the roll that generated the Edge. For instance, Cramping Strike requires that the Edge has the Physical keyword. It will have this keyword automatically if the target is Physical or a Physical defense.

Spending Crits works the same way. However, it is important to note that Crits are not the Successes on that side. When a Crit is spent, it does not negate the 3 Successes that were rolled with it.

Engage X Dice (requirement)

These talents require that you downgrade some dice for a duration. You can never downgrade more dice than you have in the skill that gave you this talent. When you engage dice, it downgrades dice for ALL of your skills for that duration.

These are usually used to give you some sort of defensive bonus or to use some non-combat ability.

Perk (requirement)

Perks are effects that are always true.

Sustain (requirement)

A sustain requirement means that you must expend whatever the sustain requirement is every turn or the effect ends.

Active (requirement)

This is a talent that can only be used by an active character. This means it must be done during their turn.

Success (requirement)

This is a talent that can only be used in conjunction with an action that succeeded. No excess Successes are required, just a meeting of the Success target.

Variable (requirement)

Variable means the action used for this talent varies, usually based on the Time table (see Time Modifiers, page 89).

Effect

After the colon is the Effect section.

Roll vs Difficulty Target

This talent targets another character's defenses. Roll the appropriate dice pool (the one for this talent's skill) and compare it against the specified DT to determine success and Edge.

Some talents might be less specific than a skill, but specify an ability score, aspect, or even just any. The character can choose any skill they have that fits in that category for this roll.

Targeting

Most talents target a single creature. Area talents are used to affect multiple characters in a group.

If the target does not list you as a target, you are not affected. However, when it says each creature, that means each creature in the area, including allies and enemies, but not yourself.

Sometimes a target is even more specific, such as 'One creature that you hit with a fire power this turn'. You can only use the power if there is a target that meets that requirement.

ALLIES AND ENEMIES

Allies are characters your character believes are working with them in the encounter, or at least those your character wishes to aid.

Foes, Enemies, and Opponents are the words for the same thing: antagonists to your character.

Targeting allies with powers that have 'each creature' can change the effects. For example, something that would slide a foe instead will move an ally. These differences are noted under the effects in the combat chapter.

LINE OF SIGHT

Line of sight is a check made in order to tell if you can affect a target. If there is anything solid that wholly blocks the target square from your square, you cannot affect targets in that square. You do have line of sight through the bars of a prison cell, but you do not have line of sight through a solid ice sheet.

For example, if you are looking through a thick glass window, you would have to break through the window before being able to affect targets on the other side. In such a case, you could fire an arrow at a target behind a window, but the arrow would have to do enough damage to destroy the window, and the remaining damage would hit the target.

MELEE

Melee attacks can affect creatures within the specified range. When it is listed as simply Melee (with no number), it means the range is specified by the weapon being used and the user's natural reach (see Reach Weapons, page 101). Melee 3 means the range is up to three squares away from the caster. Melee attacks let you choose your targets within the range.

RANGED

Ranged specifies the distance from the caster the targets can be. Range is the distance between you and a target. Range is measured in squares, hexes, or increments of five feet.

A ranged attack provokes Quick Strikes from adjacent foes that can make quick actions.

Ranged attacks always let you choose your targets.

RANGE INCREMENTS

Range Increments (or RI) are increments of 5 squares for medium-sized characters, 4 squares for characters smaller than medium, and 6 for large creatures (see Size for details, page 22).

AREA (AREA OF EFFECT)

Area is an area of effect where each creature in the area can be targeted by the power. They are cubes with lengths on each side equal to the area's size. One of the squares of the area must be within the range specified.

A melee area 3 for instance is a 3 x 3 x 3 cube where one of the squares of that area is in Melee range of you.

An RI 3 area 4 is a 4 x 4 x 4 cube where one of the squares of that area is within 3 range increments (15 squares for a medium-sized character) squares of you.

LINE (AREA OF EFFECT)

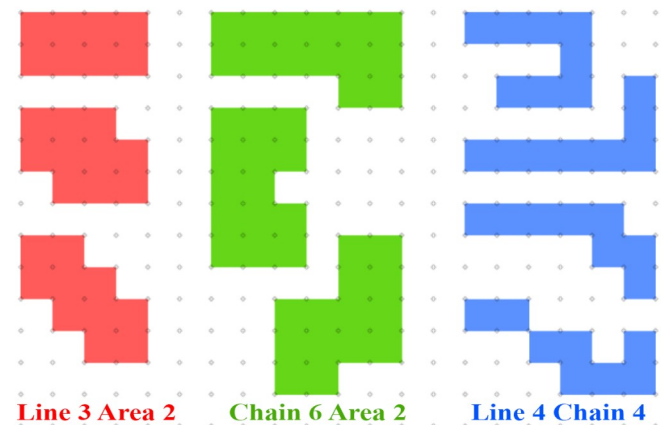
Lines are a special kind of Area. A line is defined by drawing a straight line from the center of the starting square towards any other location. Each square that the line passes through is affected, up to a number of squares equal to the specified length. An adjacent line's starting square is always adjacent to the caster. A ranged line's starting square must be within range, though its ending square may be further. Lines are only one square tall.

CHAIN (AREA OF EFFECT)

Chains are a special kind of line that does not have to be straight. Chains are a contiguous number of squares equal to the specified length. Except for the ends, each square of the chain must be adjacent to at least 2 other squares in the chain. Unlike lines, diagonally adjacent squares are not allowed. Chain squares can be stacked vertically and the squares of a chain can be tightly packed together if desired. For example, a chain 8 could be arranged into a 2 x 2 x 2 cube.

COMBINING AREAS TYPES

When an Area is combined with a Line, each "square" of the line is the size of the Area. So a line 3 area 2 is either a 2x4, a 3x4 with a square removed from two opposing corners, or a 4x4 with three squares removed from the opposing corners.



Combining an Area with a Chain works the same way.

When a Line and Chain are combined, they are attached end-to-end. So a Line 4 Chain 4 is 8 squares long.

If you have more than one talent giving the same area type to an effect, just add the values. So an Area 3 + Area 4 is just an Area 7.

AREAS AND SIZE

Area, Lines, and Chains are the same size and shape in squares, no matter what size character is using them.

PARTIAL AREA OVERLAPS

If an area overlaps a square that a target is in, it counts as affecting that target. This means a Colossal creature who only overlaps a single square of your area attack will be targeted by the attack. It also

means that a Puny creature's ¼ x ¼ area can affect a Medium creature in the square their targeting area overlaps. See Size for further details on Space (page 22).

Save Ends or Ongoing Effects

Some talents can be used inflict ongoing effects. These effects are marked with "save ends". When an effect is ongoing, it remains in place until the effect is saved against (see Saves, page 12).

ONGOING STATUS EFFECTS

An ongoing immobilize would mean the target cannot make move actions until that ongoing effect ends.

Stacking multiple status effects of a similar type works differently depending on the category of effects.

For movement status effects (slowed and immobilized), take the highest slow value then add one for each other slow applied to the character. A character's speed will never drop below 1 unless they have an immobilize effect on them, however.

For action status effects (distracted, dazed, and staggered), the highest debilitation of all the action status effects is the applied effect.

ONGOING DAMAGE

Ongoing damage deals damage to the character every turn, at the beginning of their turn.

This means that unless the creature is granted a save, that creature will take the damage at least once, and possibly again on subsequent turns if the save is failed. This damage occurs when the creature's turn comes up, delaying one's turn does not delay ongoing damage.

For ongoing damage, take the highest of all the damage of the ongoing damage effects, then use that value plus one ongoing damage effect. For keyword vulnerability, all the damage is treated as all keywords at once. For keyword resistance, the resistance is applied to those ongoing damages first before combining them.

For example, if a character has ongoing fire damage 3 and then is hit with an attack that gives ongoing fire damage 4, the total ongoing damage is now 5. If one of those effects ends, the other then applies as normal.

Action Status Effects

Action status effects are status effects that affect your number of actions per round. When a creature has multiple action status effects on it, only the strongest one affects it.



For instance, consider a foe that is staggered until end of turn and dazed (save ends). Until the stagger wears off, they are staggered.

But when the stagger wears off, if the target hasn't saved against the daze, they are dazed instead.

STAGGERED

When you are staggered, you only have one maneuver action per turn and grant leverage to all adjacent enemies. You cannot take free actions or quick actions and you lose your major action. You can use action points to get major action as normal. Staggered is the strongest action status effect.

DAZED

When you are dazed, you lose your maneuver and free actions and only have one major action and one quick action per turn. You can still take free actions and quick actions and use action points.

DISTRACTED

When you are distracted, you only have one major and one maneuver action per turn. You lose your free action. You can still use quick actions and action points. Distracted is weaker than dazed.

Forced Movement Status Effects

Force movement effects are effects that move enemies around the battlefield. These moves do not trigger things that a move or even a shift would, their purpose is merely to put foes in disadvantageous locations. The three types are push, pull, and slide.

If a creature attempts to forced move a foe over rough terrain, off their mount, or off a ledge, the target gets a Nimble roll to stop the slide in the square before the rough terrain, pit or chasm. The DT is the number of squares of movement remaining, if any, plus one if the attacker is a controller.

If a creature is slid into a solid object, any remaining squares of the slide are converted into physical damage.

Slide effects can be used on allies if they get hit with an ally's attack that has a push, pull or slide. Slide effects used on allies are converted to normal movement for that ally, thus triggering reaction attacks like a normal move. This movement is also reduced by slow, hinder and rough terrain. Direction of the movement is still directed by the instigator, not the target.

Some slides specify a specific kind of movement (such as a flying slide). The target is treated as having that movement type temporarily for that slide if they don't already have it.

SLIDE

Slide is the most flexible, allowing the attacker to choose where the target goes, up to a number of squares indicated by the slide. A slide 5 for instance would allow the attacker to move the target up to 5 spaces, each move in any direction. A single slide can be used to move characters around corners if it is long enough.

PUSH

Push is simply a slide where every square of movement must be away from the source (the attacker unless specified otherwise). A push of one square always has three possible squares the target could be pushed to (assuming the squares are empty).

PULL

Pull is the opposite of push, meaning every square of movement must be towards the source. If a target is pulled any closer than to an adjacent square, they do not enter the occupied square. There are always three possible squares a target can be pulled to unless the target is adjacent to source.

Leverage

Leverage is a situational benefit. When a creature has leverage on a target, they gain Savvy upgrades to hit that target or use skill checks against that target. Here are some ways to gain leverage on a target.

- A threatened cornered foe grants leverage to those threatening them. A cornered foe is a foe who has no squares it can move into that are not impassible or threatened by a foe.
- A staggered or prone creature grants leverage to adjacent foes.

When a foe is successfully surprised by a creature they are unaware of, that creature gains leverage against that foe until the end of the creature's turn (see Perception (Savvy), page 97).

Movement Status Effects

Movement status effects are status effects that only affect your movement ability. Like the action status effects, only the strongest effect on a creature affects it. However, a creature can have an action status effect on it and a movement status effect on it at the same time.

IMMOBILIZED

When you are immobilized, you cannot move, shift, drop to prone, or get up from prone (if you are prone). You can still be slid, pulled, pushed, and teleported, or be teleported.

SLOWED X

When you are slowed, your move speeds are reduced by X to a minimum of 1. You may still convert your major action into maneuver actions. Any ability that you use that allows you to shift a number of squares will only let you shift a maximum of 1.

Sensory Status Effects

Sensory status effects are status effects that only affect your senses. The sensory status effects are: blinded, deafened, and numbed.

BLINDED

Blinded creatures treat all visual perception checks as 0 and treat all targets as if they were invisible.

DEAFENED

Deafened creatures treat all auditory perception checks as 0 and treat all targets as if they were silenced.

NUMBED

Numbed creatures have a $\downarrow 2$ penalty to all die rolls.

Temporary Composure

Sometimes you are granted temporary composure. These increase your composure pool. They do not affect the composure damage you have taken, even when the temporary composure goes away.

For example, a character with a composure pool of 7 gains 4 temporary composure. Their composure pool is now 11. They take 10 damage and it all goes to their composure. Once they lose those temporary composure, their composure pool is reduced to 7, but they still have 10 composure damage in that pool. Any further damage dealt to them will go right to wounds because their composure pool is full. Excess damage already in the composure pool does NOT go to wounds, it remains in the composure pool. If the character is healed 2 composure, they now have 8 composure, so damage would still go right to wounds.

Like other bonuses, temporary composure do not stack unless they have unique names.

Until Your Next Turn Ends (or UYNTE)

Many effects last until your next turn ends.

This means that at the end of your next turn, after you have a chance to do your turn's actions, the effect ends.

You cannot extend this by delaying your next turn. The effect then ends when your turn would have happened.

For One Turn (sometimes FOT)

This effect lasts until your next turn begins. You cannot take any actions on your turn before this effect ends. You can, however, use a free action just before your turn begins, if it has not been used yet.

Other

Here are miscellaneous other status effects.

ALOFT

Aloft means the target is hovering in the air, but granted no movement ability. Aloft creatures can be affected by slide effects. Aloft is effectively Hover 0. If an aloft creature has flying movement speed, they can move at half speed using that movement.

CHARMED X

Charmed creatures have their attitudes shifted up by X times 5 temporarily. See Attitude Definitions, page 128. Multiple Charmed effects do not stack, the highest effect wins.

DISORIENTED

Disoriented creatures cannot use non-Basic talents.

INVISIBLE

Invisible creatures gain a +5 bonus to stealth DT against visual perception checks. Invisible creatures gain a concealment bonus to defenses equal to Dexterity.

When attacking invisible creatures with attacks that are not areas, the attacker must pick a square to attack. If the creature is not in that square, the attack automatically misses.

Creatures may attempt an auditory, scent, or visual perception checks to find invisible creatures as a maneuver action. If they succeed, they find the square the creature is in and gain Savvy attack upgrades until they leave that square.

POLYMORPH

When a creature polymorphs into another creature, they look like the creature and become that creature's size. They do not gain or lose any memories or knowledge (such as languages). Physical defenses and hit points get adjusted for size (see Size, page 22), but other defenses, skills, and stats do not change.

Unless the ability used to polymorph specifically notes that it aids in disguise checks, the only way that polymorph will aid in impersonating another target is by allowing one to gain the species, general coloration, and visible gender markers of that target. Polymorphing won't grant exact facial features of a specific creature, for instance.

If the creature polymorphed into is of a different size or different morphology (Humanoid, beast, arthropod, etc.), all equipment falls off during the transformation.

When polymorphed into a creature that is of a different morphology, the polymorphed creature loses the ability to speak languages the new creature species is unable to speak.

PRONE

While prone, non-adjacent creatures have $\downarrow 2$ to hit you and the prone creature has a $\downarrow 2$ to attack rolls. Prone creatures grant leverage to adjacent foes (see Leverage, page 17). Getting up from prone is a basic maneuver unless immobilized. A prone creature's speed is reduced to 2. Getting up from prone does not provoke Quick Strikes from adjacent foes. Dropping to prone position is a free action.

When you are knocked prone, your current stance ends.

SILENCED

Silenced creatures cannot be heard (this adversely affects Vocal powers). Silenced creatures have a $\downarrow 4$ penalty to cast rituals.

SLEEPING

Sleeping creatures lose all actions. They heal one composure at the end of each full round of sleep. If a sleeping creature takes wounds or composure damage, they immediately awaken.

Sleeping creatures usually fall prone at the beginning of their next turn. This does not wake them unless the fall for some reason causes them damage.

WEAKENED

Weakened creatures deal half damage with attacks.

Measurement in Aspect Prime

Measurement in Aspect Prime uses Imperial Units: feet, inches, miles, pounds, tons, etc. Here are some useful conversions.

Units in Aspect	
12 inches = 1 foot	16 cups = 1 gallon
5280 feet = 1 mile	7.5 gallons = 1 cubic foot
2000 pounds = 1 ton	1 round = 6 seconds

SQUARES

Squares are five foot by five foot by five foot units of space, or five foot increments of distance. Thus a ranged 5, area 3 power is really a 15x15x15 foot area (area 3) whose center is up to 25 feet (5 squares) from the caster.

A square is generally assumed to contain 5 feet of height, or an entire medium creature, even if that medium creature is at max height for a medium creature (7'5").

SQUARE UNITS

Square units are a flexible measurement of volume. They are rectangular volumes whose sides add up to the number of square units or less. For example, 6 square units could be a 1x1x4 volume, a 2x2x2, or a 2x1x3 volume. A 6 square unit volume could even be 1x1x3 or even 1x1x1 if the caster desires. Square units of less than three are always 1x1x1.

FEET UNITS

Feet units are the same as square units, but in feet.

INCH UNITS

Inch units are the same as square units, but in inches.

Basic Talents

Here are the Basic talents all characters can use.

Basic Major Actions

Major actions (○) are most active skill uses and attacks. Characters get one major action each turn and can use it during their active turn. Here are several actions any character can use:

Basic Melee (Physical. Basic) – *Attack*; Major, Weapon: Roll vs Physical on a foe in Melee.

Basic Ranged (Physical. Basic) – *Attack*; Major, Ranged Weapon, ↓X+1 dice: Roll vs Physical on a foe in X+1 range increments.

Mental Assault (Mental. Basic) – *Quip*; Major, Vocal, ↓X dice: Roll vs Mental on a foe in X range increments. (This damage is Mental.)

Social Pressure (Social. Basic) – *Quip*; Major, Vocal, ↓X dice: Roll vs Social on a foe in X range increments. (This damage is Social.)

Sprint (Nimble. Basic) – *Movement*; Major: Move your full speed, and then move an additional number of squares equal to a Nimble roll if your previous action was not a movement action.

Run (Athletics. Basic) – *Movement, Stance*; Major: Move your full speed, and then move an additional number of squares equal to an Athletics roll if your previous action was a movement action.

Specify a named major action (see *Named Actions*).

You may use a Major action to make a Maneuver.

Basic Maneuver Actions

Maneuver actions (□) don't typically contribute directly to the conflict, but rather are used to get the character into a more advantageous position. The following are some maneuvers all characters can use:

Alert Stance (Any. Basic) – *Stance*; Maneuver: You make non-combat checks passively at (B + C dice, A + C dice).

Move (None. Basic) – *Movement*; Maneuver: Move your full speed.

You may use two move actions in a turn by using your Major action as a move action.

Shift (None. Basic) – *Movement*; Maneuver: Shift one square.

Shifting does not provoke Quick Strikes (see page 11).

Sub-Move Actions (None. Basic) – You can divide a movement action into multiple parts by subtracting some movement from it:

1 Move: Get out or put away a piece of equipment.

2 Move: Open a door, pick up something, or use simple equipment (drink something, put on a glove, flip a lever, etc.)

Focus (None. Basic) – *Movement*; Maneuver: ↑1 to your next die roll or defense (*no matter what it is*). You may move one square.

Stand (None. Basic) – *Movement*; Maneuver: Stand from prone.

Scout (None. Basic) – *Movement*; Quick, Spend 2 Edge: Move 1.

Specify a named maneuver action (see *Named Actions*).

You may use a Maneuver action to make a Free action.

The Basic Free Action

There is only one Basic Free Action. As a Free action, you can do this after any action or revelation before any other actions are taken. This is generally useful to react to changes in the environment, warning others about something only you are aware of, etc. Remember you only get one Free action per turn.

React (None. Basic) – *Free*: Do one or more of the following things: Drop any number of items in hand, say 2 words, make a gesture, drop to prone position, change your facial expression.

Spending Edge

You can spend acquired Edge on a number of talents. Here are some universal talents that all characters can use to spend Edge. In addition, each character's combat role gives additional talents they can use Edge with (see *Combat Roles*, page 24).

Imperil (None. Basic) – *Debuff*; Success, Spend 2X Edge: ↓X to the target's defenses until your next turn ends.

Enhance (None. Basic) – *Buff*; Active, Spend 2X Edge: ↑X the next very roll made by you or an ally.

Rush (None. Basic) – *Bonus*; Active, Quick, Spend 3 Edge: Take an immediate extra maneuver action.

Lucky Break (None. Basic) – Bonus; Quick, Spend 6 Edge: Take an immediate extra major action.

Basic Skill Talents

Additionally, all characters can use the basic talents for each of the basic skills. You can look them up individually by skill (see Basic Skills, page Basic Skills), or you can see them all summarized at the end of the book in the Appendix (see Basic Skill Talents, page 179).

Renaming Talents

You can rename any talent you take. Just make sure to let your Guide know and to keep track of where it came from by putting the listed name of the talent in parentheses.

Talent Utility

Sometimes you don't want to decimate an entire room while trying to light a candle with a flame attack. Or freeze a cup of water with an ice power without shattering the glass. You might want to stagger your target without doing any damage. You may even want to single out your foes from a group of enemies and allies.

Talent utility lets you do that.

You can focus a talent's effects and area by adding a full action to the action cost of the talent. For example, a major action becomes a major + full action, a full x2 becomes a full x2 + full action.

For purposes of using action points with a timed power, the time is reduced before the full action is added. This means the previously mentioned full x2 + full action becomes a full + full action when an action point is used to reduce the multiplier. The simple way to think of it is that whenever you use Talent Utility, it always takes an additional full action.

Repeat and sustain talents do not require the full action for repeats or sustains, just the initial action.

When you use talent utility with a stance, the stance ends immediately at the end of your next turn.

Movement Forms

Most movement is Ground, that is to say traversing a solid floor or ground. There are a number of other Movement Forms, however:

Burrow Movement

Characters may move their burrow speed while digging through dirt and loose rocks less than a tenth of their height.

Climb Movement

If a character has a climb speed, when making a climb check, they can subtract their climb speed from the Success Target for that check. If the Success Target is 0, they don't need to roll to climb that surface, and may move at their full climb speed along it.

Flight Movement Forms

Flight allows characters to soar through the air with no support but atmosphere. There are three kinds of flight: gliding, flying, and hovering. At the end of any turn where a character is in the air, if they have not used a flight Movement Form during their turn, they begin falling. Characters in flight may land as a free action if they are their height or less from the ground.

Using any form of flight while wounded requires a Durability check each turn equal to the number of wounds a character has taken. Failure means falling (see Falling, page 20).

Fly Movement

Fly is one of the three flight Movement Forms. When flying, characters must move at least two squares per turn or fall. Characters cannot move upwards more than two squares more than they did in their previous turn using flight.

Glide Movement

Glide is one of the three flight Movement Forms. Gliding is much faster movement, and a bit more uncontrolled. Characters cannot move upwards more than one square more than their previous turn. Gliding characters cannot turn sharply or shift. They must turn 45 degrees or less per square of movement. While gliding, characters must move at least four squares per turn or fall.

Hover Movement

Hover is one of the three flight Movement Forms. Hovering is the aerial equivalent of ground movement, except in all three dimensions, meaning a medium character has 8+9+9 squares they can move to (the 9 squares above and 9 below the character). Characters can shift freely, there are no turning speed limits, no squares of movement required per turn, and no limits to how many squares a character can ascend in a turn.

Swim Movement

Swimming is like Climbing. Characters subtract their swim speed from the Difficulty Target for a swim check. Swim is otherwise like hover, in that characters can shift, there are three dimensions, there are no turning speed limits, and no limits to rising or descending.

Teleport Movement

Teleportation allows characters to get to places instantaneously, even places that might be otherwise impossible to reach. A teleport move can be in any direction and through any object or substance. Most teleport movement requires the user to see their destination. This prevents teleporting through solid stone and similar places. However, teleporting through a window, jail cell bars, into a moving carriage, or through a transparent barrier is easily done.

Teleportation does not provoke Quick Strikes, ends immobilization effects, and is not affected by slow effects.

At the end of a teleport move, if the character is not supported by a solid surface, they begin falling (see Falling, page 20). See also Teleport (Keyword), page 110.

Falling

When in the air with no support, creatures begin falling. The falling rate increases by 100 squares per round.

Maximum falling speed for most Humanoids (AKA terminal velocity, where most falling things no longer accelerate) is 200 squares per round if attempting to slow down, and 350 squares per round if intentionally diving. An unconscious typical Humanoid's terminal velocity is 250 squares per round.

For example, during the first round a wood Lyven will fall 100 squares, the second round they will fall 200 squares, and the third round will depend on whether or not they are attempting to slow themselves down or not. If the Lyven is unconscious, they would be falling at 250 squares. If diving, they'd be at 300 (not quite maximum yet), and if they are trying to slow down, they'd be at 200 squares per round still.

For timing purposes, creatures fall a sixth of their falling speed not during their turn, a third during a maneuver action, and half during a major. (Note: Using only maneuvers will not let you fall slower! Nice try. The remaining fall speed happens after your actions.)

Note that some creatures and objects have lower terminal velocity due to wind resistance from wings, etc.

Birdkin, for example, have a much slower unconscious terminal velocity of 180 due to their lighter bones and wind resistance from their feathers, intentionally slowed terminal velocity of 10 (because wings) and a dive speed of 420 (birds are aerodynamic when they want to be). Also note that flying characters can simply start flying to minimize and even stop their falling speed.

Hitting the Ground

If a creature fell fewer than their terminal velocity in squares before hitting the ground, their falling speed is equal to the number of squares they fell.

When finally hitting a solid surface, roll one A die of damage per 2 squares of falling speed at that time. Falling 1 square is safe.

A conscious creature can roll their Nimble dice pool and reduce the damage by that result's successes. If a creature takes more than their Dexterity in damage from hitting the ground, they fall prone.

When attempting to fall onto another creature, the falling creature can roll a basic melee attack against that target, dealing damage as above to the target, except that the target does not get to reduce damage by its Nimble.

Health and Defenses

Each of the three aspects (Physical, Mental, Social) have two defenses and two health pools. Attacks target different aspects, depending on the kind of attack. The defender gets to choose which defense in that aspect to use. When the ogre swings a club at your character does your character use Dexterity defense to dodge out of the way or do they block it with their Brawn defense? Probably depends on which defense is higher. It is your choice.

Composure

Most damage will go to Composure. This damage is superficial, representing a wearing down of a character's readiness as the opponent tries to find weak points. If a character has taken damage to equal their Composure, the excess will go to one of their health pools in the aspect they are being attacked in. Damage to composure represent scratches, anxiety, or self-doubt, not lasting damage. Resting (see Short Rests, page 107) for a single minute will heal all Composure damage a character has taken.

Wounds

A wound is damage that visibly affects a character. When a character takes damage to health, it has a noticeable effect and that damage is called Wounds.

When only an aspect is specified, the one taking the damage can decide which pool in that aspect it goes to. All the damage from that event goes to that pool. Be sure to track excess damage in that pool.

Characters have a health pool for each of the six ability scores. Each health pool is identical in size to the defense in that score. The first number is how much damage can be taken in that pool before the defense is defeated (see Defeat, below). This damage is actual Wounds. When a character takes Wounds, it is always noticeable and not easily healed.

Guide Note: Though you will be keeping track of damage to non-player characters, players should not know how much composure a creature has remaining. Players get to know if the creature is taking damage (for instance, if a creature seems to have resistance to an attack), and whether a creature's aspect is wounded or a defense is defeated.

The Edge target of a defense is how much excess damage in that defense a character can take before they reach an unstable condition and start dying, descending into madness, or losing the will to live.

Defeat

Whenever a pool has damage in it equal to or greater than the success target for its defense, that pool is defeated. If that excess equals or exceeds the second pool's size, that pool is also defeated.

Vilpa has 2,2 Dexterity health and 4,5 Brawn health. If she takes 6 or more wounds, she is defeated in both defenses.

If she takes 4 damage when already has 2 damage in Brawn, no matter which of the two defenses she puts that damage in, the 2 excess damage in that pool defeats the second pool as well.

This is particularly important for fighting fodder or other weak opponents with very small defenses and health pools. Often a single hit will wipe out a Fodder's entire health in an aspect.

When a character takes damage, they cannot assign damage to a pool that is already defeated unless both pools are defeated.

Once both pools are defeated (the Agility and Power Ability Scores in that Aspect), the character is defeated in that aspect.

If excess wounds in a pool equal or exceed the second number (the Edge Target), they are in **unstable condition** (see Unstable Condition and Dying, page 21).

When you take wounds in an aspect, you choose which health pool it goes to. This can allow you to choose how you want to continue in the fight, because defeat in each ability score means something different.

- Brawn defeat means you are **neutralized**. You cannot target physical defenses, use skills based on brawn, or use weapons and shields (though you can carry them).
- Dexterity defeat means you are **hobbled**. You cannot use any movement actions or use skills based on dexterity.

Defeat in both means you are physically defeated and **unconscious**. You cannot use actions.

- Genius defeat means you are **stumped**. You cannot target mental defenses or use skills based on genius or Forms (see Techniques, page 102).
- Savvy defeat means you are **baffled**. You cannot refute any assertion or use skills based on savvy.

Defeat in both means you are mentally defeated and **flummoxed**. You cannot communicate or form coherent thoughts.

- Appeal defeat means you are **cowed**. You cannot target social defenses or use skills based on appeal.
- Empathy defeat means you are **ashamed**. You cannot ask others for anything or use skills based on empathy.

Defeat in both means you are socially defeated and **chastened**. You cannot refuse a request without fleeing or being physically violent.

Unstable Condition and Dying

When you have wounds in a pool for an aspect that equal or exceeding both success and Edge targets, that means you are in unstable condition for that aspect. This means you can be dying without being unconscious. But it does mean that you are either neutralized or hobbled.

Mora has 4,2 Dexterity health and 3,1 Brawn health, but has taken 2 wounds in both. She is not yet defeated in either pool.

A goblin hits her for 2 more damage. Because she wants to be able to escape, she takes the damage in her Brawn pool, making her wounds a total of 2 damage in Dexterity and 4 in Brawn. She can no longer make physical attacks or use her Brawn skills.

She has 2 Dexterity damage and 4 Brawn damage. Because her Brawn pool is completely filled on both sides (3+1 = 4), she is in unstable condition, and is dying.

As she is fleeing, she takes another hit of 2 physical damage. Because her Brawn is defeated, those wounds go to her Dexterity and now that she is defeated in both Brawn and Dexterity, her Physical aspect is defeated and she falls unconscious.

She is now unconscious and dying because she's in unstable condition. Hopefully help comes soon!

Once you are physically in an unstable condition, you start taking **death marks**. This means you are **dying**. At the end of each of your turns, make a save against your total wounds and death marks in that aspect. (see saves, pg 12). If you fail you take one death mark. If you receive any physical wound healing, you become physically stabilized and stop dying.

If you are dying and have death marks equal to or exceeding your grade, you die. Death marks can only be healed one per long rest.

Design Note: Fodder have a grade of 0, so as soon as they start dying, they are dead. They do not need any death marks.

Defeat for the other two aspects works the same, but with a different name for the marks and end results.

If you are in a mentally unstable condition, you take **delirium marks** as you lose your grasp on reality and can eventually **descend into utter madness**.

If you are in a socially unstable condition, you take **despair marks** as you lose all hope and can eventually **lose your will to live**.

Stabilizing

You can stabilize an unstable character by using Nature to physically **Staunch Bleeding**, Customs to socially **Talk Down**, or Shrewd to mentally **Recenter**.

Recenter (Shrewd. Basic) – Healing; Major, A target that is descending into madness: Shrewd vs target's excess mental wounds. Success mentally stabilizes the target.

Staunch Bleeding (Nature. Basic) – Healing; Major, A target that is dying: Nature vs target's excess physical wounds. Success physically stabilizes the target.

Talk Down (Customs. Basic) – Healing; Major, A target that is losing the will to live: Customs vs target's excess social wounds. Success socially stabilizes the target.

Self-Stabilizing

Characters can spend an action point to attempt to self-stabilize by using Durability instead of Nature if they are dying, using Science instead of Shrewd if they are descending into madness, or using Vigilance instead of Customs if they are losing the will to live. However, this difficulty target is increased by the sum of their death marks, delirium marks, and despair marks.

Healing

Healing composure is easy. A character can simply rest one minute in order to collect themselves and heal all their composure. All healing is to composure unless otherwise specified.

A character using healing or being healed can force that healing to affect wounds instead by spending an Action Point (see page 11). Otherwise, wounds are healed back during long rests (see Long Rests, page 107).

Size

Various sizes of creature have a number of differences. Smaller characters move slower, are harder to physically hit, are easier to physically overcome with Edge, have less composure, take up less space, and have less reach. Larger characters move faster, are easier to physically hit, are harder to physically overcome with Edge, have more composure, take up more space, and have greater reach.

Base Size

Character sizes are relative to base size, which is a measurement from the top of the head to the furthest end of any appendage in the typical combat stance, usually a foot, usually meaning height.

A snake, for example, has its size based on a typical S shape, not the entire length of the snake.

As a general rule, long tails only count for half of their length because the relaxed S shape is best for balance and quick movement.

The Min and Max are the extremities of the size category. Always default to the larger size, so a character that is exactly 15' tall is considered Huge, not Large.

Defense Adjustments Due to Size

Smaller creatures have an easier time dodging larger foes, but have a harder time resisting applied Edge. Larger foes are just easier to hit. These defense adjustments are relative and do not kick in until more than one size category of difference. Beyond that, physical defenses adjust by one per size difference. No success target will be lowered below 1. Edge targets can be lowered to 0, but no lower.

A gigantic foe fighting a medium foe will have a +2,-2 to the target DT (taking a 2,2 defense and turning it into a 4,0 defense), while the medium foe has a -2,+2 to the DT in order to hit the gigantic foe (taking a 2,2 defense and turning it into a 1,4 defense – remember that a success target cannot be lowered past 1).

A Vast creature fighting a Colossal foe will not have any defense DT adjustments, as they are very similar in size.

A Fine creature fighting an Immense foe will have a -3,+3 to the target DT, while the Immense will have a +3,-3 to contend with, since both creatures are so far distant in size from one another.

Health Adjustments Due to Size

After calculating composure, the creature's composure is adjusted based on the values listed here. A creature's composure cannot be adjusted lower than 0.

Design Note: Since the scratch pool is a health buffer for each aspect, small creatures are at a slight disadvantage mentally and socially, while the larger foes have the advantage. That's intended. Big bullies are more intimidating than small ones.

Space

This determines how many squares of space a creature takes up. This determines several things.

- A creature takes up this many squares and threatens each square adjacent to one of these squares that the creature itself is not occupying.

- If a creature takes up less than a 1x1 square, several can fit in a single square without penalty. For example, at ¼x¼, 16 can stand in a single square without suffering penalties for overlapping spaces.

Movement for creatures is based on where the center point of the creature is. A 1x2 creature's center point is the center of the line between the two squares. A square of movement for such a creature is the center point moving to any line touching one of the two squares on either side of that line or moving a single square perpendicular to the creature's length.

Creatures that have two sides of different lengths may rotate once per square of movement or shift when moving.

Weight Allowance

Your base weight allowance is equal to your Brawn x 20 (in lbs.) x size multiplier. Medium creatures have a size multiplier of x1. Multiply by ½ for each size category below Medium (½ for Small, ¼ for Tiny, and so forth) and double for each size category above Medium (2x for Large, 4x for Huge, 8x for Gigantic, etc.).

If you carry more than this, you are Encumbered, meaning you are hindered. If you are carrying more than double your base weight allowance, you are Heavily Encumbered, meaning you are slowed 3.

If you attempt to carry more than triple your base weight allowance, you are immobilized. You cannot lift more than quadruple your base weight allowance (unless you make an Athletics check, see the skills chapter for more details).

Reach

Larger creatures have greater reach. Reach is a bonus to the number of squares you can reach in Melee. Most creatures have a reach of 1, meaning they can reach into all adjacent squares when making Melee attacks. Huge and larger creatures have greater reach. (see Reach Weapons, page 101 for more information.)

Long Size

Note that non-bipedal creatures will use a 50% longer space if their base size in squares is longer than their longest side. For example, a large worm that is more than 10 feet long (the base size range for a large creature is 7'5" to 15') would be a 3x2 creature. This is designated by putting long after the size, for example: Large Long.

Range Increments and Size

Different sizes have different Range Increments. See Range Increments, page 12, for more information on how those work.

Size as Indication of Grade

Many creatures, like dragons, not only increase in size as they age, but they also increase in grade (see Grades, page 172). For example, some smaller dragons start as a tiny fodder when born, grow to a small minion as a wyrmling, then a medium basic in preadolescence. The adolescent is a large elite, and the adult is a huge boss.

Immense Fodder

Please note that there are very few things that would count as Colossal or Vast Fodder, so unless you have a very good reason (a humongous balloon golem, perhaps?), you probably shouldn't be making them.

Design Note: For reference, a mature blue whale (the largest living animal in the world) is Colossal in size, usually from 70' to 100' in length. The largest known dinosaur (Pagotitan) barely reaches Vast in size, and is estimated to be about 121' in length.

Hyperion, a coastal redwood and the tallest tree in the world, is over 380' in height, so is Immense.

Size	Speed	Base	Min	Max	Phy Def vs Med	Phy Def vs Med	Health	Space	Reach	Range Inc
Fine	-2, 4	3"	2¼"	5"	-3 Edge	+3 Success	-3	¼ x ¼		4
Puny	-2, 4	7"	5"	11"	-2 Edge	+2 Success	-2	¼ x ¼		4
Tiny	-1, 5	1'3"	11"	1'10"	-1 Edge	+1 Success	-1	½ x ½		4
Small	-1, 5	2'6"	1'10"	3'9"	+0	+0	+0	1 x 1		5
Medium	+0, 6	5'	3'9"	7'6"	+0	+0	+0	1 x 1		5
Large	+1, 7	10'	7'6"	15'	+0	+0	+0	2 x 2		6
Huge	+2, 8	20'	15'	30'	+1 Edge	-1 Success	+1	3 x 3	+1	7
Gigantic	+3, 9	40'	30'	60'	+2 Edge	-2 Success	+2	6 x 6	+2	9
Colossal	+4, 10	80'	60'	120'	+3 Edge	-3 Success	+3	10 x 10	+3	12
Vast	+5, 11	160'	120'	240'	+4 Edge	-4 Success	+4	16 x 16	+4	16
Immense	+6, 12	320'	240'	480'	+5 Edge	-5 Success	+5	20 x 20	+5	24

COMBAT ROLES

There are four roles in Aspect Prime. Each has a unique way to succeed and contribute to the success of an encounter.

Controller

Controllers nullify foes. Controllers use powerful debuffs to reduce the effectiveness of their foes, making it easier to take them down.

Dampen (Controller. Prime) – *Debuff*; Success, Spend 3X Edge: Affected foes ↓2X dice for one turn.

Nullify (Controller. Prime) – *Debuff*; Success, Spend X crits: Affected foes ↓X dice, save ends.

Discourage (Controller. Prime) – *Debuff*; Once per turn: A foe in line of sight has ↓X for one turn.

Irresistible (Controller. Prime) – *Perk*: Saves against your status effects have +1 to their DT.

Note that Controllers can Dampen, Nullify, and Discourage foes even if those foes are not Impaired.

Fan the Flames (Controller. Tier 1) – *Debuff*; Spend 2X Edge: An affected foe you inflicted an ongoing effect on this encounter has +X difficulty to their next save.

Insult to Injury (Controller. Tier 1) – *Perk*: Whenever you hit a wounded foe, you gain an extra 4 Edge against that target.

Debilitating Effect (Controller. Tier 2) – *Debuff*; *Perk*: Whenever you inflict an ongoing effect on a foe, they ↓1 for one turn.

Maddening Condition (Controller. Tier 2) – *Perk*: When a foe fails a save against your ongoing effects, they take 2 mental damage.

Defender

Defenders shield themselves and their allies. Defenders reduce damage to their allies, keeping their team alive.

Shield (Defender. Prime) – *Buff*; Spend 3X Edge: You and allies adjacent to you gain Soak X until your next turn ends.

Barrier (Defender. Prime) – *Buff*; Spend X crits: Choose yourself or an ally you see. They gain X Soak until the end of this combat.

Taunt (Defender. Prime) – *Attack, Quip*; Once per turn: Choose a foe within one range increment that can see you. Attacks by that foe that do not target a defender are downgraded by your grade.

Resolute (Defender. Prime) – *Perk*: You have additional composure equal to your grade. (heroes have a grade of 3)

Fly to Aid (Defender. Tier 1) – *Movement*; *Maneuver*: An ally within 1 range increment may shift one square. If they do, you may move up to your movement to the space they vacated.

Stalwart Defender (Defender. Tier 1) – *Bonus*; *Quick*: An adjacent foe shifts away: Take a Quick Strike with 3 downgrades.

Immovable (Defender. Tier 2) – *Perk*: If you would be pulled, pushed, or slid, reduce that movement by 2, to a minimum of 1.

Ablative Presence (Defender. Tier 2) – *Free*; Once per turn, An adjacent creature would take damage: Take half of that damage on their behalf. This damage ignores your soak and is taken from the damage they would take after applying their soak.

Leader

Leaders make themselves and allies more successful. Leaders give upgrades to themselves allies and are particularly good at healing.

Inspire (Leader. Prime) – *Buff*; Spend 3X Edge: ↑2X to the very next roll either you or an ally make.

Galvanize (Leader. Prime) – *Buff*; Spend X crits: Choose yourself or an ally that can see you. ↑X until the end of this combat.

Hone (Leader. Prime) – *Buff*; Once per turn: Choose one ally you can see, or yourself and adjacent allies. ↑1 for one turn.

Medic (Leader. Prime) – *Perk*: +1 success to your Healing rolls.

Incite (Leader. Tier 1) – *Bonus, Quip*; *Free*; Spend 1 action point: give an immediate Major action to an ally that can see or hear you.

Motivate (Leader. Tier 1) – *Healing*; Success, Spend 2X Edge: Heal a creature in X range increments X physical composure.

Embolden (Leader. Tier 2) – *Buff*; Spend 2X+3Y Edge: Upgrade rolls made by allies in X range increments by 2Y dice until your next turn ends.

Unburden (Leader. Tier 2) – *Bonus*; *Maneuver*; ↓X dice until your next turn ends: An ally in X range increments may make an immediate save with X die upgrades.

Striker

Strikers have more powerful success and deal greater damage. Strikers are especially good at defeating tough foes.

Conquer (Striker. Prime) – *Buff*; Success, Spend 2X Edge: Increase your successes by X on this roll.

Slay (Striker. Prime) – *Buff*; Spend X crits: Increase your successes by X on this roll (even if you didn't succeed).

Precise (Striker. Prime) – *Buff*; Once per turn: Do 1 extra damage to a foe you hit this turn.

Pierce (Striker. Prime) – *Perk*: Damage you deal can only be reduced to 2 by soak.

Injury to Insult (Striker. Tier 1) – *Buff*; *Free*; Success, the target you hit is suffering an ongoing effect: Deal +2 damage.

Windup (Striker. Tier 1) – *Buff*; *Maneuver*; Success, Spend 2X Edge: Your turn ends. ↑3X your next attack against the target.

Incisive Strikes (Striker. Tier 2) – *Buff*; *Free*; *Leverage*: ↑2 your next attack against the target.

Use Leverage (Striker. Tier 2) – *Buff*; *Free*; *Leverage*; Spend X Edge: Damage from this attack ignores X soak.

There is no need to have an even amount of each role in a given party, the individual roles simply determine the style and pace of how the party will manage their successes.

Each role has four Prime talents. One for spending Edge, one for spending Crits, one they can (and should) use every combat round that doesn't cost an action, and a perk that is always true. Characters get their Prime combat role talents for free, and may purchase additional talents in the tree for talent points.

For a quick and easy way to determine a character's combat role, see Choosing a Combat Role, page 50.

ADVANCEMENT

Advancement in Prime is how your character increases in power. Whenever your XP total reaches a certain threshold (XP in the chart below), you advance to that level, earning Ability Score upgrades, Skill Ranks, talents, and unlocking new maximums for your ability scores, skill ranks, and gear values. Don't forget to add 1 composure each level as well! (see Determining Composure, page 106)

Level	XP	Maximum Ability Score	Skill	Gear	Ability Scores	Skill Ranks	Talents	XPV	BEV
1	0	4	3	2	4,3,3,2,2,1	3,3,2,1	4	30	20
2	200	4	3	3	+1	+1		32	21
3	600	4	3	3		+2	+1	34	23
4	1200	4	4	3	+1	+1		38	25
5	2000	4	4	3		+2	+1	44	29
6	3000	5	4	3	+1	+1		54	36
7	4200	5	4	3		+2	+1	60	40
8	5600	5	4	4	+1	+1		68	45
9	7200	5	4	4		+2	+1	76	51
10	9000	5	5	4	+1	+1		84	56
11	11000	5	5	4		+2	+1	92	61
12	13200	6	5	4	+1	+1		110	68
13	15600	6	5	4		+2	+1	116	73
14	18200	6	5	5	+1	+1		130	87
15	21000	6	5	5		+2	+1	150	100
16	24000	6	6	5	+1	+1		170	115
17	27200	6	6	5		+2	+1	190	145
18	30600	7	6	5	+1	+1		220	175
19	34200	7	6	5		+2	+1	240	180
20	38000	7	6	6	+1	+1		300	200

The chart here lists all the advancements and what you earn at each new level. For the Guide, we also list an expected Base Encounter Value for that character as well as the character's XP Value if they are defeated. See Encounters, page 129 for more detail.

The three Maximum columns represent hard caps on your Ability Scores (Ability Score), Skill Ranks (Skill), and Gear value.

Remember that you cannot have skill ranks higher than your cap, even if your Species and Background bonuses stack. When creating a level 1 character, if your Species and Background already total 2, you cannot put more than 1 of your Ranks in that skill. If they total 3, you cannot put any ranks in it at all.

The Gear value cap is more about what you can get out of gear. You can use gear whose value is over your cap, but the amount of good you get from the gear is capped. So a level 1 character could use value 4 gear, but it would only work as well as value 2 gear for them. Once they reach level 2, then they could get value 3 out of it. Once they hit level 8, though, then they get the full value.

Whenever you gain an Ability point, you may add it to any one of your Ability Scores, as long as you do not go over the level's cap. Skill Ranks work the same way.

When you raise the highest Ability Score in an aspect, don't forget to add another Interest point to your interest list. See Interests, page 6.

Retraining

Each time you gain a level, you may also retrain a little. This represents your character focusing their skills and abilities to better adjust to their experiences. Retraining lets you change choices you made previously in the creation of your character.

When you retrain, you may swap out up to 2 talents, rituals, ability score points, or skill ranks for different ones. You lose any benefits of talents, skills, or rituals you no longer qualify for, so make sure you still meet the prerequisites for all rituals and talents you have.

Signature Moves

A Signature Move is a talent you create that is unique to your character. Whenever you could take a Tier 4 or greater talent, you can create a Signature Move to take.

A Signature Move is constructed of an Action Type that is used to perform the Signature Move, and the Construction which determines what other Talents are used to make the move happen, and how much of an upgrade you gain to die rolls when using this Signature Move. You may use a maximum number of talents equal to your skill ranks in this skill in the Construction of your Signature Move.

Signature moves can be constructed of any Talents you have OR are currently qualified to take.

The Tier of your Signature Move determines what Action Type it uses, and what total actions can be used to construct it. Because all Signature Moves use timed actions, you can always use an action point to reduce the execution to a single action.

You may use talents from different Skills for your Signature Move as long as they work together.

When you make a Signature Move, you choose one Skill you used a talent from to create the move. The Signature Move is considered a talent from that Skill. You must still qualify for that talent.

For example, if you only have a Tier 3 Fire talent and 3 ranks in Fire, but have 5 ranks in Earth, if you use Earth and Fire talents to create a new Tier 5 Signature Move, it would have to be Earth, since you do not yet qualify for a Tier 5 Fire talent.

Tier	Action Type	Construction
4	Free x2	Two Free actions or 1 Maneuver; ↑1
5	Maneuver x2	Two Maneuvers or 1 Major; ↑2
6	Major x2	Two Majors or 1 Full; ↑3
7	Full x2	Two Fulls or 3 Majors; ↑4

Sudden Inspiration

This is an optional rule. At the beginning of the game, the Guide will tell you whether or not they are using this rule.

Once per level as a free action, your character may gain access to a talent they do not currently have until the end of their current turn. This represents a flash of inspiration, a happy accident, or just a moment when things become clear to them.

The talent must be from a skill they have ranks in. The effects only last until the end of the turn. It is not required that you take the exact same abilities when your character does reach their next level.

You can use sudden inspiration for your character to spontaneously learn a talent of any action requirement and use it. You may also use the Repeat or Sustain action of a sudden inspiration or even a stance. As soon as you stop casting or using the new power or ritual, it is lost. You cannot use a new talent for more than one turn, however.

SPECIES

Species determines typical size, movement, base languages, favored ability score, senses, species traits, and any cultural skill bonuses.

Common Accord

The world of Annor is a dangerous place, home to many sentient species. Many of these species are completely hostile to all others, and perhaps even to other groups among themselves.

Hundreds of years ago there was an epic war that lasted 100 years. Most call it The 100 Year Bloody War. Many species were completely wiped out. The war ended when most of the remaining species banded together in common defence. As time went on, a few more species joined the Common Accord.

Most player characters in Aspect Prime will be from the Common Accord. These species groups are described in brief here.

Species Summary

Species in Aspect Prime determine basic physical traits, such as vision types, movement speed, and size. Species have one or more skills they gain starting ranks for (listed here in parentheses). Each Species also has one or more unique talents you can learn.

Cephaloid are Humanoids of the sea related to squid, octopi, and cuttlefish. Their undersea realm is beautiful beyond compare. All Cephaloid can morph into smaller animal versions of themselves and squirt ink at foes. **Cuttle Cephaloid** are quite stealthy due to their more advanced chromatophores (Stealth and Ink). **Octoid Cephaloid** are more agile (Nimble and Ink). **Squid Cephaloid** are a bit stronger (Athletics and Ink).

A **Dweor** is a stout, stubborn, gruff, and durable creature, sometimes referred to by other species as Dwarves. Dweor tend to be bearded. The subterranean **Deep Dweor** is solid like a rock, and as durable as the stone they dwell under (Craft, Shrewd, Vigilance). The **Mountain Dweor** is known to be an incredible metal crafter (Athletics, Craft, Vigilance).

Eumykin are sentient Humanoid fungi. They can be smaller, weaker, and faster or larger, slower, and stronger. Eumykin can somewhat adjust their shape to glide through the air, shimmy through tight spaces, move faster, or wield a natural tongue-like weapon (Customs and Nimble).

Fae-touched are animal-like beings created by powerful Fae. The **Bearkin** are large durable creatures with massive claws, teeth, and a keen nose (Customs, Durability). **Birdkin** are winged (Tactics). **Boarkin** are devout and solid beings (Athletics, Durability). **Catkin** are small with catlike features and sharp claws (Perception, Precision). **Cheetahkin** are the fastest of all the Common Accord, and can push themselves to even greater speeds with training (Nimble). The **Foxkin** are clever and affable fox folk (Nature, Trickery). **Lionkin** have powerful claws and natural speed for chasing down prey (Intimidation, Lore). **Lizardkin** have many natural weapons, and are naturally precise and clever (Precision, Trickery). **Rabbitkin** are long eared and long footed impressive leapers (Athletics, Perception). **Ratkin** are small, cunning and highly intelligent (Tactics, Shrewd). **Salamanderkin** are great swimmers (Charm, Nimble). **Snakekin** have a long sinuous and legless body (Perception, Shrewd). **Tigerkin** have claws and speed and incredible strength (Athletics, Nimble). **Tortoisekin** are slow but incredibly durable folk (Durability). **Wolfkin** can be great pack leaders and have a keen nose and sharp teeth (Leadership, Vigilance).

Giantkin are big. They are powerful and fast, though are awkward in indoor locations not designed with them in mind due to their size (Athletics, Craft).

Gnomes are eccentric creators and innovators. The knobby nosed, grizzled **Tinker Gnomes** make inventions that are well renowned across the world (Craft, Entertain, Precision). The more slender and muscled **Wild Gnomes** are bold people of the wilderness (Craft, Nimble, and Nature).

Humans have incredible drive and perseverance. Given time, they can master any skill. They are the only Species to have an extra action point at the start of each day. Humans can pick any one skill to put their racial bonus in (choose any one skill).

Hyflind look like miniature Humans, but with hairy hands and feet. **City Hyflind** eschew country life for a more fast paced glamorous world (Entertain, Stealth, Trickery). The **Meadow Hyflind** are friendly and enjoy sharing their great love for food with others (Customs, Perception, Precision).

Karablan are Humanoids with dragon heritage, often referred to as **Dragonkin**. They come in many varieties from half dragons all the way to those who only have dragon blood from somewhere in their ancient ancestry. Their traits vary from tougher skin to wings and fire breathing (Durability and Lore. Also Nimble for 1/8th or less Karablan).

Lyven are long-lived and graceful folk with elegant features and long pointed ears, sometimes referred to as **Elves**. There are several varieties of Lyven in Annor. The **Desert Lyven** is a swift legged nomad (Charm, Nature, Precision). The **Forest Lyven** is a Lyven of the woods, with keen tracking ability (Nature, Nimble, Shrewd). The **Highborn Lyven** is a city Lyven with refined tastes (Customs, Entertain, Lore). The secretive **Shadow Lyven** can tap into the magic of shadow innately (Death (Shadow), Nature, and Shrewd).

Orc are a species of greenskinned Humanoids renowned for their industrial skills. Their societies are exceedingly efficient and purposefully designed (Athletics, Durability, Tactics).

Treefolk are sentient trees. They live quite long and look exactly like trees when resting. All Treefolk are extremely resistant to several types of damage, but vulnerable to Fire and Slashing damage. The **Apple Treefolk** are jovial (Charm, Earth). **Cherry Treefolk** are artisans (Air, Craft). **Oak Treefolk** are sturdy but slower (Durability, Earth). **Pine Treefolk** are knowledgeable and patient (Lore, Earth).

Hybrid characters such as half Lyven are also possible (see page 48), as well as characters based on species other than the Common Accord listed above (such as goblins, golems, pixies, dragons, or whatever, page 174). And if that isn't enough, you can make a custom one using the custom Species table on page 172.

In Eldar's book, The Beginning of All Things, there is a reference to bunnies as a sentient species. Who this species was exactly is lost to time, only a handful of ancient sketches exist of them, but they all seem to disagree on what exactly these bunnies looked like.

Species Properties

Each sub-species block lists an average height and weight, their creature type, favored ability, skill bonuses, movement forms, senses and traits, and languages.

Species Talents

Each species has a number of available talents unique to that species. These talents are due to unique physiology of your species, so are not available to other characters.

Species talents are treated similar to Trained talents but instead of a Ability Score, you choose what Skill is used with these talents. When a species talent uses a roll, use the dice pool from that skill. Apply that skill and power source to the talents as keywords. If a power source is specified in a species talent, you may only use it with skills from that power source.

Some talents are inherent to a species, while some are inherent to traits that species has. For example, Catkin have Natural Weapon (Claw), which means they can purchase the Sharpened Claws talent.

Favored Ability Score

Favored Ability Score is an ability score that tends to be prized in your specific species' culture. If your ability score is lower than 2, it means that your character is not well-accepted in their culture - when interacting with members of your own species, you are treated as if your social rank is 1 rank lower. If your favored ability score is over 3, you are instead treated as if your social rank is 1 higher by members of your own species.

Skill Bonuses

Skill bonuses are ranks in specific skills your character automatically gets based on their cultural background. This isn't a natural inherent ability of the species, but rather your character's cultural heritage.

Movement

Movement is the number of squares your character can traverse during a simple move action. Each square represents 5 feet. The Common Accord (see page 26) all have ground movement as their base speed, though some species have additional Movement Forms.

Creature Type

Creature type is the Size (page 22), Origin (page 148), Morphology (page 148), and Species (page 148) of the creature.

Species Size

Size is how much space your character takes up, and determines the size and weight of your equipment. Most of the Common Accord (see page 26) are Medium in size.

Senses

Senses are how we experience our world.

Vision Senses

Vision Senses are how we visualize the space around us and are able to know where we can move, what is around us, and where. Different Vision Senses care about light differently. Most creatures have normal vision, but some have slightly enhanced or even worse vision.

VISIBILITY

There are three levels of visibility. Good, Faint, and Zero.

Good visibility is normal, your eyes have adjusted and you can see well. This is assumed to be the default.

Faint visibility means you can make out shapes, but have a hard time seeing details. In faint visibility, any roll you must make that requires you to see what you are doing is downgraded by 4.

In zero visibility, you cannot make any sight-only skill checks (like anything involving reading) and all rolls where sight is helpful are downgraded by 8.

FINE VISION VS ROUGH VISION

There are two types of senses, rough and fine. Fine sense types can detect things like text written in ink, color, facial expressions, or similar fine details. Rough sense types cannot.

NORMAL VISION (FINE)

Those with Normal Vision follow the above guidelines for light and visibility.

DARKVISION (FINE)

Those with Darkvision can always see with Faint visibility when there is no light source brighter than a Soft light in their view. Otherwise, they have Normal Vision. This means they can see with Faint visibility even in utter darkness.

INFRAVISION (FINE)

Those with Infravision can see colors that most creatures cannot. Their view of the light spectrum is a huge benefit in low light conditions. Their penalties for skill checks and attack checks against targets in faint light are reduced by 2 downgrades.

DIMVISION (ROUGH)

Creatures with Dimvision treat Faint visibility as Zero visibility.

BLIND (ROUGH)

Blind creatures treat all light as zero visibility.

Other Major Senses

Non-vision senses are not affected by light. If a creature has one of these senses and normal vision is not listed, that creature does not have normal vision.

ECHOLOCATION (ROUGH)

Echolocation is the ability to use the reflection of sound as a means to visualize your surroundings. A creature with echolocation is treated as being in constant faint visibility within range increments equal to their Savvy plus ranks in Perception. Loud noises increase their visibility to good for one round. Creatures with echolocation may emit sound as a free action in order to increase visibility to good instead of faint for that turn. Echolocation is nullified by deafness or magical silence.

Creatures without echolocation may attempt it as a move action by rolling a Perception check against a DT of 5. A success means the creature gains temporary echolocation in range increments equal to the amount they passed the check by until the end of their next turn.

HEAT VISION (FINE)

Heat vision is completely unaffected by light. Heat vision has a maximum range of squares equal to their Savvy plus ranks in Perception. A creature with heat vision can see terrain and all warm blooded creatures and water or fire elemental creatures with good visibility. Most other creatures are treated as faint visibility.

SCENTSENSE (ROUGH)

Scentsense allows you to visualize an entire scene using just your sense of smell. It can sense nearly anything with good visibility within range of squares equal to their Savvy plus ranks in Perception, even things hidden away. With a strong breeze, this becomes faint visibility. In a strong breeze or better, you are blind to anything downwind of you. You gain three upgrades when attempting to find other creatures. Scentsense is useless in any environment where you cannot breathe.

VIBROSENSE (ROUGH)

Vibrosense is the ability to sense movement, not just on the ground, but vibrations in the air as well. A creature with vibrosense is able to get a sense of the shape of the immediate terrain within range of squares equal to their Savvy plus ranks in Perception at faint visibility, as well as any creatures within that area with good visibility.

Creatures without vibrosense may attempt it as a move action by rolling a Perception check against a DT of 6. A success means the creature gains temporary vibrosense within squares equal to the amount they passed the check by until the end of their next turn.

Traits

Traits are innate components that each member of your species is born with. Lizardkin have tails, desert Lyven are fast, Dweor have darkvision. These traits are prerequisites for some talents, which are listed here with the traits for your convenience. These traits also give special bonuses or additional abilities you can use in certain circumstances. Here are the various traits and what they do.

CLIMBING CLAWS

You have four upgrades to climb checks because of how well-suited your claws are to climbing.

Climber (Climbing Claws. Tier 1) – Perk: You have a climb speed of 2 less than your species' base speed (minimum of 1).

DIGGING CLAWS

You have a natural +4 bonus to digging checks because of how well-suited your claws are to digging.

Burrowing (Digging Claws. Tier 1) – Perk: You have a burrow speed of 2 less than your species' base speed (minimum of 1).

FAST (1, 2, OR 3)

Fast creatures can move more quickly than other species of the same size. Whenever you use a major action to make a basic movement action, you may move an additional number of squares equal to your fast type (1, 2 or 3) during that action (even if you're shifting, though the additional movement is normal movement, not shifting). The Fast talents require your fast type to be at least the Tier value in order to purchase them. For example, a Fast 2 character could purchase Longstrider or Greater Longstrider, but not Improved Longstrider.

Longstrider (Fast. Tier 1) – Perk: You gain a +1 species bonus to your ground move speed.

Greater Longstrider (Fast. Tier 2) – Free: move 2 squares.

Improved Longstrider (Fast. Tier 3) – Free: shift one square.

GILLS

Creatures with gills can breathe underwater indefinitely. Unless specified otherwise, these creatures also have lungs.

INNATE KEYWORDS

An innate keyword is a keyword that the creature can use without learning a talent with that keyword.

INVULNERABLE (KEYWORD)

Attacks with this keyword or weapon type do at most 1 damage. This is effectively infinite Soak for that damage type, so Strikers do still cap at 2 damage.

MIGHTY X

You gain a +X species bonus to damage with melee weapons. This bonus is applied after determining success.

NATURAL WEAPON (TYPE)

You have a natural weapon. This weapon cannot be disarmed, though surgery can remove it. Each natural weapon has a prime talent that comes with it.

Chomp (Bite. Prime) – *Piercing, Attack*; Major: Roll vs Physical on a foe in melee.

Spend X Bite Crits: X impaired foes are dazed, save ends.

Claw Slash (Claw. Prime) – *Slashing, Attack*; Major: Roll vs Physical on a foe in melee.

Spend X Claw Crits: Affected foes have X ongoing damage.

Horn Toss (Horn. Prime) – *Slashing, Attack*; Major: Roll vs Physical on a foe in melee.

Spend 2X Horn Edge or X Horn Crits: Slide the foe 2X squares.

Tail Swipe (Tail. Prime) – *Slashing, Attack*; \downarrow X, Major: Roll vs Physical on a foe in melee+X. X cannot be more than 1.

You may pick things up with your tail up to a quarter of your weight allowance. You can use your tail to grab at +1 reach, but with \downarrow 1.

Tongue Slap (Tongue. Prime) – *Crushing, Attack*; Major: Roll vs Physical on a foe in melee.

Spend X Tongue Edge: Push the foe X squares.

Tusking (Tusk. Prime) – *Crushing, Attack*; Major: Roll vs Physical on a foe in melee. +1 damage.

RESIST (KEYWORD) X

You gain X soak against attacks of this keyword.

SCENT

You are good at tracking using only your sense of smell. As a major action examining an object, creature, or creature's trail, you can memorize the target scent for later comparison. You can accurately remember up to Genius or Savvy specific complex scents and easily recognize them later.

Scentsense (Scent. Tier 1) – Perk: You gain scentsense.

SOAK X (KEYWORD)

Soak reduces damage of a specified keyword by X, to a minimum of 1. If no keyword is specified, it is Physical Soak. Damage from Strikers can only be reduced to 2 by Soak.

SKINNY X

You are treated as X size categories smaller for the purposes of tight spaces and the number of squares you take up. Your height can instead be considered your length.

STURDY X

You have a +X species bonus to your composure. Elite grade characters add it again. Boss grade characters add it a third time. Epic grade characters add it a fourth time.

SWIMMER

You have four upgrades to swim checks because of how well-suited your body is to swimming.

Swimming (Swimmer. Tier 1) – Perk: You have a swim speed equal to your species' base speed.

VORACIOUS

By eating a meal, you can get some of the benefits of a long rest. Your action points reset, and you heal wounds and marks as if you slept in an inn equivalent to your current location.

VULNERABLE (KEYWORD) X

You have -X defense and take X additional damage per hit from attacks of this keyword.

WEAK X

You gain a -X species penalty to damage with melee weapons. This bonus is applied after determining success. This cannot reduce the damage below 1, or 2 for Strikers.

WINGS (1, 2, OR 3)

Wings let you learn how to fly though the air. There are three types of wings, and each type offers a differing degree of control over flight.

Wings grant two upgrades to jumping when you use them, multiplied by the wing type. For example, type 3 wings grant six upgrades to jumping (2 x 3=6).

The Wings talents require your fast type to be at least the Tier value in order to purchase them. For example, a Wings 2 character could purchase Glide or Fly, but not Hover.

These are the talents available to species who have wings.

Glide (Wings. Tier 1) – Perk: You have learned how to use your wings, but can only glide. You have a glide speed equal to your species' base speed plus twice the number of additional Wings talents you have taken.

Fly (Wings. Tier 2) – Perk: You have learned how to use your wings to fly. You gain a fly speed of 1 less than your species' base speed plus the number of additional Wings talents you have taken.

Hover (Wings. Tier 3) – Perk: You have learned how to use your wings, and can now hover. You gain a hover speed of 2 less than your species' base speed.

STARTING LANGUAGES

These are the languages your character knows automatically, based on your cultural heritage. You can put skill ranks in Customs to learn more languages.

Gender and Families in Aspect Prime

While the world of Annor is a fantasy world, we choose to have gender and families within that world as diverse as they are in ours.

Our real world scientists have made amazing discoveries regarding gender and family organization in nature, which has greatly expanded our understanding. It has been found that mushrooms have 36,000 genders. Many trees have both stamen and pistils. All clownfish start as male and then can choose to become female. Mushroom coral can change back and forth. Some female snakes can reproduce without males. In seahorses, males are the ones who become pregnant. Amphibians can change their gender based on environmental shifts. Some cuttlefish can change their gender presentation at will.


Same sex pairings have been seen in nearly every form of life including foxes, dolphins, swans, penguins, owls, salmon, pandas, frogs, weevils, dragonflies, fruit flies, crabs, spiders, octopi, wasps, moths, water striders, and even spiny-headed worms!

Family groupings vary wildly as well. Ants and bees have queens that give birth to all of the others, while most of the colony is composed of infertile workers or soldiers that cannot have children. Many species such as salmon just deposit eggs and leave them to survive on their own. When octopi are born, they are immediately left to their own devices. Anglerfish females often have multiple males permanently attached to them.

In real life, gender is much more complex than just male and female, presenting instead a spectrum of gender roles and expressions.

Aspect Prime's world of Annor is filled with many different forms of magic. With magic, even more is possible, such as two species that otherwise are unable to reproduce having a child, beings who are born out of spontaneous magic or created by gods or Fae rather than born to parents, and whatever else your imagination can bring to the table.

Comparing Species Heights



Above we have several of the species in the world of Annor, showing relative heights (in feet). Note that Eumykin and Treefolk have

widely varying heights, so can be significantly taller or smaller than this, but this is meant to just give general averages. Banana for scale.

Cephaloid

Cephaloid are from the undersea realm of Kel-Sir. They are cephalopods who have gained the ability to take Humanoid form.

Cephaloid can change their shape from their typical Humanoid form to a smaller cephalopod form. Cephaloid choose their Humanoid form in early adolescence, locking in by the age of 12. Their “hair” is actually their tentacles, though one wouldn’t notice because of their ability to even create patterns and texture with their chromatophores. Even then touching it one might assume their hair is just very soft.

Humanoid forms of Cephaloid raised in Kel-Sir’s hidden realm will not look very similar to other Humanoids, always having the cephalopod eyes and pointed “ears” that are actually fins.

Humanoid forms of Common Accord Cephaloid can take on rounded pupils rather than those of their cephalopod forms. These are easily mistaken for Hyllind or short Lyven.

Personality: Cephaloid are curious and intelligent. They are often solitary, so are sometimes socially awkward.

Relations: Cephaloid are newcomers to the Common Accord. Descendants of Kel-Sir’s followers, they had spent most of their existence deep in the ocean in Kel-Sir’s hidden realm. As a rarity in the Common Accord, the Cephaloid are still seen as outsiders.

Cephaloid Lands: Cephaloid are from the realm of Kel-Sir, deep in the sea. Cephaloid who have come to the realms of the Common Accord are quite rare.

Religion: Cephaloid often revere Kel-Sir, the term worship does not exactly apply here. Cephaloid simultaneously consider Kel-Sir their ancestor and wisest living kin. They will listen to what she says, but they have no organized religion around Kel-Sir.

Names: Cephaloid names tend to have very few consonants and multiple vowel sounds in a row. Veeana, Ooly, Aeonio, Nooae, Ootaino, Vebaae, Jiiniaio, Naoojaa are some examples. Cephaloid who wish to blend in with the Common Accord to avoid discrimination will often take Lyven or Hyllind nicknames.

Adventures: Usually Cephaloid will adventure to satisfy their own curiosity about the world.

Average Starting Age: 14-200. Cephaloid are usually not fully able to master their morphing into Humanoid forms and breathing air until around 14, so don’t start adventuring until then.

Cephaloid have never been known to die of old age. The sea is exceedingly dangerous, and most Cephaloid die of predation. The oldest known Cephaloid is over 800 years old, though she admits she lost track of the exact year of her birth.

Gender and Family: Cephaloid express their gender identity however they like, because they choose their own forms. Their families are generally polyamorous, not so much pairing up, but finding others they adore and banding together as a family.

Ink

Cephaloid have the ability to squirt ink with tremendous force. They can use this skill in both Humanoid or Cephalopod form. The ink is expelled from ink sacs between their gills, consequently approximately where their mouth and nose are in Humanoid form. Cephaloid ink evaporates after an hour and is water soluble.

You blast stinging ink into your foes' eyes in self-defense.

Ink Blast (Ink. Prime) – *Crushing or Slicing, Water, Attack;* Major, 1X dice: Roll vs Physical on an area X+1.

Your ink is not just a liquid, but can take semi-solid form.

Pseudomorph (Ink. Tier 1) – Spend 3X Ink Edge: You, adjacent allies, and allies in the target area gain an X,X bonus to defenses until your next turn ends.

You've gotten good at getting some real distance with your ink shots.

Ink Shot (Ink. Tier 1) – *Modifier;* 1X Ink dice: This roll gains X range increments.

Your ink irritates the senses of your foes, make it difficult to strike you.

Neuroxide Ink (Ink. Tier 2) – *Stance;* Full: Whenever you deal Ink damage to a foe, they are numbed, save ends.

It is hard for your foes to tell if they are striking you or your ink.

Ink Shield (Ink. Tier 2) – Quick, Engage 2X Ink dice until your next turn ends: Gain Soak X against an attack that just hit you.

CEPHALOID, CUTTLE

Average Height: 2'6" to 3'2"

Average Weight: 13 to 27lbs

Creature Type: Small Natural Humanoid Cephaloid

Favored Ability: Appeal

Skill Bonuses: +1 Stealth and Ink

Movement Forms: 5 Ground (5 Swim as cuttlefish)

Senses & Traits: Dark vision, Skinny 1, Morph to Tiny cuttlefish with Skinny 2 and Gills

Languages: Common, Cephalopod

3 skill, 2 Dark Vision, 1 language, 1 skinny, 1 morph

The natural pupil shape for a cuttlefish is a sort of squashed W. Cuttle Cephaloid retain some color shift ability while Humanoid, giving them an advantage to stealth. Cuttle Cephaloid ink is brown.

CEPHALOID, OCTOID

Average Height: 4'9" to 5'6"

Average Weight: 80 to 175lbs

Creature Type: Medium Natural Humanoid Cephaloid

Favored Ability: Appeal

Skill Bonuses: +1 Nimble and Ink

Movement Forms: 6 Ground (6 Swim as octopus)

Senses & Traits: Dark vision, Skinny 1, Morph to Small octopus with Skinny 2 and Gills

Languages: Common, Cephalopod

3 skill, 2 Dark Vision, 1 language, 1 skinny, 1 morph

The natural pupil shape for an octopus is a horizontal rectangle. Octoid Cephaloid ink is black.

CEPHALOID, SQUID

Average Height: 2'7" to 3'5"

Average Weight: 14 to 32lbs

Creature Type: Small Natural Humanoid Cephaloid

Favored Ability: Appeal

Skill Bonuses: +1 Athletics and Ink

Movement Forms: 5 Ground (5 Swim as squid)

Senses & Traits: Infrared Vision, Skinny 1, Morph to Tiny squid with Skinny 2 and Gills

Languages: Common, Cephalopod

3 skill, 2 Dark Vision, 1 language, 1 skinny, 1 morph

The natural pupil shape for a squid is circular, like most other Humanoids. Squid Cephaloid ink is a bluish-black.

Dweor

Dweor are members of a stout, proud species. They love gems and precious metal and are expert crafters.

Personality: Dweor are sturdy and resilient in all ways, with the patience that comes from long lives. However, their culture is gruff and not given to pandering. They tend to be practical folk.

Relations: Dweor get along with peaceful species, but are proud and have no tolerance for trespassers infringing on their territories.

Dweorn Lands: Dweor are mountain-dwellers whose mines are legendary. Dweor live either in encampments near the mines they work, or massive underground complexes.

Religion: Dweor worship gods of earth and crafting. Herulok, Mereth, and Eldar are common preferences.

Names: Dweorn first names are strong and sturdy and their last names tend to contain references to their earthbound heritage. Some Dweorn male first names are Doran, Nogget, Sardon, Thorston. Some Dweorn female first names are Corrin, Flanian, Soroi, Zannin. Some Dweorn last names are Granitenoggin, Ironshield, Stonethrow.

Adventures: Most Dweor will go adventuring for their clan or to protect their lands. Adventuring is a tradition for Dweor. Much Dweorn lore speaks of heroic adventures had by Dweorn ancestors.

Average Starting Age: 76-90. Dweor tend to send their local champions to adventure. These are the ones who have risen to the top and are ready for the next challenge. They look forward to making their mark on Dweorn history.

Gender and Family: Dweor pair for life and do not consider ability to bear children a requirement for a pairing. Dweor pairings usually involve one masculine and one feminine Dweor, regardless of gender. There are other types of expression amongst the Dweor, but they are not always recognized by their cultures.

Dweor childbearing and childrearing are considered two separate things. Each pairing may be interested in one more than another, so adoption is very common among the Dweor. All Dweor can grow beards, though beards on Dweor children is highly uncommon.

Standing amidst your allies, nothing can stop you.

In The Fray (Dweor, Tier 1) – Stance, Stable; Maneuver: $\uparrow X$ to melee attack rolls, where X is how many allies are adjacent to you.

All the barbs of the infernal realm could not move you from this place.

Stand Your Ground (Dweor, Tier 1) – Stance, Stable; Maneuver: You are immobilized. Reduce forced movement used against you by 2. Next time you are hit, gain Soak 2 until your next turn.

Example Level 1 Mountain Dweorn Character:

Thorston Stonechin, Vanguard			Hero: Grade 3
Medium Natural Humanoid Dweor			XPV: 30
Composure Pool: 7 – Striker: +1 damage on a hit / turn			SR 6
Physical	Mental	Social	Speed: 5
Brawn 4,5	Genius 3,5	Appeal 3,0	Saves 6, ABCC
Dexterity 2,0	Savvy 3,2	Empathy 2,0	AP: 1
Inspiring Strike (Vanguard P) Atk; Major, Weapon, $\downarrow X$ dice: Roll vs Phy. on a foe in Melee. Allies get $\uparrow X+1$ on affected foes for one turn.			
Ranger's Focus (Vanguard T4) Atk; Free, Weapon or Shield: Vanguard Ranks (3) vs Phy. on foes in an adj. Area 2 (Do not roll).			
Storm of Strikes (Vanguard T5) Atk; Full, Weapon, $\downarrow X$ Vanguard dice: Roll vs Phy. on a foe in Melee, making $X+1$ attacks. Each attack deals half dmg. If 5 or more hit, the target is staggered, save ends.			
Paralyze (Vanguard T3) Maneuver, Spend 6 Phy. Edge: Impaired foes are staggered and immobilized, save ends.			

*** Brawn: 4, Dexterity: 1, Genius: 3, Savvy: 2, Appeal: 3, Empathy: 2; Background Guard; Skill Ranks: Athletics 2, Craft 1, Customs 2, Durability 1, Vanguard 3

Putting your shoulders into it, you charge headlong into your foe.

Toppling Charge (Dweor, Tier 1) – Martial, Attack; Major, Weapon, you moved at least $1+X$ squares this turn: Roll vs Physical on a foe in Melee. Impaired foes are pushed X. If X is greater than 2, they are also knocked prone.

DWEOR, DEEP

Average Height: 3'4" to 4'2"

Average Weight: 82 to 152lbs

Creature Type: Medium Natural Humanoid Dweor

Favored Ability: Genius

Skill Bonuses: +1 to Craft, Shrewd, and Vigilance

Movement Forms: 5 Ground

Senses & Traits: Darkvision, Resist (Poison) 2

Languages: Common, Dweorn

1 language, 5 skills, 2 darkvision, 2 tough, -2 speed

Physical Description: The deep Dweor are smaller and more compact than their mountain-dwelling cousins. Used to working deep underground, they are extremely durable, with skin the color and texture of stone. Most mature deep Dweor have beards, ranging from dark ragged beards to softer, smooth beards.

DWEOR, MOUNTAIN

Average Height: 3'5" to 4'6"

Average Weight: 85 to 156lbs

Creature Type: Medium Natural Humanoid Dweor

Favored Ability: Brawn

Skill Bonuses: +1 to Athletics, Craft, and Vigilance

Movement Forms: 5 Ground

Senses & Traits: Darkvision, Sturdy 1

Languages: Common, Dweorn

1 language, 5 skills, 2 darkvision, 2 sturdy, -2 speed

Physical Description: A mountain Dweor's shoulders are nearly as wide as the Dweor is tall. Not all grow beards, but ones who do wear long beards. Beards are decorated with braids or trinkets in some clans, or with dirt, mud, and bits of recent meals in other clans.

Stand Your Ground (Dweor T1) Stance, Stable; Maneuver: You are immobilized. Reduce forced movement used against you by 2. Next time you are hit, gain Soak 2 until your next turn.

Vanguard ABCC (Stunt Bonus: +AAA); Athletics ABCC, Craft BCC, Durability ABBC, Intimidate AAAB, Lore AAB, Nature AAA, Perception A, Tactics A, Vigilance AAC, (Appeal AAA, Dexterity, Empathy AA); Darkvision, Sturdy 1; Languages: Common, Dweorn

Gear: Battleaxe (2pts) **1H Heavy Blade** $\uparrow 1$ Vanguard (Vanguard 2), Support Belt (Athletics 2), Tough Skin (Durability 2), Travel Book (Customs 1), Multitool (Craft 1), 48gp

Thorston hails from the western city of Velous, at the cliffs on the edge of the Great Desert. He was trained to be a city guardsman there, but since has ventured to the east to find his fortune.



Eumykin

Eumykin are sentient Humanoid fungi created by the goddess Tariana. Eumykin are not often found outside of the deep forests and caverns, as they prefer minimal direct sunlight.

Personality: Eumykin are often curious, bold, and creative. Eumykin often have a strong sense of empathy due to their early life.

Physical Description: Eumykin are Humanoid and grey skinned, with a cap above the stem where their eyes and mouths are. Eumykin vary greatly in size, and can change size and somewhat their shape at will. A Eumykin can have a broad cap that can be used to glide, can form a massive tongue weapon, or they can slim themselves down to be less obtrusive and fit themselves through narrow passageways. Medium-sized Eumykin are quite fast, though have a slight penalty to melee weapon damage due to their softer flesh. Large-sized Eumykin are a good deal slower, but gain a bonus to melee weapon damage due to their tougher muscle fiber.

Relations: Eumykin are treated with respect by the Dweor, who have had trade relations with them for centuries. Eumykin of the forests are well respected by the Lyven as well. Most other species know very little of the Eumykin.

Eumykin Lands: Eumykin lands are in ancient forests or deep underground, some also in the more shadowed parts of Underside. A particularly large colony thrives deep underneath Vortex.

Religion: Eumykin are often followers of Herulok due to their associations with Dweor, or Tariana, as she is the one who created the Eumykin in the first place..

Names: Eumykin have flippant names. Ibblepek, Ledynik, Jibb, Geppa, Fabled, and so forth. Eumykin come up with their own names when they are gleaned.

Adventures: Eumykin adventure to escape to somewhere new.

Average Starting Age: 10-70. In their early development, Eumykin are grown in mycelium fields, attached to one place and

immobile. It is not until around 10 years that they finally glean and gain mobility and the ability to communicate. Up until 10, they do progress mentally, so often a Eumykin will begin adventuring just to get away from where they have been stuck their life thus far.

Gender and Family: As fungus, Eumykin do not experience gender as most other species do, instead they have many thousands of different genders. Eumykin prefer eumy/eum/eumys pronouns, but often begrudgingly accept they/them/theirs when interacting with other species just for simplicity. Eumykin settlements crop up around mycelium fields where they spray their spores. Eumykin don't often pair up romantically, so the entire group is just one family. As such, it is impossible to know one Eumykin's specific parentage.

You quickly fold in your mantle, enough that you can still fit through.

Greater Fungomorphosis (Eumykin. Tier 1) – Perk: You can Fungomorph as a Maneuver and can use two of the forms at once.

EUMYKIN

Average Height: 5'0" to 15'0" (Mobile stages only)

Average Weight: 40 to 250lbs

Creature Type: Medium or Large Natural Humanoid Fungus

Favored Ability: Empathy

Skill Bonuses: +1 to Customs and Nimble

Movement Forms: 7 (medium), 6 (large) Ground

Senses & Traits: Infravision, Weak 1 (medium only), Mighty 1 (large only), Fungomorphic: As a major action can switch to one of the following forms: Fast 1, Skinny 1, Natural Weapon (Tongue), Wings 1

Languages: Common, Eumykin

2 speed / mighty, 1 language, 2 infra, -2 weak/slow, 2 morph, 3 skills

Example Level 1 Eumykin Character:

Jibattap, Reality Artist

Hero: Grade 3

Medium Natural Humanoid Fungus

XPV: 30

Composure Pool: 7 – Leader: ↑1 (ea adj or 1 ally) / turn SR 6
Physical Mental Social Speed: 7
Brawn 3,3 Genius 4,5 Appeal 2,0 Saves 6, ABCC
Dexterity 2,2 Savvy 3,0 Empathy 3,5 AP: 1

Energy Bolt (Evocation P) Cold, Fire, or Lightning, Atk; Major, ↓X dice: Roll vs Phy. on a foe in X+2 RIs.

Boon (Evocation T1) Chaos; Maneuver: Random.

1 Heart: Heal AAA dice composure to you or an adj. ally.

2 Hand: ↑your next roll by 3 dice.

3 Lung: Heal 1 composure and make a save with a +3 bonus.

4 Foot: You may shift 4 squares.

5 Mind: Gain 2 Soak for one turn.

6 Muscle: +3 to dmg for one turn.

Curved Bolt (Evocation T3) Modifier; Maneuver, ↓2X+2 dice: Your roll targets a Chain 3X+4. This attack ignores cover.

Jaunty Step (Evocation T4) Chaos, Teleport, Movement; Maneuver: Choose a direction. Roll Evocation. Teleport to the furthest unoccupied and immediately safe square in that direction up to the lesser of Success and Edge squares away.

Wild Warp (Evocation T5) Stance, Chaos; Maneuver: Free, Spend X crits: Roll X Boons or Weirdnesses.

Evocation ABCC (Max Favor: ↑6, Max Retribution: 3C); Athletics ABC, Craft ABBC, Customs BCC, Durability A, Intimidate A, Lore AAAA, Nature AAAA, Nimble AC, Precision AB, Shrewd AAA, Stealth AA, Trickery AAA, (Appeal AA, Savvy AAA); Infravision, Weak 1, Fungomorphic: – As a major action can switch to one of the following forms: Fast 1, Skinny 1, Natural Weapon (Tongue), Wings 1; Languages: Common, Eumykin

Gear: Paintbrush (Evocation 2), Support belt (Athletics 2), Curious and Bold (Customs 2), Paintbrush (Craft 1), Light Clothes (Nimble 1), 48gp


*** Brawn: 1, Dexterity: 2, Genius: 4, Savvy: 3, Appeal: 2, Empathy: 3; Background Artist; Skill Ranks: Athletics 3, Craft 1, Customs 2, Evocation 3

As a little primordium growing in the mycelium field, Jibattap witnessed the destruction of eumys village and most of the others growing with eum. Jibattap was the last of the mycelium colony to glean.

When Jibattap gleaned, there were no Eumykin remaining to aid eum, so Jibattap has had to make eumys own way in the world. Eumy has ventured into the world to find eumys only family, the other spawn from Jibattap's colony.

The last to glean before Jibattap was Dellitint, who, before leaving, expressed a desire to see the waterways of the great city Telvad on the Falls. So that is where Jibattap is headed.

From the little Jibattap was able to watch eumys colony worshipping the various gods before it was destroyed, Jibattap became an ardent follower of Eldar. Eumy now uses eumys creativity to bring unique magic to life through Eldar and a paintbrush. Jibattap uses painting to calm eumyself and as a way to escape from grim realities and create a much better reality.



Fae-kin

Fae-kin are Humanoids with animal traits. They are either born or made, always through Fae contact. Sometimes the Fae has a purpose for this bestowal (like Merlin), other times the Fae is unintelligent and grants no purpose, or the purpose is lost as the Fae disappears before the purpose can be realized.

Fae-kin that are born as Fae-kin can be born to a Humanoid couple (very rare); to a mixed Fae/Humanoid pairing (uncommon); or to an animal pairing signifying that Fae (most common). Some born Fae-kin do not know their own heritage, however, or are orphaned or abandoned at an early age. Other Fae-kin are not born that way, but transformed later in life as the patron Fae decides to bestow their touch either as a curse or a boon.

Fae-kin gain species Bonus Skill Ranks that reflect their heritage, and may gain natural weapons and forms of movement.

Personality: Fae-kin tend to take on personality traits of the animals they gain physical traits of. For example, Catkin tend to be social and somewhat finicky.

Physical Description: Fae-kin are Humanoid with some or many of the physical traits of their Fae patron. The physical traits are always very obvious unless the character attempts to hide their traits, even a passing glance would make it very obvious to the viewer that this character is Fae-kin.

Relations: Fae-kin are tolerated as outsiders in more civilized societies, ones where the various Common Accord (see page 26) have mostly integrated. More homogenous cultures fear, shun, or sometimes even revere them.

Fae-kin Lands: Fae-kin have no lands of their own. They are spread thinly across the world, and do not occur in great concentration in any specific part of the world.

Religion: Fae-kin have no society of their own, and thus will often take on the religion of those around them, if any. In areas of high population, like large cities, Fae-kin form their own communities including other minorities.

Language: Fae-kin speak the languages they are born to, usually Common and the language of their animal type. Because of their physical characteristics, they often have a bit of an accent in both languages.

Names: Fae-kin are often given names by the Fae who created them. Otherwise they will most likely be named by whatever Humanoids first encounter them.

Adventures: Fae-kin often adventure simply because that is literally what they were born to do. They may go on a quest to learn their purpose, leave their home in search of their own kind, or simply run away from their home.

Fae-kin are naturally restless, often feeling like they don't fit in, starting at a very early age. This is a large part of the reason that it is more common to find Fae-kin adventurers than adventurers of any of the other species groups.

Average Starting Age: 10-20. This is the age when the Fae-kin usually finally fully understands how different they are, or perhaps is told of their purpose, or even spurns their mentor.

Gender and Family: Fae-kin gender and families vary as wildly as their animal species. Because of their unusual heritage, Fae-kin families are often chosen, not based on heritage.

Because Fae-kin are treated as unusual, they tend to be much more introspective. This means that their gender and family pairing types will not reflect that of the society they dwell in, as they tend to have no traditions that hold them back or that they hold others to.

Fae-kin Species Traits

The species traits for Fae-kin are based on two things: the animal type, and the size of the Fae-kin.

Size: The size of a Fae-kin varies between small, medium, or large. Generally, if the animal type is small or smaller, the size of the Fae-kin is small or medium, if the animal type is large or larger, the size of the Fae-kin is large, otherwise it is medium.

Movement: The base animal type determines the species speed modifier for movement. Other modes of locomotion in the animal type (such as fly, swim, climb, dig, etc.) may be taken as species talents.

Natural Attacks: If the creature has any simple natural attacks, you may purchase proficiency with talents, though you can use them to make basic melee attacks without proficiency, but you will get none of the weapon's bonuses.

Bonus Skill Ranks and Favored Ability Score: Identical to the base creature type's Bonus Skill Ranks and favored ability score.

Languages: Common + Animal type. Animal languages are grouped by family. For instance a Foxkin will know canine, a general language common to vulpines and canines. Though animals have communication skills that are limited by their intelligence, this is not a failing of animal languages themselves. A Fae who is intelligent can have a complex conversation with a Fae-kin of the same animal type using an animal language.

Darkvision, etc.: The Fae-kin creature has all extrasensory abilities of the animal and Humanoid type, such as darkvision, blindsense, low-light vision, keen scent, etc.

Suddenly there's a housecat standing where you were.

Fae Shift (Fae-kin. Tier 1) – Stance, Transformation; Major: You polymorph into your base animal type and size.

While transformed with Fae Shift, you have the same fur, scale, or feather markings as when you are not transformed.

BEARKIN

Average Height: 7'6" to 8'7"

Average Weight: 420 to 635lbs

Creature Type: Large Supernatural Humanoid Fae

Favored Ability: Brawn

Skill Bonuses: +1 to Customs and Durability

Movement Forms: 7 Ground

Senses & Traits: Normal Vision, Climbing Claws, Bite Weapon, Claw Weapon, Scent

Languages: Common, Bear



Physical Description: Bearkin are Humanoid bears. They have thick fur and short snouts, and relatively short limbs. Their large size makes them stick out in a crowd. Bearkin have the claws of their animal heritage, but must learn how to make the best use of them. Their coloration is based on their patron Fae.

Each strike hitting you only makes you more resilient to subsequent blows.

Ursine Resilience (Bearkin. Tier 1) – Stance; Maneuver:

You take Brawn or more damage in one hit: You gain Soak X for one turn where X is your Brawn - 2.

Have you ever tried to push a bear?

Ursine Stability (Bearkin. Tier 1) – Perk: Whenever you would be pushed, pulled, or slid, reduce that movement by 1 (minimum 1).

BIRDKIN

Average Height: 3'10" to 7'4"

Average Weight: 45 to 195lbs

Creature Type: Medium Supernatural Humanoid Fae

Favored Ability: Empathy

Skill Bonuses: +1 to Tactics

Movement Forms: 6 Ground

Senses & Traits: Darkvision, Wings 2 and Choose one: Bite weapon, Claws 1, Fast 1, Swimmer, or Wings 3 (instead of 2)

Languages: Common, Avian

1 language, 2 skills, 2 darkvision, 2 wings, 1 option

Physical Description: Birdkin are feathered Humanoids with wings and beaks. They come in numerous varieties, but are all generally lightweight.

You focus your most horrifying screech at a foe,

Avian Screech (Birdkin. Tier 1) – *Sonic, Attack*; Major, ↓X dice: Roll vs Mental on a foe in X range increments.

Spend 2 Edge: Impaired foes are dazed, save ends.

BOARKIN

Average Height: 3'9" to 4'6"

Average Weight: 175 to 255lbs

Creature Type: Medium Supernatural Humanoid Fae

Favored Ability: Appeal

Skill Bonuses: +1 to Athletics and Durability

Movement Forms: 6 Ground

Senses & Traits: Normal vision, Sturdy 1, Tusk Weapon (males), Scent (females)

Languages: Common, Pig

Physical Description: Boarkin are Humanoid boars. The males have massive tusks. Their feet are hooved and digitigrade like natural boars, they have short tufted tails, and they are covered in coarse fur.

You use your tremendous leverage to toss your foes to the side.

Bodily Toss (Boarkin. Tier 1) – *Attack*; Major: Roll vs Physical in an adjacent Line 2.

Spend X Edge: Push affected foes X squares.

CATKIN

Average Height: 2'9" to 3'7"

Average Weight: 15 to 40lbs

Creature Type: Small Supernatural Humanoid Fae

Favored Ability: Dexterity

Skill Bonuses: +1 to Perception and Precision

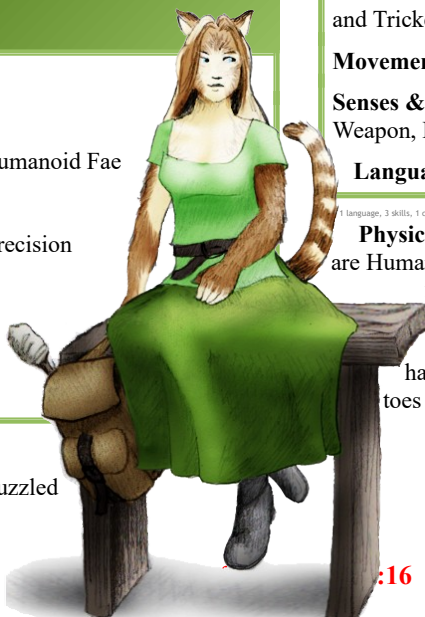
Movement Forms: 5 Ground

Senses & Traits: Infravision, Claw Weapon, Fast 1

Languages: Common, Cat

1 language, 3 skills, 2 infravision, 1 claws, 1 fast

Physical Description: Catkin are Humanoid cats. They do not have the muzzled



faces of the larger catkin, but more human-like facial features (but they do have cat ears). The head hair of their Humanoid heritage. Their fur has markings that are typical to domesticated cats (calico, tabby, etc). They have long cat tails but have very Humanoid feet. Catkin make excellent scouts because of their small size and bonuses to sneaking (Precision) and spotting (Perception).

You just naturally contort and utilize angular momentum for a safe landing.

Graceful Landing (Catkin. Tier 1) – Perk: Treat falls as if they were 20 feet shorter.

CHEETAHKIN

Average Height: 5'7" - 6'6"

Average Weight: 111 to 164lbs

Creature Type: Medium Supernatural Humanoid Fae

Favored Ability Score: Dexterity.

Bonus Skill Ranks: +1 to Nimble

Movement Forms: 7 Ground

Traits: Normal vision, fast 3

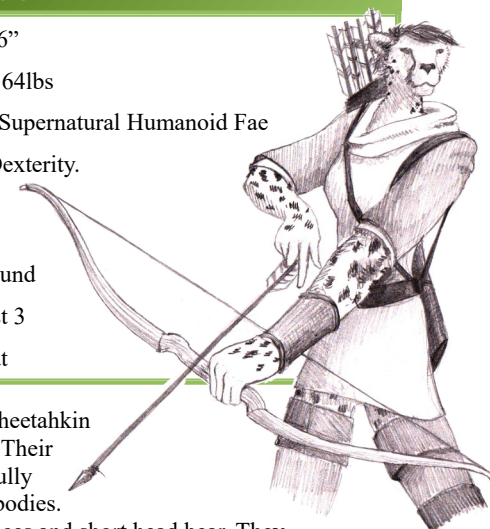
Languages: Common, Cat

1 language, 3 fast, 2 speed, 2 skill

Physical Description: Cheetahkin are slender Humanoid cats. Their limbs are built very powerfully but they have very slender bodies. They have cat-like furred faces and short head hair. They have yellow and white fur with black spots. They have long cat tails and catlike feet. Cheetahkin are excellent scouts.

You slide underneath your foe's strike, now poised perfectly for a pounce.

Graceful Vigilance (Cheetahkin. Tier 1) – *Stance*; Maneuver: Free, a foe misses you with a melee attack: Shift one square and ↑1 to your next roll.



FOXKIN

Average Height: 5'1" to 6'0"

Average Weight: 115 to 195lbs

Creature Type: Medium Supernatural Humanoid Fae

Favored Ability: Savvy

Skill Bonuses: +1 to Nature and Trickery

Movement Forms: 6 Ground

Senses & Traits: Normal Vision, Bite Weapon, Fast 2, Scent

Languages: Common, Canine

1 language, 3 skills, 1 claws, 2 fast, 1 Scent

Physical Description: Foxkin are Humanoid foxes. They have foxy snouts and fur. Their fur can be orange, red, or grey, and often has black or white highlights, especially on the tips of their short thick tails, ears, and "gloved" feet and hands. They often have a wiry build and they walk on the toes of their long feet.



You anticipate and capitalize on your foe's failings.

Foxkin Cunning (Foxkin. Tier 1) – *Stance, Vocal*; Free x2:
Free, a foe misses you with a melee attack: Roll vs Social on the foe.

LIONKIN

Average Height: 5'5" to 6'4"

Average Weight: 140 to 235lbs

Creature Type: Medium Supernatural Humanoid Fae

Favored Ability: Brawn

Skill Bonuses: +1 to Intimidation and Lore

Movement Forms: 6 Ground

Senses & Traits: Infravision, Claw Weapon, Fast 1

Languages: Common, Cat

Physical Description: Lionkin are Humanoid lions. They have furred feline faces with golden eyes. The males have large manes of light to dark fur, both genders usually have a tawny gold pelt. They walk on their toes and have a short tail with a bushy tuft at the end.

You leap onto your target, pinning them to the spot.

Lionkin Pounce (Lionkin. Tier 1) – *Attack*; Major, Claw, you moved 2 or more squares this turn, ↑1: Roll vs Physical on up to two foes in Melee who are adjacent to each other.
Spend 3 Edge: Impaired foes are immobilized, save ends.

LIZARDKIN

Average Height: 5'1" to 6'0"

Average Weight: 140 to 240lbs

Creature Type: Medium Supernatural Humanoid Fae

Favored Ability: Savvy

Skill Bonuses: +1 to Precision and Trickery

Movement Forms: 6 Ground

Senses & Traits: Normal Vision, Climbing Claws, Bite Weapon, Claws Weapon, Tail Weapon

Languages: Common, Reptile

Physical Description: Lizardkin are Humanoid lizards. They have smooth scaled skin, blunt noses, and often have no hair at all, though many have hair on their heads just as their Humanoid parentage, if any. Their strong tails are frequently as long as the lizardkin is tall, and can be used to clumsily manipulate objects.

Lizardkin are sometimes mistaken for quarter Karablan, though the Karablan tend to have more dragonlike feet than the lizardkin's very Humanoid feet. The color of their scales vary.

You slip around your foe's strike to a safer place.

Lizardkin Stability (Lizardkin. Tier 1) – *Stance*; Maneuver: Quick, You are pushed, pulled, or slid by a foe: Roll v Mental on that foe. Instead of damage, you may shift as many squares in the direction of your choice as the original forced movement would be.

You knock your foes down with a low tail strike.

Tail Sweep (Lizardkin. Tier 1) – *Attack*; Full, Tail: Roll vs Physical in Melee. Impaired foes are knocked prone.

RABBITKIN

Average Height: 3'6" to 4'7"

Average Weight: 45 to 120lbs

Creature Type: Medium Supernatural Humanoid Fae

Favored Ability: Savvy

Skill Bonuses: +1 to Athletics and Perception

Movement Forms: 7 Ground

Senses & Traits: Darkvision

Languages: Common, Rabbit

Physical Description: Rabbitkin have long ears, twitchy noses, and soft fur. Their feet are long and they have a short tuft of a tail.

"Feat of strength? What we have is great strength of feet!"

Feet of Leaping (Rabbitkin. Tier 1) – Perk: You have ↑4 to any roll involving jumping.

RATKIN

Average Height: 2'7" to 3'5"

Average Weight: 14 to 32lbs

Creature Type: Small Supernatural Humanoid Fae

Favored Ability: Savvy

Skill Bonuses: +1 to Tactics and Shrewd

Movement Forms: 5 Ground

Senses & Traits: Darkvision, Bite Weapon, Scent

Languages: Common, Rodent

Physical Description: Ratkin are Humanoid rats. They have long hairless tails and their bodies tend to be very low to the ground. They look pretty much like large rats that walk on their hind legs, at least until they start talking.

You can eat anything. ANYTHING.

Iron Stomach (Ratkin. Tier 1) – Perk: You have Resist Poison 2.

SALAMANDERKIN

Average Height: 4'9" to 5'11"

Average Weight: 100 to 225lbs

Creature Type: Medium Supernatural Humanoid Fae

Favored Ability: Dexterity

Skill Bonuses: +1 to Charm and Nimble

Movement Forms: 6 Ground

Senses & Traits: Normal Vision, climbing claws, swimmer, Choose one: fast 2 or gills

Languages: Common, Amphibian

Physical Description: Salamanderkin are Humanoid salamanders or newts. They are soft skinned, but have a mucous coating that keeps them moist. Salamanderkin are easily mistaken for Lizardkin or Karablan.

Everything about you is deadly. Even your skin.

Poisonous Skin (Salamanderkin. Tier 1) – Perk: When you are hit with a Natural Weapon melee attack, Roll AB. The attacker takes that much poison damage.

SNAKEKIN

Average Height: 9'5" to 14'5"

Average Weight: 210 to 330lbs

Creature Type: Large Long Supernatural Reptile Fae

Favored Ability: Savvy

Skill Bonuses: +1 to Perception and Shrewd

Movement Forms: 6 Ground

Senses & Traits: Normal Vision, Skinny 1, Scentsense, Vibrosense, Bite Weapon

Languages: Common, Reptile

Physical Description:

Snakekin are Humanoids with lower bodies like snakes. They are often hairless, and have forked tongues that they use to smell the air. Snakekin have no legs, rather they have a long tail that they can use to sense vibrations through the ground. Snakekin usually stand at a height of one third their total length, but can easily stand at half their length in order to reach greater heights.

You can use your length to gain reach on your strikes.

Viper Stance (Snakekin. Tier 1) – Stance; Maneuver: You gain +1 reach and ↑1 to melee. You are slowed 2. End as a Free action.

TIGERKIN

Average Height: 4'9" to 6'7"

Average Weight: 95 to 260lbs

Creature Type: Medium Supernatural Humanoid Fae

Favored Ability: Brawn

Skill Bonuses: +1 to Athletics and Nimble

Movement Forms: 6 Ground

Senses & Traits: Infravision, Claw Weapon, Fast 1

Languages: Common, Cat

Physical Description: Tigerkin are sleek Humanoid tigers. They have thick white or orange fur with black stripes and a feline face with yellow, orange, or blue eyes. They walk on their toes and have long sleek tails. Unlike Catkin, tigerkin have much more feline faces, with flattened catlike noses.

You leap onto your target, attacking with furor.

Tigerkin Pounce (Tigerkin. Tier 1) – Attack; Major, Claw, you moved 2 or more squares this turn: Roll vs Physical on up to two foes in Melee who are adjacent to each other. Spend 4 Edge: Impaired foes are staggered, save ends.

TOROISEKIN

Average Height: 3'10" to 5'7"

Average Weight: 95 to 260lbs

Creature Type: Medium Supernatural Humanoid Fae

Favored Ability: Genius

Skill Bonuses: +1 to Durability

Movement Forms: 5 Ground

Senses & Traits: Infravision, Soak 2, Weak 1, Bite Weapon

Languages: Common, Reptile

Physical Description: Tortoisekin are hardy Humanoids with tough scales and a shell. They are not particularly fast or great with melee weaponry, but they are quite durable.

You are uniquely built to be able to withstand all kinds of attack.

Hunker (Tortoisekin. Tier 1) – Stance; Maneuver: You gain a +1 Hunker bonus to your Soak. You are slowed 1.

WOLFKIN

Average Height: 5'2" to 6'3"

Average Weight: 120 to 220lbs

Creature Type: Medium Supernatural Humanoid Fae

Favored Ability: Empathy

Skill Bonuses: +1 to Leadership and Vigilance

Movement Forms: 6 Ground

Senses & Traits: Darkvision, Bite Weapon, Scent

Languages: Common, Canine

Physical Description: Wolfkin are Humanoid wolves. They have long wolf faces and thick fur. They walk on the tips of their long feet and have thick ragged wolf tails.

You dart in and out with your ally's strikes, making it harder to hit you.

Wolfpack Defenses (Wolfkin. Tier 1) – Stance, Stable; Maneuver: You gain +1 to your physical defenses against a foe in Melee for each ally also in Melee with that foe.

Giantkin

Giantkin are massive Humanoids with tremendous strength.

Personality: Giantkin are methodical beings. They are naturally amicable, but certain tribes can be quite cruel or unpleasant if resources are scarce or they have been treated badly by other species.

Relations: Other species tend to think of Giantkin as dumb creatures, but they really are no less intelligent than other beings. Their plodding and methodical approaches to problem-solving are a bit slower than the other species, but Giantkin are often quite insightful, having thought through all the possibilities.

Lyven and Treefolk seem to have the patience to deal with Giantkin the best, while Humans tend to treat the massive folk with derision out of impatience or fear.

Giantkin Lands: Giantkin prefer the stony foothills, where they are not hindered by the natural terrain, putting smaller species at a disadvantage.

Religion: Giantkin often worship Eryn, Kala, or Eldar.

Names: Some common masculine Giantkin first names include Esk, Grong, Thad, Stokk. Some common feminine Giantkin first names are Doria, Feaj, Mala, Xoxa.

Some common last names for Giantkin include Barlchust, Hichyn, Lorschtoe, Langriche, Nobnies, Toltwier.

Adventures: Giantkin crave adventure and the new. They love meeting new folks and exploring the unknown.

Average Starting Age: 22-26. The Giantkin reach full size at this age and often are kicked out of their homes to seek their own fortunes.

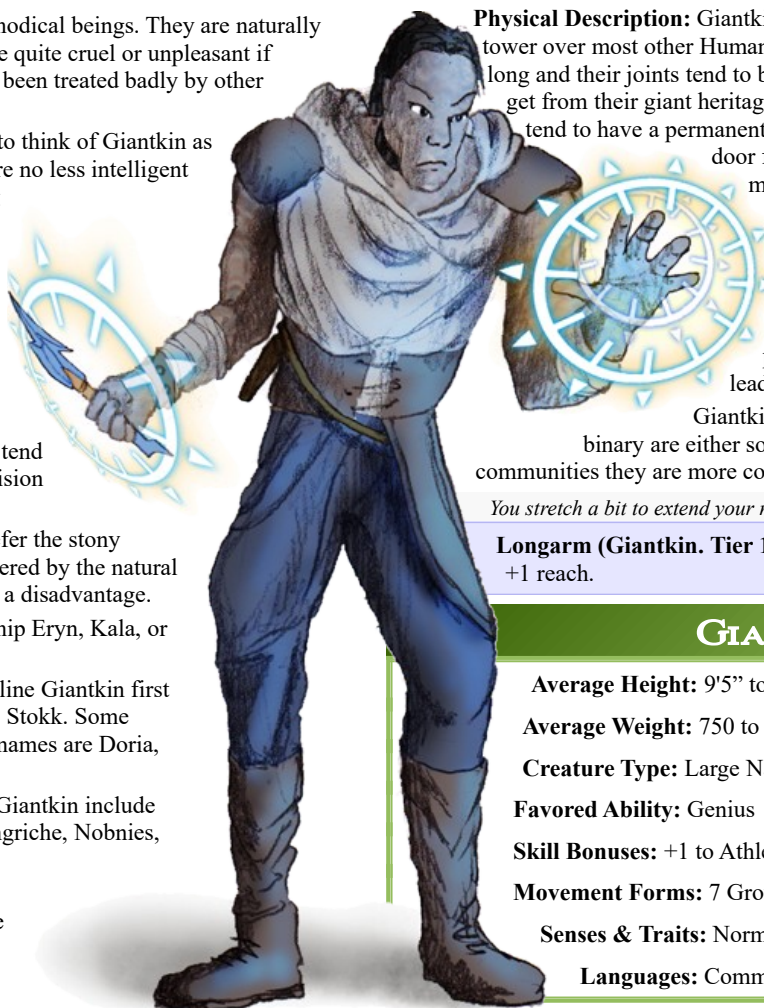
Physical Description: Giantkin are very tall beings who tower over most other Humanoids. Their faces are very long and their joints tend to be a bit knobby, a trait they get from their giant heritage. Those that live in cities tend to have a permanent hunch from ducking under door frames not built with them in mind.

Gender and Family: Societal norms in Giantkin families tend to have a single creative head of any gender with one or more partners who follow that leader.

Giantkin who do not fall into this binary are either solitary or find more mixed communities they are more comfortable in.

You stretch a bit to extend your natural reach.

Longarm (Giantkin. Tier 1) – Stance; Maneuver: Gain +1 reach.



GIANTKIN

Average Height: 9'5" to 11'4"

Average Weight: 750 to 1315lbs

Creature Type: Large Natural Humanoid Giant

Favored Ability: Genius

Skill Bonuses: +1 to Athletics and Craft

Movement Forms: 7 Ground

Senses & Traits: Normal Vision, Fast 2, Mighty 1

Languages: Common, Giant

1 language, 3 skills, 2 fast, 2 mighty

Example Level 1 Giantkin Character:

Baloc, Giantkin Chronomancer			Hero: Grade 3
Large Natural Humanoid Giant; 2 x 2 sq.			XPV: 30
Composure Pool: 7 – Leader: ↑1 (ea adj or 1 ally) / turn			SR 6
Physical	Mental	Social	Speed: 7
Brawn 3,5	Genius 2,1	Appeal 4,5	Saves 6, ABCC
Dexterity 1,0	Savvy 3,1	Empathy 2,0	AP: 1
Accelerate Entropy (Innovator P) Temporal, Atk; Major: Roll vs Phy. on a foe who was in Melee this or the last two turns.			
Revise History (Innovator T3) Healing; Spend X+2Y Temporal Edge: Heal X physical composure on Y creatures you were adj. to at least once since the start of your previous turn. Max of Innovator.			
Impede (Innovator T2) Spend X Innovator Edge: Affected foes are slowed X, save ends.			
Channel Time (Innovator T4) Free, Spend X+7 Temporal Edge: An ally of your grade or lower in X+1 RIs may take an immediate major action. You may shift X.			

Backup Plan (Innovator T4) Stance, Temporal; Maneuver: Free: Roll Innovator. Teleport up to Success + Edge to a square you have been in since entering this stance. This stance ends. Major: Use the ability above, but teleport willing adj. allies also.

Innovator ABCC (Experiment Total: 3E, Max Component: ↑3); Athletics AAC, Charm AABC, Craft AB, Durability BCC, Entertain AAAA, Intimidate AAA, Leadership ABCC, Lore AA, Nature AA, Perception AAA, Tactics AAB, Vigilance AAA, (Dexterity A, Empathy AA); Normal Vision, Fast 2, Mighty 1; Languages: Common, Giant

Gear: Crooked Wand (Innovator 2), Tough Skin (Durability 2), Neat Uniform (Leadership 2), Nice Boots (Charm 1), Support Belt (Athletics 1), Experiment +3E to Channel Time, Crystallized Time Shard ↑2 Temporal, Gear Assembly ↑2 Innovator, 5gp

*** Brawn: 3, Dexterity: 1, Genius: 2, Savvy: 3, Appeal: 4, Empathy: 2, Background Mayor, Skill Ranks: Charm 2, Durability 3, Leadership 1, Innovator 3

Baloc is the son of Deegan, the mayor of Derriston. Baloc is not sure he can fill his father's shoes. Luckily for Baloc, mayorship is not hereditary. Over the past few years Baloc has begun learning to manipulate time and has learned a few tricks.

Gnome

Gnomes are small beings that thrive on efficiency and cleverness. They excel at numerous things, especially making devices.

Personality: Gnomes can be eclectic and indecipherable. They love making things more complex than needed, just for the fun of it.

Relations: Gnomish contraptions are well known and generally unsurpassed. Other species either barter for them or battle for them. Most species treat the Gnomes with respect, especially a respectful distance when a Gnome appears to be trying out some new device.

Gnomish Lands: Gnomes like to have power for their creations. This means Gnomes live in unusual places, sometimes a submerged hut in a lake using the water's flow for power, a stilt fort that walks along a beach harvesting tidal energy, a farm of windmills in the hills, or an underground city that uses thermal harvesting techniques to tap into the heat of magma flows.

Religion: Gnomes do not do anything halfheartedly, they tend to either fully embrace religion or have little time for it. Gnomes tend to revere Kala, Herulok, or Mereth.

Names: The Gnomes enjoy complicated and hard to pronounce names and then use very short nicknames with informal company. Some example names include Flebbantiakall Barywrealkantal (Fleb), Jebbedo Snvblunk (Jeb), Ylrastry Kjararajan (Jar). Their full names are always unique.

Adventures: Gnomes adventure to invent and to learn.

Average Starting Age: 75-125. Gnomes begin to work on whatever masterwork they have in mind at this age. This is when their need to accomplish drives them forth to create.

Gender and Family: Gender to Gnomes is all about presentation. It is an illusion, but a beautiful illusion that they enjoy celebrating. Gender pairings tend to be complementary presentations as Gnomes enjoy contrast. Gnome families are usually a parent pair with two or more children (if any). As they live quite long, they either try to have children in batches or have long periods with no children at all.

Gnome families don't group into communities. Wild Gnome families are usually isolated so as to minimize distraction and have more freedom to experiment without restrictive laws. Tinker Gnomes prefer to live in cities for the easy access to ingredients for their experiments and gadgetry as well as the access to performance art. The isolation of individual gnomes is what necessitated the invention of messenger orbs so that they can arrange meeting other gnomes.

"...and then you connect the fligblat to the alternuator..."

Inventor You may take this Craft talent as a Tier 1 instead of Tier 4.

Example Level 1 Gnome Character:

Kiara, Gnomish Shapeshifter			Hero: Grade 3
Small Natural Humanoid Gnome			XPV: 30
Composure Pool: 10 – Defender: taunt 1 foe / turn			SR 6
Physical	Mental	Social	Speed: 5
Brawn 1,0	Genius 3,4	Appeal 4,5	Saves 6, ABCC
Dexterity 3,5	Savvy 2,3	Empathy 3,4	AP: 1
Feral Strike (Transform P) <i>Crushing or Slicing, Primal, Atk</i> ; Major: Roll vs Phy. on a foe in Melee. Shift 1.			
Form of the Wolf (Transform T2) <i>Stance, Primal, Feral</i> ; Major: You transform into a medium natural wolf. You have a speed of Ground 7 and ↑1 to Perception. You gain scentsense. You speak Canine. ↓2 Primal dice: Impaired foes are knocked prone.			
Form of the Lizard (Transform T1) <i>Stance, Primal, Feral</i> ; Maneuver: You transform into a puny lizard. You have a speed of Ground 4, Climb 4, and ↑1 to Perception and Trickery. You speak Reptile. Major: Shift 3 squares, +1 to defense until next turn.			

This is identical to the Craft talent, just Tier 1. You cannot take both.

It's not what you do, but how you do it that truly baffles your foes.

Confounding Antics (Gnome, Tier 1) – Stance; Maneuver:

Free, you miss a target within 2 range increments with your attack: Roll Customs vs Mental. This deals half damage.

GNOME, TINKER

Average Height: 2'4" to 3'2"

Average Weight: 10 to 30lbs

Creature Type: Small Natural Humanoid Gnome

Favored Ability: Genius

Skill Bonuses: +1 to Craft, Entertain, and Precision

Movement Forms: 5 Ground

Senses & Traits: Infravision

Languages: Common, Gnomish

1 language, 5 skills, 2 infravision

Physical Description: Tinker Gnomes look much like wisened children. Male tinker Gnomes often grow beards or goatees. They have very pointy ears, small brown or gray eyes, and nobby noses. Their contraptions are more typically made of metal and wood.

GNOME, WILD

Average Height: 2'4" to 3'2"

Average Weight: 10 to 30lbs

Creature Type: Small Natural Humanoid Gnome

Favored Ability: Savvy

Skill Bonuses: +1 to Craft, Nimble, and Nature

Movement Forms: 5 Ground

Senses & Traits: Normal Vision, fast 1, scent

Languages: Common, Gnomish

1 language, 5 skills, 1 fast, 1 scent

Physical Description: Wild Gnomes are slender and toned. Wild Gnomes cannot grow facial hair, but can grow impressive sideburns. They have long flat ears, small green or gray eyes, and pointy noses. Their contraptions are usually made of intricate natural materials.

Shifter's Might (Transform T1) Perk: If you started a Feral stance this turn, gain ↑1 UYNTE or spend X Edge to heal X composure.

Traceless Form (Transform T3) Perk: While in a Primal stance, the DT to track you and allies within Melee 6 of you increases by 3.

Transform ABCC (Blood/turn: 3, Contracts: ↑3); Craft AAA, Customs AB, Lore AAB, Nature BBC, Nimble AAB, Perception BC, Precision AAA, Shrewd ACC, Stealth BCC, Tactics AA, Trickery AA, Vigilance AA, (Appeal AAAA, Brawn A); Normal Vision, fast 1, scent; Languages: Common, Gnomish

Gear: Serpent Familiar (Transform 2), Moodstone (Shrewd 2), Soft Shoes (Stealth 2), Collection of Herbs (Nature 1), Keen Nose (Perception 1), 48gp

*** Brawn: 1, Dexterity: 3, Genius: 3, Savvy: 2, Appeal: 4, Empathy: 2; Background Hunter; Skill Ranks: Nature 1, Shrewd 3, Stealth 2, Transform 3

Having lost her family in an explosive accident as a child, Kiara grew up in the wilds near Dirstre. She became bonded with the Fae there, and they taught her to change her form for survival. She recently discovered the explosion was no accident, so has formed a contract with her Bond to exact revenge with her own teeth.

Human

Humans are the most versatile, flexible, and numerous of the Common Accord (see page 26). Given time, they can master any skill and conquer any obstacle.

Personality: Humans are very social and motivated as a species. It was the Lyven who posited that this is likely a result of their short lifespans, but the Dweor say it is more likely the cause.

Relations: Humans are often viewed by the older species (Lyven, Dweor, Gnomes) as a child species. Humans find kinship with the Hyflind, having nearly the same lifespan, however, the Hyflind are far too relaxed to be compatible with the Human drive to succeed.

Human Lands: Human lands vary wildly. They live in nearly every climate, taming nature to suit themselves.

Religion: Human worship is varied, they can be found to worship any of the gods, even ones of their own invention.

Names: Human first names vary wildly, but last names are often either family professions (in cities) such as Tapper, Shoemaker, or Wainwright, or names of famous ancestors (especially in nomadic or tribal areas) Annikus, Derrenkin, Valdson.

Adventures: The Human drive to succeed often causes adventures.

Average Starting Age: 14-26. Humans can adventure at any age, but this age range is particularly prone to it. That said, the typical Human adventurer is not nearly as prepared as they think they are.

Physical Description: Humans have innumerable looks, but generally they have round ears and round eyes.

Gender and Family: Since about half of Humans are able to carry children and the other half can donate genetic material, getting the pairings right is important. This means Humans interested in

producing offspring will present themselves as such and pair off with someone of the opposite presentation. While same-gender pairings occur, it is only about a third of pairings.

Human pairings stay together to raise children, often two to six kids before they are unable to have more due to their short fertility period and the resources required. Adoption in Human society is not unheard of, however, especially among infertile pairings.

A few flesh wounds won't stop you.

Beat the Odds (Human, Tier 1) – Perk: When you are wounded, you gain a $\uparrow 3$ to saves.

"You're... still alive? How is this possible?"

Bounce Back (Human, Tier 1) – Free: Make a save against one ongoing effect. You are dazed until your next turn ends.

HUMAN

Average Height: 5'1" to 6'4"

Average Weight: 100 to 225lbs

Creature Type: Medium Natural Humanoid Human

Favored Ability: Appeal

Skill Bonuses: +1 to any one basic skill

Movement Forms: 6 Ground

Senses & Traits: Normal vision, Prepared: +1 Action Point

Languages: Common

3 skills, 5 action point

Example Level 1 Human Character:

Crystal, Human Witch			Hero: Grade 3
Medium Natural Humanoid Human			XPV: 30
Composure Pool: 7 – Controller: ↓1 1 foe / turn			SR 6
Physical	Mental	Social	Speed: 6
Brawn 1,1	Genius 2,3	Appeal 2,0	Saves 7, ABCC
Dexterity 4,5	Savvy 3,0	Empathy 3,4	AP: 2
Captivate (<i>Mind P</i>) <i>Phantasm</i> ; ↓X dice: Roll vs Men. on a foe in X RIs. Impaired foes are distracted, save ends. Slide them 1 square.			
Blade Dance (<i>Swift P</i>) <i>Atk</i> ; Major, Blade Weapon: Roll vs Phy. on a foe in Melee. If you hit, you may shift 1.			
Fae Comfort (<i>Mind T2</i>) Maneuver: Heal yourself or an adj. ally X composure where X is your ranks in Mind.			
Deceive (<i>Mind T2</i>) Spend 6X Men. Edge: X targets struck confuse friends for foes and foes for friends, save ends.			
Adoring Throng (<i>Mind T3</i>) <i>Stance</i> ; Maneuver: Whenever a creature ends its turn next to you, as a free action you may deal X dmg to it. X is your ranks in Mind (3).			
Novice: Trickery (<i>Rituals T1</i>) Tabeya's Improved Sight (4), Invisibility Cloak (8)			
Mind ABCC (<i>Blood / turn: 3, Contract Bonus: ↑3</i>); Trickery ABCC , Swift ABCC (<i>Stunt Bonus: +AAA</i>); Athletics B, Craft AA, Customs ABC, Durability A, Intimidate A, Lore AA, Nature BC, Nimble AAAA, Precision AAAA, Shrewd AAA, Stealth ABCC, (Appeal AA, Savvy AAA); Normal vision, Prepared: +1 AP; Languages: Common			
Gear: Throng of Fae (Mind 2), Barefoot (Stealth 2), Tricks of the Fae (Trickery 2), Sabre (2pts) 1H Heavy Blade ↑1 Swift (Swift 2), Herbs (Nature 1), Fae Hints (Customs 1), 32gp			


*** Brawn: 1, Dexterity: 4, Genius: 2, Savvy: 3, Appeal: 2, Empathy: 3; Background Outcast; Skill Ranks: Customs 2, Shrewd 3, Stealth 2, Mind 3

Crystal is a witch doctor that uses living plants to channel life energy in order to heal patients. She lives near the center of the town of Derriston as a tenant of the Sunken Tankard.

In truth, Crystal uses Fae, spirits of the world that are faintly visible to the naked eye, found in all parts of nature. They are finicky little creatures, but they take life to give life, so she gives them living plants that they weaken in order to cure people.

A few years ago, she cured a painful malaise that was plaguing Idra, the lady who runs the inn. Idra has since asked Crystal to stay in the inn as thanks. What they do not tell anyone, including Idra's husband Ewen, is that Idra only wants Crystal there in order to keep curing her, as the only cure (a steady supply of live brickellbush, which she has only found in the nearby mountains) Crystal has found thus far lasts only two weeks.

Crystal's current Contract with the Fae is to use her rituals to search for and find a better cure for Idra's ailment.



Hyflind

Hyflind are also small beings, larger than Gnomes, but smaller than most Common Accord (see page 26). Hyflind love food, song, a warm hearth, and good company.

Personality: Hyflind are friendly, fun-loving individuals. They are happy to share a meal or a campsite with a fellow traveler, though they may keep a watchful eye on the stranger.

Relations: Hyflind tend to keep to themselves, though they usually have good trade relations with the Common Accord as Hyflind crops are delicious. They are enamored of Lyven and are fascinated by Lyven craftsmanship.

Hyflind Lands: Hyflind build with the landscape, it is one of the reasons why their crops are so good. They build their homes using deadwood, preferring to work with nature rather than against it.

Religion: Hyflind worship gods of the hearth, of harvests, and of abundance. They tend towards very social organized religions. Hyflind often worship Herulok or Eldar.

Names: Hyflind names are homey and jolly names. Some typical male first names are Febbit, Jollo, Ranner, Sumtum. Some female first names are Albina, Dessa, Jenna, Marina. Some last names are Brandynob, Goldbark, Longtoes, Proudfoot, Summerleaf, Swiftfeet.

Adventures: Hyflind are homebodies and tend to not leave their hometowns unless in dire circumstances.

Average Starting Age: 32-46. Hyflind younger than this are still children and too dependent on the community. Hyflind older than this are far too entrenched in their ways to easily be convinced to go off gallivanting across the countryside. This is the prime age to wheedle a Hyflind into going on a grand adventure.

Gender and Family: Hyflind are all about building community, so acceptance of a variety of gender partnering and quantity is encouraged, though Hyflind partners still tend to be in pairs. Hyflind communities are wonderful places to raise children, as they are looked after by the whole community, though each child has one family that is considered responsible for them.

There are no Hyflind orphans, as orphaned children are immediately taken in by another family in the community, even so far as to take in children from other communities or species who are orphaned. It is not uncommon for Hyflind to take in a Fae-kin child.

You take advantage of your foe's distraction to slip between its feet.

Slip Through Cracks (Hyflind. Tier 1) – Movement; Free, You hit an adjacent creature with your previous action: Shift one square.

Example Level 1 Hyflind Character:

Paka, Hyflind Monk			Hero: Grade 3
Small Natural Humanoid Hyflind			XPV: 30
Composure Pool: 7 – Controller: ↓1 1 foe / turn			SR 6
Physical	Mental	Social	Speed: 6
Brawn 2,2	Genius 2,4	Appeal 3,1	Saves 7, ABCC
Dexterity 4,5	Savvy 4,5	Empathy 2,2	AP: 1
Sweep (Unarmed P) Crushing, Atk; Major: Roll vs Phy. on a foe in Melee.			
Spend 2 Edge: Impaired foes are slid 1 and knocked prone.			
Stone Fist (Unarmed T3) Crushing, Atk; Full, Weapon, ↑5: Roll vs Phy. on a foe in Melee.			
Trick Opening (Unarmed T6) Free: Until your next turn, if a foe would hit you with a melee attack, swap places with another adj. foe of your size. If you do, the attack targets them instead.			
Monkey Grip (Unarmed T5) Atk, Stance, Grapple; Full: Roll vs Phy. on a foe in Melee your size or smaller. Success deals dmg, you start this stance. The enemy is dazed, immobilized, and takes ongoing dmg 1, save ends.			

The bigger they come, the easier to hide under.

Giantkiller (Hyflind. Tier 1) – Stance; Free x2: You suffer no penalty for occupying a square occupied by a creature larger than you. Creatures larger than you have ↓2 when attacking you.

HYFLIND, CITY

Average Height: 3'0" to 3'9"

Average Weight: 25 to 60lbs

Creature Type: Small Natural Humanoid Hyflind

Favored Ability: Savvy

Skill Bonuses: +1 to Entertain, Stealth, and Trickery

Movement Forms: 6 Ground

Senses & Traits: Normal Vision, Voracious

Languages: Common

5 skills, 2 speed, 1 Voracious

Physical Description: City Hyflind look like short Humans with pointed ears. Their arms and legs are very hairy, though the hair can often be soft and light. They cannot grow full beards like Dweor, the best they can manage is a long goatee. Their eyes are large and usually blue or brown.

HYFLIND, MEADOW

Average Height: 3'0" to 3'9"

Average Weight: 28 to 70lbs

Creature Type: Small Natural Humanoid Hyflind

Favored Ability: Empathy

Skill Bonuses: +1 to Customs, Perception, and Precision

Movement Forms: 6 Ground

Senses & Traits: Normal Vision, Voracious

Languages: Common

5 skills, 2 speed, 1 Voracious

Physical Description: Meadow Hyflind are a bit less slick than their city-dwelling cousins, but have a warmer demeanor. Their hair tends to be a bit bushier and brighter in color. Their facial hair tends to also be bushy as well.

Whirling Throw (Unarmed T4) Spend 6+X Martial Edge: One affected foe is pushed X squares and knocked prone. Roll vs Phy. against creatures adj. to you and squares the target travels through. Success deals half dmg and Impaired foes are knocked prone.

Unarmed ABCC (Stunt Bonus: +AAA); Athletics AC, Charm A, Craft AB, Customs AB, Durability AA, Entertain AAB, Intimidate AA, Leadership A, Lore AA, Nature CC, Nimble AAB, Perception ABCC, Precision AAAA, Shrewd AA, Stealth AAAB, Tactics AAAA, Trickery AB, Vigilance AAAA; Normal Vision, Voracious; Languages: Common

Gear: Style Mantis (2pts): **Technique 2H +1 Edge** (Unarmed 2), Sharp Ears (Perception 2), Collection of Herbs (Nature 2), Travel Book (Customs 1), Support Belt (Athletics 1), 48gp

*** Brawn: 2, Dexterity: 4, Genius: 2, Savvy: 4, Appeal: 1, Empathy: 2; Background Acrobat; Skill Ranks: Craft 1, Nature 2, Perception 3, Unarmed 3

Paka studied at a temple in the southern province. studies centered around self-control, self-awareness, and perfecting her connection between her body and mind. Mora, the Derriston town warden, also trained with her. She considers Mora a good friend.

Paka's sister Tananda also studied at the same temple and their fighting styles compliment one another's.

Karablan

Karablan are Humanoids with dragon traits. Their appearance varies depending on how much dragon heritage they have.

Half and quarter blood Karablan have very obvious physical differences, as well as many abilities and attributes of their dragon ancestors. Eighth blood Karablan will have some physical traits of the dragon as well as some attributes. Sixteenth blood and less tend to just have a few attributes.

All Karablan that know their heritage can become more dragonlike by purchasing species talents as they encourage their dragon blood to manifest itself more strongly. Most Karablan are the result of pairings with Humans, the base heights and weights shown here reflect that. Depending on how much dragon blood a particular Karablan has, they will manifest differing number of traits.

Personality: Karablan tend to take on personality traits of the dragon types they are descended from. Flame dragon Karablan will tend to want to fight for the sake of fighting. Iceflame dragon Karablan will tend to be very antisocial. All Karablan have a great fondness for treasure.

Relations: Karablan were once seen as outsiders, but they have gained acceptance in most societies. Some prejudice remains, however, by those who feel Karablan represent a danger to their way of life.

Karablan Lands: Karablan have no lands of their own. They may find solace with their parent dragon or Humanoid (if they know them), but generally half or quarter bloods will not have a place in society. Eighth bloods might find acceptance, while sixteenth bloods and less should generally have little trouble blending into Humanoid society.

Religion: Karablan have no society of their own, but may find themselves worshiping a god of dragons or a god of strength or magic. Kala, Eryn, and Norokk are popular choices.

Names: The names for Karablan are either based on their dragon heritage, their Humanoid heritage, or a mix of the two.

Adventures: Karablan adventure for treasure (*it is in their blood, they can't help it*) or to find a place in the world for themselves. Sometimes a Karablan may adventure to find out more about his heritage or to explore his heritage through growing his dragon-like abilities.

Average Starting Age: 16-20. Karablan reach maturity about the same time as Humans, but become restless in their late adolescence.

Gender and Family: Some dragons are fond of taking Humanoid form to mingle with other species. The Karablan are literal descendants of a dragon and Humanoid pairing. Karablan pairings with other dragons or other Karablan are always infertile. Karablan must pair with other Humanoid races if they wish to parent children or else they must resort to difficult fertility magic.

As reptiles, gender is a choice for them. Karablan and their Dragon ancestors have learned how to influence their maturation process. Dragon families tend to be small, of 2 or 3 individuals at most. A Karablan may be raised by both parents or only one.

A cloud of acid emits from your mouth, corroding your foes.

Acid Breath (Dragon. Tier 1) – Acid, Attack; Full, $\downarrow 3X$ dice: Roll vs Physical on foes in Melee X+2. X of the damage is ongoing, save ends.

**** $\rightarrow (4)(1) + (0.25)(2-C86) + (0.25)(C86-0.77)(C86)^3$

You spew flames from your mouth, setting the ground and your foes ablaze

Flame Breath (Dragon. Tier 1) – Fire, Attack; Full, $\downarrow 2X$ dice: Roll vs Physical on foes in an Area X+4. 2X of the damage is ongoing, save ends.

**** $\rightarrow (4)(1) + (0.25)(4-C85) + (0.25)(C85-0.77)(C85)^2$

Your breath chills your foes to the bone.

Frost Breath (Dragon. Tier 1) – Cold, Attack; Full, $\downarrow 2X$ dice: Roll vs Physical on foes in an Area X+3. Impaired foes are slowed 2X, until your next turn.

**** $\rightarrow (4)(1) + (0.25)(3-C84) + (0.5)(2-C84) - 0.77(C84)^2$

A lightning bolt erupts from your mouth, jolting your foes.

Lightning Breath (Dragon. Tier 1) – Lightning, Attack; Full, $\downarrow X$ dice: Roll vs Physical on foes in an adjacent line X+3. Impaired foes are dazed until your next turn ends.

**** $\rightarrow (4)(2)(1) + (0.125)(3-C87) - (C87)^0.77$



KARABLAN, HALF-BLOOD

Average Height: 7'6" to 8'4"

Average Weight: 460 to 640lbs

Creature Type: Large Draconic Humanoid (Base Species)

Favored Ability: Savvy

Skill Bonuses: +1 to Durability and Lore

Movement Forms: 6 Ground

Senses & Traits: Infravision, Wings 2, and 2 of the following: Weapon (Tail, Horns, or Claws)

Languages: Common, Dragon

1 language, 3 skills, 2 infravision, 2 wings, 2 natural weap, -2 speed

Physical Description: Half-Dragon Karablan are scaled all over (always matching the color of the parent dragon type), have claws, wings (8 to 14 foot wingspan) and a long tail (4 to 7 feet long), spines and very reptilian facial features, dragonish eyes, and will usually have horns. They are usually hairless.

KARABLAN, QUARTER-BLOOD

Average Height: 5'11" to 7'0"

Average Weight: 215 to 365lbs

Creature Type: Medium Draconic Humanoid (Base Species)

Favored Ability: Savvy

Skill Bonuses: +1 to Durability and Lore

Movement Forms: 6 Ground

Senses & Traits: Infravision and 2 of the following: Weapon (Tail, Horns, or Claws), or Wings 1

Languages: Common, Dragon

1 language, 3 skills, 2 infravision, 2 things that equal 1

Physical Description: Quarter blood Karablan will have a tail (3 to 6 feet long) and smooth scales all over their body and have very reptilian facial features as well as dragon eyes. They have either (choose one) wings (a 7 to 12 foot wingspan), horns, or claws. They usually have most the same hair as the Humanoid parentage.

KARABLAN, EIGHTH-BLOOD & LESS

Average Height: 5'5" to 6'4"

Average Weight: 140 to 230lbs

Creature Type: Medium Draconic Humanoid (Base Species)

Favored Ability: Savvy

Skill Bonuses: +1 to Durability, Lore, and Nimble

Movement Forms: 6 Ground

Senses & Traits: Infravision

Languages: Common, Dragon

1 language, 5 skills, 2 infravision

Physical Description: Eighth blood Karablan will have far more Humanoid features, tinted skin and patches of scales where rough skin would normally be, and one or more of the following things: a small (less than a foot long) tail, tiny (one inch) horns, small claws, wing stumps, and/or dragon eyes.

Sixteenth blood and less Karablan will not have any obvious dragonish features at all, but will likely have sharp facial features, skin that is lightly tinted the shade of their dragon heritage, and slightly thinner body hair.

Example Level 1 Quarter Karablan Character:

Mora, Warden			Hero: Grade 3
Medium Draconic Humanoid (Humanoid)			XPV: 30
Composure Pool: 10 – Defender: taunt 1 foe / turn			SR 6
Physical	Mental	Social	Speed: 6
Brawn 4,5	Genius 3,4	Appeal 3,3	Saves 6, ABCC
Dexterity 2,2	Savvy 2,0	Empathy 2,0	AP: 1
Guard Strike (<i>Stalwart P</i>) <i>Atk</i> ; Major, Weapon: An ally adj. to you gains +1 to defenses for one turn. Roll vs Phy. on a foe in Melee.			
Clear The Field (<i>Stalwart T2</i>) Spend 3 Heavy Weapon or Two-Handed Edge. Impaired foes are knocked prone.			
Furious Arc (<i>Stalwart T3</i>) <i>Modifier</i> ; ↓1 Stalwart or Two-handed dice: The attack targets an Area 2 or Line 3.			
Fury (<i>Stalwart T1</i>) <i>Stance, Agile</i> ; Maneuver: Enemies within Melee 3 have a -1 penalty to defenses.			
Long Tail (<i>Natural Weapon Tail T1</i>) Perk: You have no downgrade penalty for using your tail at reach +1.			
Stalwart ABCC (<i>Stunt Bonus: +AAA</i>); Athletics ABCC, Charm AAA, Craft AAA, Durability ABBB, Entertain AAA, Intimidate AAAB, Leadership ABC, Lore ACC, Nature AAA, Nimble AC, Precision A, Stealth A, (Empathy, Savvy AA); Infravision, Weapon (Tail and Claws); Languages: Common, Dragon			
Gear: Style Snake (2pts): Technique 1H (Stalwart 2), Style Bear (2pts): Technique 2H Damage +1 Slow 1 (Stalwart 2), Style, Crane (2pts): Technique 2H Reach +1 Slow 2 (Stalwart 2), Bracers (Athletics 2), Book of Lore (Lore 2), Light Clothes (Nimble 1), Neat Uniform (Leadership 1), 16gp			

*** Brawn: 4, Dexterity: 1, Genius: 3, Savvy: 2, Appeal: 3, Empathy: 2; Background Guard; Skill Ranks: Athletics 3, Lore 1, Nimble 2, Stalwart 3



Mora was raised by a frostflame dragon named Certaldiventise (whom she called uncle Cert). When she was very young, Cert was killed by poachers bearing a black claw symbol on their foreheads.

Pursuing the poachers led her to Telvad of the Plains where she lost their trail entirely. She was taken in by local monks who soon discovered her aptitude for hand to hand combat and sent her for proper training in the southern province.

She trained with Paka at the temple there and took a job as warden of Derriston. Mora commands the town militia. Paka happily joined her a few years later as the town's priestess.



Lyven

Lyven are the eldest species. Long-lived and graceful, their arts and culture are elegantly refined. Most other species call them Elves, and the Lyven don't generally bother correcting them.

Personality: Lyven are long lived patient folk. They are polite and gentle people. Some might call them extravagant or even arrogant.

Relations: Lyven get along well with most species, though they are particularly fond of Hyflind, who seem to share their affinity for natural beauty. They are not generally fond of Dweor mining habits, though Dweorn mines are nothing compared to the strip mining that most orcs employ.

Lyven Lands: Lyven prefer to integrate their culture and civilization into the untamed wilds. Their homes are often made of living plants, or built in a way to encourage the growth of natural plant matter. They are part of the wild.

Religion: The Lyven revere nature and animals, so often will worship the gods of those things. They tend not to have very structured religion, but rather prefer solitary or paired study and learning.

Names: Lyven names are lyrical and pleasant. Some example male Lyven first names are Berian, Lelldian, Soraio. Some example female Lyven first names are Aiuna, Eliarra, Leyellin. Some example Lyven last names are Eilo'ea, Dey'eldeia, Fel'arian.

Adventures: Lyven quest to mend the world, they are frequently a force for good. An able Lyven who sees a need will embark on adventure to right that wrong.

Average Starting Age: 120-150. Lyven start looking beyond their community for causes to aid in order to complete the Lyven training in their chosen profession.

Gender and Family: Lyven do not have gender in their culture or language, but some in mixed species environments have found they have preferences how their gender is regarded in other cultures. Lyven tend to desire to be with others who are more like themselves, so will often pair with another Lyven who shares the same preferences. Lyven will pair for as long as they share enough similarities to enjoy each other's company. This can be for their entire lives, or only for a few short decades.

Lyven can produce offspring from any pairing and can only reproduce intentionally. When Lyven have children, usually they are raised by the community, much like the Eumykin they often associate with. However, Lyven children must be cared for from birth, so they will usually stay with their birth parents most of the first 100 years.

LYVEN, DESERT

Average Height: 5'7" to 6'4"

Average Weight: 130 to 195lbs

Creature Type: Medium Natural Humanoid Lyven

Favored Ability: Empathy

Skill Bonuses: +1 to Charm, Nature, and Precision

Movement Forms: 6 Ground

Senses & Traits: Normal Vision, Fast 2

Languages: Common, Lyven

1 language, 5 skills, 2 Fast

Physical Description: Desert Lyven are nomadic peoples of the sands and rocky expanses. Long legs and sturdy limbs make them fast. Their ears tend to be longer and more swept than the pointed ears of other Lyven species. They are lean and strong willed, having eked out a living in the desert in harsh conditions where there is little sustenance.



The steady beat of your footsteps allows your allies to keep pace with you.

Dune Dance (Desert Lyven. Tier 1) – Stance, Agile; Maneuver: When you use a Basic Movement action, each ally you are adjacent to during that movement may move one square as a free action.

LYVEN, FOREST

Average Height: 4'7" to 5'4"

Average Weight: 70 to 115lbs

Creature Type: Medium Natural Humanoid Lyven

Favored Ability: Savvy

Skill Bonuses: +1 to Nature, Nimble, and Shrewd

Movement Forms: 6 Ground

Senses & Traits: Infravision

Languages: Common, Lyven

1 language, 5 skills, 2 infravision

Physical Description: Forest Lyven are primal Lyven of the woods. They are short in stature compared to other Lyven, but their courage and resourcefulness cannot be denied. They build homes in the trees using wood that is already dead and have great reverence for nature, even for Lyven. Forest Lyven have a great affinity for animals and plants of all kinds.



You focus on a foe, making it an easy target.

Seeker's Mark (Forest Lyven. Tier 1) – Stance; Maneuver, Choose a foe you see: You gain ↑1 on rolls to attack that target. If you are within Dexterity squares of the target, you gain an additional ↑1. You must restart the stance to change targets.

LYVEN, Highborn

Average Height: 5'5" to 6'2"

Average Weight: 115 to 180lbs

Creature Type: Medium Natural Humanoid Lyven

Favored Ability: Genius

Skill Bonuses: +1 to Customs, Entertain, and Lore

Movement Forms: 6 Ground

Senses & Traits: Infravision

Languages: Common, Lyven

1 language, 5 skills, 2 infravision

Physical Description: Highborn Lyven are studious and noble, with striking features and delicate hands. Highborn Lyven are usually the Lyven seen in more refined cities. They are more social, as Lyven go. They sometimes work with non-Lyven societies in an effort to let others benefit from the Lyven ways. Highborn Lyven have shorter ears, more like a Human's, and are very slender.

Your mental discipline gives you the focus to make incisive strikes.

Scholar (Highborn Lyven. Tier 1) – *Stance, Agile*; Maneuver: your Arcane, Elemental, Tactics, and Customs gain Puncture 1 and ↑1.



LYVEN, Shadow

Average Height: 4'7" to 5'4"

Average Weight: 75 to 110lbs

Creature Type: Medium Natural Humanoid Lyven

Favored Ability: Savvy

Skill Bonuses: +1 to Death (Shadow), Nature, and Shrewd

Movement Forms: 6 Ground

Senses & Traits: Darkvision

Languages: Common, Lyven

1 language, 3 skills, 2 infravision, 2 shadow

Physical Description: Shadow Lyven are Lyven of the deep places. Their nearest analog among the surface Lyven is the wood Lyven, and they share many physical characteristics including the medium length (about 4 inches) ear shapes and slightly less slender builds (for a Lyven). Shadow Lyven naturally can control Shadow, so have a rank in Death and automatically get the Shadow's Grasp talent (they do not choose their Prime Death talent).

Your well-tuned vision can pierce the darkness even in light.

Greater Darkvision (Shadow Lyven. Tier 1) – Perk: You can use Darkvision even when there is a light brighter than Soft in view.

Example Level 1 Lyven Character:

Zaran, Lyven Shadowmage

Hero: Grade 3

Medium Natural Humanoid Lyven

XPV: 30

Composure Pool: 7 – Striker: +1 damage on a hit / turn

SR 6

Physical

Mental

Social

Speed: 6

Brawn 2,0

Genius 2,1

Appeal 3,0

Saves 6, ABCC

Dexterity 3,5

Savvy 4,5

Empathy 2,2

AP: 1

Shadow's Grasp (Death P) *Fear, Shadow, Atk*; Major, ↓X dice: Roll vs Phy. on a foe in Melee X+2. Impaired targets are pulled X+1.

Soul Drain (Death T3) *Healing, Atk*; Major, You were adj. to the target your previous turn, the target is staggered, immobilized, or defeated: Roll vs Phy. If you deal Phy. wounds, you heal half that many Phy. wounds, to a max of your ranks in Death (3).

Shadow Teleport (Death T4) Maneuver: Teleport to a square adj. to a foe you hit with a Death attack your previous action.

Mind Fog (Death T4) Spend 3 Death Edge: Impaired foes are dazed and weakened, save ends.

Warlock's Welcome (Death T5) *Stance, Healing*; Maneuver: When a foe moves or shifts to a square adj. to you, they take 1 physical dmg and you heal 1 physical composure.

Death ABCC (Blood / turn: 3, Contract Bonus: ↑3); Craft AA, Customs A, Lore AA, Nature AB, Nimble AAB, Perception ABCC, Precision AAA, Shrewd B, Stealth BCC, Tactics AAAAA, Trickery AC, Vigilance AABC, (Appeal AAA, Brawn AA); Darkvision; Languages: Common, Elven

Gear: Shadowy (Death 2), Sharp Senses (Perception 2), Soft Shoes (Stealth 2), Handy Bag of Tricks (Vigilance 1, Trickery 1), 48gp

*** Brawn: 2, Dexterity: 3, Genius: 2, Savvy: 4, Appeal: 3, Empathy: 1; Background Assassin; Skill Ranks: Perception 3, Stealth 1, Vigilance 2, Death 3

Zaran was thrown out of his community when it was discovered he had made a Bond with Shadow. While Shadow is a part of Shadow Lyven culture, Supernatural magic is frowned upon.

Zaran has since kept his Bond secretive, only turning to Blood in the most dire of circumstances. This however has led Zaran to a fairly solitary life. He currently lives in Siathu and makes a living as a mercenary, doing "work" for the right amount of coin. He has begun to make a bit of a name for himself.

Orc

Orcs are a species of greenskinned Humanoids said to be created from a mingling of goblins and trolls. They are larger than their goblin cousins, but did not gain trollish regeneration traits.

Orcs invented industry. Orcs are each dedicated to a single job to the exclusion of all others. Their societies are exceedingly efficient and well-designed. Orcs rarely have individual ego, but rather a loyalty to their community or clan.

The great Orc city of Grunnuk fell only 6 years ago. They refer to this as The Falling. Those who were there say that a great crack grew in the center of the city, and building by building, block by block, the city just crumbled downwards into a vast abyss beneath the world. The few inhabitants that survived were clinging to the ceiling or able to fly or teleport away. It is a horrible tragedy still fresh on the minds of orcs and the cause is still not well understood yet.

Personality: Since their creation, they have proven to be a very industrious, building vast underground cities.

Orcs like to focus on getting good at specific things and mastering them for the common good.

Relations: The Orcs have had enmity with the Common Accord (see page 26) in the past due to each having the encroached on territory of the other in the past, resulting in wars over space and resources. This is in the past, and the Orcs recently have joined the Common Accord.

Many other species in the Common Accord are still getting used to this, so most Orcs have not made a lot of effort towards integrating into society. However, many Orc who were affected by The Falling have missed the city, and have formed communities in other large cities. Siathu has a particularly large Orc community.

Orcish Lands: More recently since the War Without Gods and the destruction of their capital city of Grunnuk, the Orcs have become part of the Common Accord accord. Orcs still have their own clan lands both under and above ground.

Religion: Orc are often fans of Eryn, Herulok, or Mereth.

Names: Orcs have messy names. Onglok, Heglirn, Lazogh, Wurgnol, Olug, Angrob, Lump, Umog, and so forth. They just really like the letter G.

Example Level 1 Orc Character:

Umog, Orcish Force Mage			Hero: Grade 3
Medium Unnatural Humanoid Goblinoid			XPV: 30
Composure Pool: 7 – Striker: +1 damage on a hit / turn			SR 6
Physical	Mental	Social	Speed: 6
Brawn 3,3	Genius 3,4	Appeal 2,0	Saves 6, ABCC
Dexterity 3,0	Savvy 2,1	Empathy 4,5	AP: 1
Force Burst (Evocation P) Force, Crushing or Slicing, Atk; Major, ↓X dice: Roll vs Phy. on an Area X+2.			
Rebuke (Spirit P) Quip, Chastisement; Major, Vocal, ↓X dice: Roll vs Soc. on a foe in X+1 RIs. Impaired foes are weakened for one turn.			
Endless Summons (Spirit T3) Quell; Spend 1+X Edge: Impaired foes are pulled X, save ends.			
Anchor (Evocation T2) Force; Spend 7 Evocation Edge: Impaired foes are immobilized, save ends.			
Direct Healing (Spirit T2) Healing; Maneuver, Engage X dice UYNTE: Heal an ally in 1 RI X composure. X cannot be more than 3.			
Delayed Casting (Evocation T3) Stance; Maneuver: An orb appears in your hand. You may spend orbs on any Evocation roll. If you do, this stance ends and gain ↑X where X is the orbs spent. Free, You have fewer orbs than Evocation ranks (3): Add an orb.			

Adventures: Orcs adventure out of industriousness or not feeling like they fit into their particular clan.

Average Starting Age: 17-65 or so. Orcs grow up fast, but tend not to leave their community unless something significant changes in their life to cause them to leave.

Gender and Family: The Orcish culture has no pronouns. Instead, they use their personal names. The term they use for a non-specific person sounds suspiciously like a haughty Highborn Lyven saying the Human name “Clarence” in Common.

The societal norm for Orc pairings is same gender. Since orcs are born 3 to 8 at a time and Orc society prizes jobs and dedication to specific tasks, an Orc community will have only a few offspring-producing pairings, usually their best and cleverest. These pairings are dedicated to that task and leading the community, while the other Orcs in the community come to bring food and other necessities to the home.

Orcish family homes, therefore, tend to be loud and busy and full of children of many ages with members of the community visiting constantly. Orc parents take no guff, and the older children and community at large help enforce the rule of the parents.

Orc

Average Height: 5'5" to 6'7"

Average Weight: 150 to 325lbs

Creature Type: Medium Unnatural Humanoid Goblinoid

Favored Ability: Savvy

Skill Bonuses: +1 to Athletics, Durability, and Tactics

Movement Forms: 6 Ground

Senses & Traits: Infravision

Languages: Common, Goblin

1 language, 5 skills, 2 infravision

Orcs are terribly resourceful, overcoming the most dire of circumstances.

Perseverance (Orc. Tier 1) – Stance; Maneuver: When you are unwounded, you gain a ↑2 to melee attack rolls. When you are wounded, you gain +1 success to all attack rolls that succeed.

Evocation ABCC (Experiment Total: 3E, Max Component: ↑3), **Spirit ABCC** (Max Favor: ↑6, Max Retribution: 3C); Athletics ABC, Craft ABC, Durability B, Intimidate A, Lore BBC, Nature AAB, Perception AA, Tactics AB, Vigilance AA, (Appeal AA, Dexterity AAA, Empathy AAAA); Infravision; Languages: Common, Orcish

Gear: Quartz Staff (Evocation 2), Blue-white Shield (Spirit 2), Support Belt (Athletics 2), Book of Lore (Lore 1), Multitool (Craft 1), 48gp

*** Brawn: 1, Dexterity: 3, Genius: 3, Savvy: 2, Appeal: 2, Empathy: 4; Background Mystic; Skill Ranks: Athletics 2, Lore 1, Evocation 3, Spirit 3

Six years ago, Umog's home was near the edge of the city of Grunnuk when the crumbling began. Umog was on the roof and saw as the city began to fall into the abyss. Umog still remembers the screams. Umog was able to spare Umogself and Umog's partner by using Anchor to cling to a stalactite near their home. The two of them were able to climb to roads heading surfaceside.

They made their own home in the wilderness north of Davin's Bay and other Orc joined them and created a small community.

Umog's partner perished in a hunting accident recently. This made home no longer feel like home for Umog, so Umog has left, seeking some other fulfillment in Umog's life.

Treefolk

Treefolk are sentient and often ancient Humanoid trees.

Personality: Treefolk vary by sub-species.

Physical Description: Treefolk look like trees when holding still. Their legs are trunks that can meld into a single trunk, their arms branches with twigs for fingers. They vary in size greatly as well.

Treefolk do not eat food, but sustain themselves as trees do. Every day they put roots down to feed, usually for about 6 to 8 hours. They can talk and do things, but are otherwise immobilized. Treefolk can go up to a week without feeding, but must feed an additional 4 hours for each day of feeding missed in order to catch up.

Relations: Treefolk have great relations with forest Lyven and Eumykin, who have had trade relations with them for centuries. They also get along quite well with more natural Fae-kin.

Treefolk Lands: Treefolk lands are all forests. Any given tree could be a Treefolk just taking a break. It's impossible to tell.

Religion: Treefolk are often followers of Tariana.

Names: Treefolk have wooden names. Balduk, Kandbel, Dunlabe, Haldux, Fengan, and so forth.

Adventures: Treefolk sometimes adventure to stretch their roots.

Average Starting Age: 50-4500 or so. Some Treefolk take their time before deciding to pick up their roots.

Gender and Family: Most Treefolk reproduce asexually, having both pistils and stamens, though some lack one or the other and are male or female. As Treefolk are very closely related to trees, some Treefolk offspring are simply trees.

Treefolk do not create families, but instead create groves. Pollen is exchanged and seeds are carefully planted. Some Treefolk will stay to cultivate their offspring, though even then it is more like checking in every once in a while.

Flexible is an understatement.

Supple Bark (Treefolk, Tier 1) – Transformation; Full x(10X): Gain or lose up to X feet in height. You cannot become smaller than 2'6", or taller than 15'.

Yes, you can use this multiple times in a row to change your height. Height changes using this talent are permanent. Using an action point with this reduces it to a full action, no matter how many feet you are attempting to gain or lose.

TREEFOLK, APPLE

Average Height: 5'11" to 14'4"

Average Weight: 970 to 5815lbs

Creature Type: Medium or Large Natural Humanoid Treefolk

Favored Ability: Appeal

Skill Bonuses: +1 to Charm, and Earth

Movement Forms: 6 (medium) or 7 (large) Ground

Senses & Traits: Normal Vision, Invulnerable (Poison, Water), Resist (Crushing 2), Vulnerable (Fire, Slashing) 2, Treeshift to Apple tree as Full x2 action

Languages: Common, Plant

1 language, +3 skills, +2 Res Crush, +4 Vuln Fire/Slashing, +4 Invuln Poison/Water, +2 Treeshift

Apple Treefolk are jovial and usually kind to smaller creatures. They are the least tough of the Treefolk, but are a bit faster.

TREEFOLK, CHERRY

Average Height: 7'10" to 14'4"

Average Weight: 1100 to 4375lbs

Creature Type: Large Natural Humanoid Treefolk

Favored Ability: Empathy

Skill Bonuses: +1 to Air and Craft

Movement Forms: 7 Ground

Senses & Traits: Normal Vision, Invulnerable (Water, Sonic), Resist (Crushing 2), Vulnerable (Fire, Slashing) 2, Treeshift to Oak tree as Full x2 action

Languages: Common, Plant

1 language, +3 skills, +2 Res Crush, +4 Vuln Fire/Slashing, +4 Invuln Water/Sonic, +2 Treeshift

The Cherry Treefolk are natural artisans. They are the only treefolk who instead of gaining an Earth skill rank gain Air instead.

TREEFOLK, OAK

Average Height: 3'10" to 14'4"

Average Weight: 207 to 8575lbs

Creature Type: Medium or Large Natural Humanoid Treefolk

Favored Ability: Brawn

Skill Bonuses: +1 to Durability and Earth

Movement Forms: 5 (medium) or 6 (large) Ground

Senses & Traits: Normal Vision, Invulnerable (Poison, Water, Sonic), Resist (Crushing 2), Vulnerable (Fire, Slashing) 2, Treeshift to Oak tree as Full x2 action

Languages: Common, Plant

1 language, +3 skills, +2 slow, +2 Res Crush, +4 Vuln Fire/Slashing, +6 Invuln Poison/Water/Sonic, +2 Treeshift

Oak Treefolk are incredibly sturdy and wide, and resistant to many things. Oak Treefolk tend to be very proud and stubborn.

TREEFOLK, PINE

Average Height: 3'0" to 14'4"

Average Weight: 76 to 3545lbs

Creature Type: Medium or Large Natural Humanoid Treefolk

Favored Ability: Genius

Skill Bonuses: +1 to Earth and Lore

Movement Forms: 5 (medium) or 6 (large) Ground

Senses & Traits: Normal Vision, Invulnerable (Cold, Water, Wind), Resist (Crushing 1), Vulnerable (Fire, Slashing) 2, Skinny 1, Treeshift to Pine tree as Full x2 action

Languages: Common, Plant

1 language, +3 skills, +2 slow, +1 Res Crush, +4 Vuln Fire/Slashing, +6 Invuln Cold/Water/Wind, +2 Treeshift, 1 Skinny

Pine Treefolk are very patient and calm. They are the lorekeepers of the Treefolk, writing layers of knowledge into their own bark.

Other Species

Near the end of the book are several monster species as well. If your Guide allows, you can play as any of those species listed in monsters section of the species table, but with a starting Social Rank of 4, since you are not one of the Common Accord (see page 26).


Note those species do not necessarily have all the perks of the Common Accord (such as species-specific talents to choose from).

Playing as one of those species does not necessarily mean your character is inherently evil or uncivilized, indeed, nothing in this book will tell you that any single species is inherently evil or good. However, your lower social rank represents the fact that the Common Accord have a stigma against your species and consider it a “less civilized” species. Indeed, not only the Common Accord, but other species also see you as not going with established norms, thus your social rank is lower with them as well.

Mixed Heritage / Other Species

Sometimes unusual pairings occur, mixing species that rarely intermingle. One way to handle this is to choose a dominant species and treat your character as if they are that species for the most part, but modify height and weight accordingly.

This may not give you the effect you wish to create (such as the wolfskin/Karablan mix seen here), so we offer an alternative



method. Instead of choosing a species normally, such characters can be built using the making new species rules in the using the Customization chapter (see Making Custom Species, page 173). For example, you might want to create a half-Lyven, half-Human. A simple way to do this is to give the character the species traits of the

Lyven parent type, but treat the character as Human for the purposes of talent prerequisites.

A wood Lyven / shadow Lyven hybrid might have all the traits of the wood Lyven, but have the darkvision of the shadow Lyven instead of the infravision of the wood Lyven (since both Vision Senses cost the same number of species points). Hybrids of two Common Accord are considered Common Accord, though they may face discrimination, usually from their own heritage, just not the Common Accord itself.

Alternate Cultural Heritage

Your character may have been raised by a species of a different cultural heritage than that of your own species. If you have a base secondary language inherent to your species, you may exchange that for the language inherent to the cultural heritage you were raised in. Additionally, you may change any number of skill bonuses from your base species to skill bonuses from the species that raised you.

If your base species has only one language, you will have to purchase the other language separately (see Customs (Empathy), page 94). Similarly, if your family's species has more skill bonuses than your base species, you can only swap out the skill bonuses that are part of your base species. You cannot gain additional cultural skill ranks this way.

Example Level 1 Other Species Character:

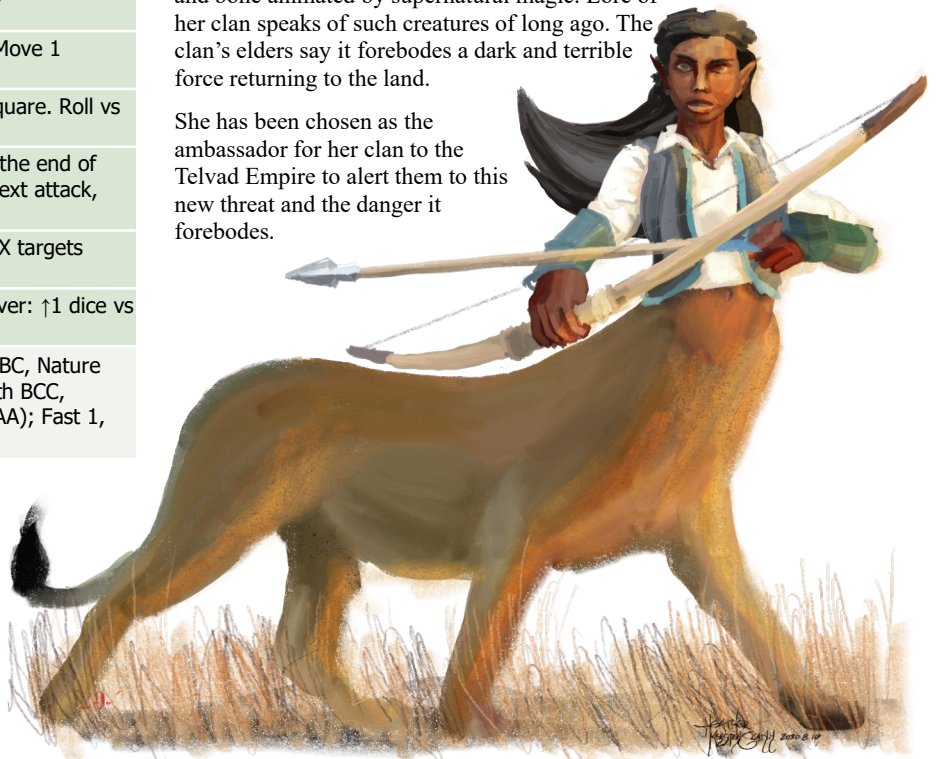
Alauna, Leonen Hunter			Hero: Grade 3
Medium Magical Beast (Leonen)			XPV: 30
Composure Pool: 7 – Striker: +1 damage on a hit / turn			SR 5
Physical	Mental	Social	Speed: 6
Brawn 2,0	Genius 3,3	Appeal 4,5	Saves 6, ABCC
Dexterity 3,5	Savvy 3,2	Empathy 2,0	AP: 1
Hunter Shot (Hunter P) Atk; Major, Ranged Weapon, ↓X dice: Roll vs Phy. on a foe in X+2 RIs.			
Hunter Strike (Hunter P) Atk; Major, Melee Weapon: Move 1 square. Roll vs Phy. on a foe in Melee.			
Rain of Pain (Hunter T1) Atk; Full, Weapon: Move 1 square. Roll vs Phy. against an area 3 in 1 RI.			
Take Aim (Hunter T5) Atk; Full, Choose a target: Until the end of your next turn, you gain ↑X against the foe with your next attack, where X is Hunter Ranks.			
Pin Down (Hunter T4) Spend X Ranged Weapon crits: X targets struck are immobilized, save ends.			
Long Range Form (Hunter T3) Stance, Stable; Maneuver: ↑1 dice vs foes at 2 RIs and further. You are slowed 3.			
Hunter ABCC (Stunt Bonus: +AAA); Craft AAA, Lore ABC, Nature ABB, Nimble AAA, Perception AAC, Precision BCC, Stealth BCC, Tactics A, Vigilance A, (Appeal AAAA, Brawn, Empathy AA); Fast 1, Infravision, Natural Weapon (Claw); Languages: Cat			

Gear: Claymore (2pts) **2H Heavy Blade Hunter** ↑2 (Hunter 2), Leather Gloves (Precision 2), Soft Shoes (Stealth 2), Long Bow (2pt) **2H Heavy Bow Ranged Reload +1 damage Puncture 1** (Hunter 2), Skein of Lore (Lore 1), Keen Eye (Perception 1), 32gp

*** Brawn: 2, Dexterity: 3, Genius: 3, Savvy: 1, Appeal: 4, Empathy: 2; Background Hunter; Skill Ranks: Perception 1, Precision 3, Stealth 2, Hunter 3

Alauna is from far north of the Telvad Empire, part of a nomadic clan of Leonen roaming the temperate forests south of Eldar's Footstool. Recently her clan has been encountering golems of clay and bone animated by supernatural magic. Lore of her clan speaks of such creatures of long ago. The clan's elders say it forebodes a dark and terrible force returning to the land.

She has been chosen as the ambassador for her clan to the Telvad Empire to alert them to this new threat and the danger it forebodes.



BACKGROUND

Your background is what you have been involved with the majority of your life. Was your mother a blacksmith? Were you an apprentice hunter? Were you raised by bandits? Were your parents adventurers? These influences give you different starting skill ranks or perks.

Here are some potential backgrounds to consider:

Acrobat: +2 Entertain, +2 Nimble, +1 Athletics

Adventurer: +1 Athletics, +1 Customs, +1 Nimble, +1 Stealth, +1 Vigilance

Alchemist: +2 Craft, +1 Durability, +1 Lore, +1 Precision

Arbiter: +2 Shrewd, +2 Tactics, +1 Leadership

Archer: +2 Precision, +2 Stealth, +1 Nimble

Artist: +2 Craft, +1 Precision; Perk: +2 Artisan social ranks

Assassin: +2 Stealth, +2 Trickery, +1 Nimble

Athlete: +2 Athletics, +2 Durability, +1 Intimidate

Bandit: +2 Intimidate, +2 Stealth, +1 Vigilance

Barbarian: +2 Durability, +1 Intimidate, +1 Lore, +1 Vigilance

Bard: +2 Charm, +2 Entertain, +1 Perception

Blacksmith: +2 Craft, +2 Athletics, +1 Precision

Burglar: +2 Nimble, +2 Vigilance, +1 Stealth

Captain: +2 Perception, +1 Durability, +1 Shrewd, +1 Vigilance

Carpenter: +2 Athletics, +2 Lore, +1 Customs

Charlatan: +2 Charm, +2 Trickery, +1 Perception

Cleric: +2 Customs, +1 Lore; Perk: +2 Clergy social ranks

Collector: +2 Intimidate, +1 Charm, +1 Customs, +1 Durability

Counterfeiter: +2 Craft, +2 Trickery, +1 Shrewd

Dancer: +2 Athletics, +2 Nimble, +1 Charm

Druid: +2 Perception, +2 Nature, +1 Athletics

Engineer: +2 Precision, +2 Lore, +1 Craft

Entertainer: +2 Charm, +2 Entertain, +1 Leadership

Explorer: +2 Nimble, +2 Lore, +1 Nature

Falconer: +2 Intimidation, +2 Nature, +1 Athletics

Farmer: +2 Athletics, +2 Nature, +1 Craft

Fisher: +2 Nature, +2 Vigilance, +1 Stealth

Gamekeeper: +2 Nature, +2 Stealth, +1 Customs

Gladiator: +2 Athletics, +2 Tactics, +1 Entertain

Gripter: +2 Leadership, +2 Trickery, +1 Entertain

Guard: +2 Durability, +2 Leadership, +1 Intimidate

Hunter: +2 Perception, +1 Lore, +1 Nature, +1 Stealth

Innkeeper: +2 Entertain, +2 Intimidate, +1 Shrewd

Juggler: +2 Precision, +2 Entertain, +1 Perception

Knight: +2 Customs, +2 Durability, +1 Athletics

Locksmith: +2 Craft, +2 Precision, +1 Perception

Mage: +2 Craft, +2 Lore, +1 Nature

Marshal: +2 Leadership, +2 Tactics, +1 Shrewd

Mason: +2 Precision, +1 Athletics, +1 Craft, +1 Lore

Mayor: +2 Leadership, +1 Tactics; Perk: +2 Government social ranks

Merchant: +2 Shrewd, +1 Leadership; Perk: +2 Merchant social ranks

Minstrel: +2 Customs, +1 Entertain, +1 Lore, +1 Nimble

Ninja: +2 Stealth, +2 Nimble, +1 Perception

Noble: +1 Customs; Perk: +4 Nobility social ranks

Officer: +2 Vigilance, +1 Customs, +1 Leadership, +1 Tactics

Oracle: +2 Perception, +2 Vigilance, +1 Tactics

Outcast: +2 Nature, +1 Athletics, +1 Trickery, +1 Stealth

Outlaw: +2 Intimidate, +2 Tactics, +1 Stealth

Peddler: +2 Entertain, +2 Shrewd, +1 Charm

Physician: +2 Nature, +2 Leadership, +1 Craft

Pirate: +2 Intimidate, +2 Trickery, +1 Shrewd

Poet: +2 Craft, +1 Charm, +1 Customs, +1 Lore

Politician: +2 Charm, +1 Customs, +1 Entertain, +1 Tactics

Preacher: +2 Leadership, +2 Intimidate, +1 Charm

Pugilist: +2 Athletics, +2 Durability, +1 Trickery

Rat Catcher: +2 Nimble, +1 Nature, +1 Durability, +1 Venom

Sailor: +2 Durability, +2 Nature, +1 Nimble

Scholar: +2 Lore, +1 Nature; Perk: +2 Academia social ranks

Scout: +2 Perception, +2 Stealth, +1 Nature

Sharpshooter: +2 Vigilance, +2 Precision, +1 Tactics

Shepherd: +2 Charm, +2 Shrewd, +1 Intimidate

Shill: +2 Tactics, +2 Customs, +1 Trickery

Soldier: +2 Athletics, +1 Vigilance; Perk: +2 Military social ranks

Spy: +2 Customs, +2 Trickery, +1 Nimble

Strategist: +2 Tactics, +1 Charm, +1 Intimidate, +1 Vigilance

Storyteller: +2 Charm, +2 Lore, +1 Entertain

Street Rat: +2 Shrewd, +2 Trickery, +1 Intimidate

Thespian: +2 Leadership, +2 Entertain, +1 Trickery

Thief: +2 Precision, +2 Stealth, +1 Trickery

Tinker: +2 Shrewd, +2 Craft, +1 Precision

Watcher: +2 Perception, +2 Vigilance, +1 Shrewd

Skill bonuses from Species and Background stack. For example, a +2 and a +1 on the same skill will give a character 3 ranks. These count as Skill Ranks. Level 1 Heroes can only have a total +3 ranks in a skill, including Species and Background ranks. See also Making Custom Backgrounds, page 173).

BUILDING A CHARACTER

Not really sure what you want your character to be like? We can help with that. Decide a little bit at a time as you quick build your character using our character builder. In a series of questions, you decide who your character is in a few easy steps.

Choosing Ability Score Values

You have 15 Ability Score points you can distribute among your stats. The lowest score you can have is a 1, the highest a 4. You may only have a single 1.

Quick Ability Scores

Having a hard time deciding your Ability Scores? Here is a series of questions that should sort you out right quick.

1. Put a single mark in each of the six ability scores: Brawn, Dexterity, Genius, Savvy, Appeal, and Empathy.
2. Is it more important to your character to be smart than social? If so, put another mark on Genius and Savvy, otherwise put a mark on Appeal and Empathy.
3. Is it more important to your character to be healthy than smart? If so, put another mark on Brawn and Dexterity, otherwise put a mark on Genius and Savvy.
4. Is it more important to your character to be social than healthy? If so, put another mark on Appeal and Empathy, otherwise put a mark on Brawn and Dexterity.
5. Is your character better at long distance running than short sprints? If so, put another mark in Brawn, otherwise put it in Dexterity.
6. Is your character better at figuring things out than just knowing the answers? If so, put another mark in Savvy, otherwise put it in Genius.
7. Is your character better at understanding people than making friends? If so, put another mark in Empathy, otherwise put it in Appeal.

Tally up the marks in each ability score. You should have one 4, two 3s, two 2s, and a 1 (unless you chose healthy, smart, and social each once, then you will have three 3s and three 2s). These are your stats. Feel free to swap a few now or later in the character building process if we didn't quite get it just right.

Choosing a Combat Role

Now a quick set of questions to determine your combat role.

1. When your allies are attacked, who do you interact with, the allies or the attackers? If you said attackers, go to 2, otherwise 3.
2. Are you more interested in harming your foes than preventing them from acting? If yes, your combat role is Striker, otherwise it is Controller.
3. Are you more interested in protecting your allies than making their actions more effective? If yes, your combat role is Defender, otherwise it is Leader.

Now we have determined your combat role and an outline of your character's stats. Now how does your character actually deal with conflict? What is their primary conflict resolution method? If it is a physical method, what do they use as a backup when physical resolutions are impossible? If it was a non-physical method, what happens if that one is impossible?

Do any of the following skills sound like what you are looking for?

Air, Death, Earth, Evocation, Fire, Hunter, Innovator, Mind, Spirit, Stalwart, Swift, Transform, Unarmed, Vanguard, Water

How about these basic skills?

Athletics, Charm, Craft, Customs, Durability, Entertain, Intimidate, Leadership, Lore, Nature, Nimble, Perception, Precision, Shrewd, Stealth, Tactics, Trickery, Vigilance

Take note of anything interesting, we discuss them in the skills chapter. Next we recommend you follow these steps in order:

1. Define some characteristics of your character (see Characteristics, page 6).
2. Think about your character's interests (see Interests, page 6) and flavor words (see Flavor Words, page 6). You can determine them later, but this a good time to start thinking about them.
3. This can be a good time to pick your Species (See Species, page 26) and Background (See Background, page 49).
4. Decide on what skills you want to spend ranks on and spend those ranks (see Skills, page 8).
5. Check out your role and buy talents from there and your best skills (see Roles, page 24 and Talents, page 13).
6. Choose your gear skills and assign them value (see Gear, page 100). Don't worry too much about Equipment, we got you covered (see Did I Bring the Thing?, page 105).
7. Calculate your Dice pools, Defenses, and Composure Pool (see Filling out Character Sheets, page 106).
8. Start playing! Maybe finish up flavor words, interests, and decide what your gear values represent during play.

SKILLS

Overcoming an obstacle in Aspect Prime is either a simple yes or a skill contest. In many cases, the Guide should just say yes (such as when a skill roll has a number of C dice that is equal to or greater than the success target). Otherwise, the characters should use skills.

Skills are used in two different ways: active and passive.

Active Skills

An active skill use is rolling your skill against a target. Usually this is a set difficulty target (see DT)

Opposed Skill Check

Opposed skill checks are a kind of active skill check involving both the active character and the target. In these cases, both are actively trying to overcome the other's skill (like an arm wrestling contest). This is different from a combat where there is a back and forth of multiple attacks. Those who just use normal active skills for.

Passive Skills

Passive skill checks are checks the Guide makes for characters that aren't even aware of the check happening. A common example is spotting a character that is using stealth.

You can also attempt a passive skill check as a smaller action than the active action would be.

Your passive skill roll is equal to the value of your dice pool. Count the number of C dice in your pool. That's your successes. Default passive skill rolls don't have Edge.

Your passive skill roll is different if you are in Alert Stance, however.

Alert Stance

When not in a specified stance, you are in Alert Stance. Whenever you say something like "I'll stand watch", "I'm going to look around carefully" or "I'm being very cautious", you are in Alert Stance unless you tell the Guide otherwise. You cannot be resting and in Alert Stance. Resting turns off all stances. Alert Stance does not affect active skill rolls in any way.

Alert Stance (Any. Basic) – Stance; Maneuver: You make non-combat checks passively at (B + C dice, A + C dice).

The primary use of alert stance is passive knowledge or perception checks. Here are a few example uses:

A character with ABCC for Perception will passively make (3,3) skill checks on checks against inanimate targets This would be enough to notice a poorly hidden door.

A character with BB for Nature will passively make (2,0) Nature checks, enough to notice plants that are not native to an area familiar to the character.

Trained Skills and Power Sources

"The world is made of Actors and Substance. Which will you be?" – Kala

When you have skill ranks for a Trained Skill, you must choose the ability score and Power Source you will use with that skill. If you have no ranks, the Power Source is determined by the gear.

Power Source talents and Trained Skill talents do not have a Basic talent. In order to use them, you need skill ranks.

As soon as you have any skill ranks or while you are using gear for the Trained Skill, you gain the Prime Talent for that Trained Skill.

A Power Source describes the origin of a character's Trained Skills. Each Power Source gives an extra oomph to talents in a different

way. You are free to use any Power Source with each Trained Skill you take ranks in. You may even choose different Power Sources for each Trained Skill.

If you use the **Arcane** Power Source, you have learned combinations of various items, elements, chemicals that allow you to create rather powerful effects, even if you yourself do not understand the science behind those reactions. Arcane is boosted by **Experiments** and spending material **Components**.

If you use the **Divine** Power Source, another entity has given you authority over part of its domain. This could be a god, some other powerful entity or nature itself. Divine is boosted by your **Favor** with your deity and you can call your deity's divine **Retribution**.

If you use the **Elemental** Power Source, you have gained control over specific kinds of elements. You exert your raw will over these elements and they obey your commands. Elemental is boosted by the **Essences** and **Sources** of those elements themselves.

If you use the **Martial** Power Source, you have mastered your own body to some degree. You exert your will over your muscle and bone to produce extraordinary results. Martial is boosted by the **Weapons or Forms** and the ability to do **Stunts**.

If you use the **Supernatural** Power Source, you borrow power from dark forces called a Bond. Either you have bound them to your will, or you make deals with them that you benefit from. Supernatural is boosted by your **Blood** and **Pacts** made with the Bond.

If you have multiple Power Sources, you cannot use boosts from different Power Sources on a single action. So a Martial/Arcane character who uses an action point cannot use the Stunt bonus and an Experiment on a single action. They could use an Experiment on one action and the Stunt bonus on each other action that turn, however.

Guide Option: The World of Annor allows any Trained Skill to be used with any power source, because magic in the world of Annor is as untamed and varied as the world itself.

In your world, there might be only specific combinations that are allowed. Feel free to be creative and tailor this to your own world. You don't have to follow the free-for-all method. You could even mix some of the Power Sources or Trained Skills altogether, or disallow talents with specific keywords from some of the Trained Skills.

Have fun with it! Just remember to list out what your players' options are so they know what kinds of characters they can make!

Trained Skill Chart

Skill	Typical Uses
Air	Flight, Lightning, Weather, Wind
Death	Necromancy, Parasite, Shadow, Venom
Earth	Earth, Plants, Stone, Wood
Evocation	Cold, Fire, Force, Lightning, Wild Magic
Fire	Flame, Heat, Infernal, Magma
Hunter	Light Melee Weaponry, Ranged Weapons
Innovator	Automata, Devices, Teleportation, Time
Mind	Deception, Illusion, Insights
Spirit	Healing, Life, Light, Social
Stalwart	Blunt or Large Weapons, Shields
Swift	Accurate, Brutal, Quick, Maneuverability
Transform	Transforming into Creatures or Elements
Unarmed	Grapples, Hand to Hand, Mobility, Self Mastery
Vanguard	Coordinated, Front Line, Options, Polearms
Water	Currents, Frost, Healing, Ice, Water

Arcane

"Place a bit of brimstone and a handful of pine needles on a plate. Sprinkle frozen volcanic ashes over the mix. Then sneeze."

Arcane characters gain power by tapping into conduits of raw power. The Sorcerer using raw power to force open channels of energy into this world, the Wizard unravelling the mysteries of both time and space, the Artificer constructing devices to aid herself and her allies, and the Sage using science and knowledge to aid his allies, these are all characters who devote themselves to the Arcane Power Source.

Arcane trained skills are called Schools.

Arcane's boosts are the most flexible of all the Power Sources.

Experiments

Arcane characters can create experiments that then modify the way their Arcane talents work. Experiments allow an arcane character to create additional Edge for a specific talent. Experimental talents must either be Modifier talents, or talents that spend Edge.

Whenever you use that talent while the experiment is active, you gain that much bonus Edge to be usable by that talent only. The Edge can be used every time while the experiment is active.

You may have multiple experiments at once, but the total amount of Edge from all your running experiments in a single skill cannot be greater than the most ranks you have in that skill. Additionally, you cannot have multiple Experiments active on a single talent.

Experiments are made using Craft, Lore, or Nature. It is much easier to create several small experiments than a single powerful one.

To create an experiment, the Arcane character must make a check against a DT of $2X+Y,0$ where X is the amount of Edge, and Y is the total Edge from other active experiments.

An experiment costs materials of gp value equal to the Edge generated, cubed. One of the materials in the experiment must be a related Component. Failed Experiment rolls destroy the materials. When experiments are deactivated, they are destroyed.

When making a new character, you may have experiments already made without having to make a check, though you will have to spend the gold for the materials from your starting gold.

Components

Components are material objects that are imbued with strong magical energies. A stick from a lightning-struck tree, a dragon's shed scale, a unicorn tear, these are all material objects that can be used to imbue Arcane or Basic skills with additional power.

Once used, a component is utterly destroyed.

Using body parts from Common Accord (see page 26) beings that are carved / scrounged from their dead bodies is illegal (in places that recognize the Accord). Using currently living creatures as components is an incredibly evil act.

Components, when expended, grant upgrades to talents that share the energy they possess. Components are quite expensive (half the cost of a piece of gear of the same value), so are best when found by the Arcane character.

The most upgrades an Arcane character can get from a component is their max ranks in an Arcane skill. If a higher value component is used, they only get upgrades equal to their max ranks.

Arcane characters cannot carry multiple components of a single keyword with total value greater than their highest ranks in a skill for that keyword or they will all lose their imbuelement except for the

strongest and lightest one. If a non-Arcane character carries or handles a Component, it loses its imbuelement.

Components are notated thusly:

- Unicorn Tear ↑3 Healing
- Dragon Scale ↑2 Fire
- Lightning Struck Branch ↑1 Lightning

Guide Note: We like giving out components as rewards for battle on occasion, even if the creatures were not carrying any components. Feel free to give out components for keywords that the arcane characters in the party do not have access to. They can either sell them later or perhaps just hoard them.

Costs for Experiments and Components

Most towns have at least one Arcane shop that sells components. Major cities will have several. Usually they will also purchase components at resale value, assuming the components themselves are not of an evil or illegal origin.

You cannot use Did I Bring The Thing to have remembered to have brought an Arcane component. You also cannot do it with Experiments, as you would have had to make the Experiment.

If purchasing components when you are making a new character, you may purchase at the resale cost, since it is assumed you probably found the components yourself.

Experiment Cost						
Experiment Boost	+1E	+2E	+3E	+4E	+5E	+6E
Experiment Cost	1gp	8gp	27gp	64gp	125gp	216gp

Component Cost						
Component Boost	↑1	↑2	↑3	↑4	↑5	↑6
Component Price	5gp	40gp	400gp	5kgp	67kgp	1mgp
Component Resale	1gp	8gp	80gp	1kgp	13.5kgp	200kgp

Core Arcane Talents

The following are the core arcane talents. The talents from here that you can take are based on the maximum ranks you have in any Arcane school skills. For example if you have two ranks in Innovator School and one rank in Temporal School, you qualify for Tier 2 talents in the Core Arcane group.

"Yes! You tapped into true power there. That will be hard to replicate."

Overwhelming Control (Arcane. Tier 5) – Success, Spend X Arcane crits: add X to the difficulty of saves from this attack.

Your knowledge of arcane magic assists you break a specific spell.

Arcane Counter (Arcane. Tier 6) – Full x2: Choose a magical target or creature in 1 range increment or melee. Roll vs Mental against the target. An Impaired target has its arcane magic dampened for three rounds. During that time, the target cannot use Arcane talents or rituals that are not Prime or Basic. Any effects of an Arcane talent or ritual on the target are nullified.

If used on an already dampened target, increase the defenses by a Time Modifier value and the dampening is then extended for the total time associated with that value.

For every 3 you exceed the target by, choose an additional Power Source that you dampen that is not Arcane.

Divine

"I cannot make you invincible. But as long as you are under my watch and doing my god's will, you shall not die today."

Divine characters gain power and inspiration from faith in their deity. The Paladin whose faith is represented by sword and shield, the Cleric whose holy symbol shines forth to strike down the unworthy, and the Druid whose animal, plant, and weather powers are granted by nature itself, these are all characters who devote themselves to the divine Power Source.

Divine Trained Skills are called Domains.

Divine's boosts are the most reactive of all the Power Sources.

Deities and Domains

Different deities tend to have domain over different spheres. There is, however, no reason you could not worship multiple gods, so long as your dealings respect each god's mores.

These are the domains of the gods of Annor.

- Eldar – All-Creator: Air, Spirit, Evocation
- Kala – All-Mother: Evocation, Innovator, Swift
- Kel-Sir – Siren of the Deep: Air, Innovator, Water
- Eryn – The Protector: Fire, Spirit, Stalwart
- Nox – The Dark Mistress: Death, Hunter, Swift
- Tarlek – The Reaver: Death, Mind, Stalwart
- Mereth – Loremaster: Mind, Transform, Vanguard
- Herulok – The Merry Man: Earth, Unarmed, Water
- Tatiana – Life-Bringer: Earth, Hunter, Transform
- Norokk – The Burning One: Fire, Unarmed, Vanguard

Favor

A Divine character performs tasks that please their deity in order to gain Favor. Favor is bonus die upgrades the character can use on singular uses of their Divine Talents or Basic skills, as long as the uses are not antithetical to their deity. Every pious act that a Divine character makes gains them some Favor.

A worthy pious gesture or prayer brings 1 Favor, while a worthy sacrifice in the Name of that Divine being can bring up to 4 Favor.

A Divine character can only have Favor stored equal to twice their highest ranks in a Divine skill.

Divine characters only gain Favor when not in a combat state. If a Favored act is performed during combat, the Favor is gained during the character's next short or long rest.

Each deity lists what pious acts will bring the Divine follower Favor. These favored acts are listed with the deities in the World of Annor chapter, page 139.

Retribution

Divine characters can call down the wrath of their deity in the form of Retribution. Once per encounter, the Divine character can plead with their deity for Retribution on a target who is actively acting in a way that is forbidden based on the deity's core principles

To call for Retribution, the character's remaining Favor is spent on upgrading the roll. They must spend at least 1 Favor.

When Retribution is called for, it is contingent on the successes of the next roll the character makes. If the character's next roll is successful, they roll C dice equal to the amount the succeeded by. Successes and Edge on this roll is ignored. Any crits rolled are added to the result, up to a maximum of additional crits equal to the character's highest ranks in a Divine skill.

If a Divine character fails two Retributions in a row (even if there are other encounters in-between), they lose all Favor and gain Disdain equal to their maximum Favor (see below).

Disdain and Penance

Each deity has some actions they forbid their followers from taking. These forbidden abominations are listed with the deities in the World of Annor chapter, page 139. Committing any of these sins will immediately result in the deity revoking all Favor from the character and giving them Disdain instead.

The amount of Disdain gained is based on the severity of the abomination, but will not be more than the character's maximum Favor value from any single act. However, multiple acts can continue to add more Disdain.

In order to begin regaining Favor again, they will be required to repent by performing enough pious acts to clear out the Disdain their deity holds against them. By performing acts that would gain them Favor, they erase that much Disdain instead.

Core Divine Talents

The following are the core divine talents. The talents from here that you can take are based on the max ranks you have in a single Divine domain skill. For example if you have two ranks in Holy Domain and one rank in Plant Domain, you qualify for Tier 2 talents in the Core Divine group.

Just in time you are at your ally's side, healing them.

Combat Healing (Divine. Tier 5) – Healing: Free: Heal an adjacent ally 1 physical composure.

"This decay and rot shall not stand against the divine might I wield."

Blight Destroyer (Divine. Tier 6) – Perk: You gain +1 to your Radiant damage, +X instead on targets vulnerable to Radiant. X is your ranks in Divine. Defeating a foe vulnerable to Radiant grants you Favor equal to their grade.

You may instead choose a type of one of your Divine Prime talents. Replace Radiant with that type. You may only take this talent once.

Elemental

"Feel your connection to the earth, your blade, and the stillness."

An Elemental character pulls magical energies from the elements around them. However, the effectiveness of an Elemental character's individual elements heavily depends on the immediate environs.

Elemental trained skills are called Elements.

Elemental's boosts have the highest overall potential power and the worst potential disadvantage of all the Power Sources.



Elemental Mods

Elemental characters gain power from the elements around them, enhancing their powers. An elementalists must have at least one limb free in order to wield the elements. They need both limbs free to use the maximum mods.

Both Essence Mods and Source Mods are based off of how much of the element is immediately available. Essence Mods are based on the availability within 1 range increment. Source Mods are based on the availability within 1 square. (Elements that are based on your character rather than the surroundings are treated the same for Essence and Source.)

Each element type has a situation that gives a High Element mod set, a Mid Element mod set, or Negative Element mods. Creatures made of the element itself are never at the negative value. Fire elementals are always at mid or high for fire, zombies are always at mid or high for death, etc.

If an Essence and Source Mod have different value requirements for their situation, it will be listed as X/Y, where X is the value for Essence, and Y is the value for Source.

The check for Essence and Source is only done when you begin using an action with that element.

These situations are detailed for each Trained Skill set at the end of this chapter.

The High Element mod (H) value is equal to their Max ranks in that Elemental skill minus one (minimum of one).

The Mid Element mod (M) value is equal to half their ranks in that Elemental skill rounded down, minimum of zero.

The Negative Element set of mods is $\downarrow 3$ and -3 .

Element Mods do not affect non-Elemental actions.

Essence Mods

Essence Mods give die upgrades to all uses of that Elemental skill while the character is in that situation.

For example, an Elemental character with 3 ranks in Water in a dry desert gains no bonus for using Water abilities, but one in a boat on water will have a $\uparrow 2$ implement bonus with all Water talents.

Essence Mods are based on the element available within one range increment of your character.

So an elemental using 3 Fire ranks and 3 Air ranks who is indoors near a roaring fireplace is at $\uparrow 2$ for Fire and $\uparrow 1$ for Air.

An elemental using 5 Air ranks and 2 Water ranks who is deep underwater with no air is at $\uparrow 1$ for Water and $\downarrow 3$ for Air.

The same elemental buried deep under dry sand in a desert would be at a $\downarrow 3$ for using Water and $\downarrow 3$ for Air.

Source Mods

Source Mods modify values in your talents that are based on how many ranks you have in that skill. These mods CAN reduce a total rank value to 0.

Source Mods are based on the element found in the squares immediately adjacent to your character.

For example, if Jiona is underwater, she will have a -3 Air Mod. Since her ranks are only 3, and Aerial Jaunt uses her Air ranks to determine the distance shifted, she cannot use the power to shift at all (of course, if her Ranks were 5, she could at least use it to shift 2). But as soon as she is out in the clear open air, her Aerial Jaunt goes up to a shift of 5!

Core Elemental Talents

The following are the core Elemental talents. The talents from here that you can take are based on the maximum ranks you have in any one Element skills. For example if you have two ranks in the Element of Air and one rank in the Element of Fire, you qualify for Tier 2 talents in the Core Element group.

You tap into the value of elements in a component.

Component Essence (Elemental. Tier 5) – Perk: You can use Arcane components for Essence, but only those with the type of your Element. You can carry and harvest them as Arcane characters do.

The value is in place of your normal Essence, so is usually only useful when you are at negative Element.

Even without source or essence, you can manifest the element from nothing.

Formless Elements (Elemental. Tier 6) – Stance; Full: Your negative mods for using Element talents with poor essence and poor source are $\downarrow 1$ / -1 instead of $\downarrow 3$ / -3 .

Elemental Mod Charts

These are the Elemental Mod charts for each type of element (every Trained Skill). These mods only apply to Trained Skills you have

that are from the Elemental power source, and only to talents from that Trained Skill, not other talents.

When there are two values listed, separated by a slash, the first is for Essence Mods and is within 1 range increment. The second is for the Source mods, and is within 1 square. It is possible to have a different Essence Mod and Source Mod.

Air Mods	Situation
↑H / +H	Outdoors with a clear sky
↑M / +M	Outdoors on a foggy or muggy day or Indoors
↓3 / -3	Less than 10% of your surroundings is air

Death Mods	Situation
↑H / +H	Nine/Five physically defeated or dead creatures*
↑M / +M	One physically defeated or dead creature*
↓3 / -3	No physically defeated or dead creatures

**Creatures of one size smaller than you or larger. Undead creatures count.*

Earth Mods	Situation
↑H / +H	More than half of the area is earth, plants, or stone.
↑M / +M	Standing on earth, plants, or stone.
↓3 / -3	No earth, plants, or stone underfoot.

Evocation Mods	Situation
↑H / +H	Character has full composure and hit a foe last turn
↑M / +M	Damaged composure or missed a foe last turn
↓3 / -3	Character is suffering from an ongoing effect

Fire Mods	Situation
↑H / +H	Torch, lava, bonfire, ongoing fire dmg on a foe
↑M / +M	Warm air, smoldering coals, candle, or lantern
↓3 / -3	No fire, only body heat

Hunter Mods	Situation
↑H / +H	Alone
↑M / +M	One to ten other willed Humanoids*
↓3 / -3	More than ten willed Humanoids*

Innovator Mods	Situation
↑H / +H	Character spent an action point the previous turn
↑M / +M	Character has 1 or more action points
↓3 / -3	No action points

Mind Mods	Situation
↑H / +H	Silence or low noise volume
↑M / +M	Some variable noise such as Talking or Music
↓3 / -3	Deafening noise

Spirit Mods	Situation
↑H / +H	More than ten/three willed sentients*
↑M / +M	One to ten/three willed sentients*
↓3 / -3	Alone

**Willed sentients are creatures that have a mental and social aspect.*

Stalwart Mods	Situation
↑H / +H	Character forced a foe's movement* previous turn
↑M / +M	Foe did not inflict forced movement previous turn
↓3 / -3	Foe inflicted forced movement previous turn

**Character must not have had forced movement inflicted on them the last turn.*

Swift Mods	Situation
↑H / +H	Character moved 4+ squares in a line this turn
↑M / +M	Character moved 1 to 3 squares this turn
↓3 / -3	Character has not moved this turn

Transform Mods	Situation
↑H / +H	You are damaged and took damage last turn
↑M / +M	You are damaged
↓3 / -3	You are at full health

Unarmed Mods	Situation
↑H / +H	All of the character's limbs are free*
↑M / +M	Two or more limbs are free*
↓3 / -3	Restrained with one or fewer limbs free

**Free limbs carry nothing. Immobilized or hobbled characters have no legs free.*

Vanguard Mods	Situation
↑H / +H	Character used 3 different weapons* this combat
↑M / +M	Character has access to 3+ different* weapons
↓3 / -3	Access to less than 3 different* weapons

**different weapons must not have the exact same perks.*

Water Mods	Situation
↑H / +H	More than ¼ of the area is Ice, Steam, or Water
↑M / +M	Some humidity, anywhere the air isn't too dry
↓3 / -3	Completely dry air or Desert

Guide Option: You can choose to allow players to apply an element mod chart to a different element than listed. This can help with creating characters that are specific to other fictions than the default world of Annor.

For example, you might use an inverted form of the Water table for a character playing a Sunrunner from the Melanie Rawn Dragon Prince or Dragon Star trilogies.

A warlock in the world of Ethshar might have a custom chart based on their distance from The Source.

Characters based on Avatar: The Last Airbender might have additional upper and lower mods based on special astronomical events such as full moons, eclipses, comets, etc.

The main thing to be careful about with making any such changes is that overall the Elemental character should on average be at Medium mods.

Martial

Martial characters use physical skill to defeat their foes. The barbarian who wades into the fray with no fear for her life, the rogue whose finesse with a blade keeps his foes at bay, the monk who focuses on making her body a living weapon, and the ranger whose mastery of weapon styles allows him to adapt to thwart his foes, these are all characters who tap into the Martial Power Source.

Martial trained skills are called Styles.

While using a Martial Style, a Martial character can use Weapon Perks and combat Techniques.

Martial's boosts are the most consistent of all the Power Sources.

Perks

Perks are traits that belong to the weapon Gear or form Gear the Martial character uses. A Martial character may only use Perks from Gear if the total Perk Points are not greater than the maximum ranks the character has in any one Martial Style.

A Martial character who cannot use the Perks still has to abide by that weapon or technique's Penalties (two-handed, longer reloads, being slowed while wielding the weapon, etc.).

See Weapons and Techniques in the Items: Gear and Equipment chapter (page 100) for details on how to choose Weapon Perks.

Characters without Martial skill ranks can use weapons with their trained skills, but they are treated as having a max of 0 Perk Points.

Level 1 Weapons and Techniques

You can have multiple pieces of gear for each individual Martial skill. A given piece of gear can be used with any Martial skill that it has an exact type match with, or matches the requirement for that skill. If you want to have options for your character to switch between depending on the circumstances, you might pick up a few different Weapons or Techniques.

When making a new character, you may can have multiple pieces of the starting gear as different Weapons or Techniques. You may even pick up more than the starting gear, though you will have to spend the gold for the materials from your starting gold.

Here are some Weapons and Techniques a level 1 Martial character can use. Remember that you can make your own custom gear in the Items chapter, these are just examples to get you started:

0pt Weapons and Techniques:

Simple Blade (0pts) One-Handed, Light Blade

One-Handed (0), Light Blade (0)

Simple Bow (0pts) Two-Handed, Ranged Bow, Reload Free, Puncture 1

Two-Handed (-1), Ranged Bow (0), Reload Free, Puncture 1 (+1)

Simple Sling (0pts) One-Handed, Light Sling, Reload Free

One-Handed (0), Light Sling (0), Reload Free/Technique (2pts), 2H (-1pp), Edge +1 (1pp)

Style, Street (0pts): Technique, Two-Handed, Slow 1

Technique (2pts), 2H (-1pp), Slow 1 (-1pp)

1pt Weapons and Techniques:

Basic Axe (1pt) One-Handed, Heavy Blade, +1 Edge

One-Handed (0), Heavy Blade (0), +1 Edge (+1)

Basic Blade (1pt) One-Handed, Light Blade, +1 Edge

One-Handed (0), Light Blade (0), +1 Edge (+1)

Basic Long Bow (1pt) Two-Handed, Heavy Bow, Ranged w/ ammo, Reload as a Free, +1 damage

Two-Handed (-1), Heavy Bow (0), Ranged w/ ammo (0), Reload as a Free (0), +1 damage (+2)

Basic Spear (1pt) Two-Handed, Light Spear, ↑1 Vanguard

Two-Handed (-1), Light Spear (0), ↑1 Vanguard (+2)

Basic Staff (1pt) Two-Handed, Light Staff, ↑1 Stalwart

Two-Handed (-1), Light Staff (0), ↑1 Stalwart (+2)

Style, Wolf (1pt): Technique, Two-Handed

Technique (2pts), 2H (-1pp)

2pt Weapons and Techniques:

Battleaxe (2pts) One-Handed, Heavy Axe, Puncture 2

One-Handed (0), Heavy Axe (0), Puncture 2 (+2)

Hand Auto Crossbow (2pts) One-Handed, Heavy Crossbow, Ranged uses ammo, Reload automatically

One-Handed (0), Heavy Crossbow (0), Ranged uses ammo (0), Reload automatically (+2)

Hatchet (2pts) One-Handed, Light Axe, Ranged thrown, Puncture 1

One-Handed (0), Light Axe (0), Ranged thrown (+1), Puncture 1 (+1)

Heavy Crossbow (2pts) Two-Handed, Heavy Crossbow, Ranged w/ ammo, Reload Maneuver, Puncture 5

Two-Handed (-1), Heavy Crossbow (0), Ranged w/ ammo (0), Reload Maneuver (-2), Puncture 5 (+5)

Longstaff (2pts) Two-Handed, Light Staff, Reach +1

Two-Handed (-1), Staff (+0), Reach +1 (+3)

Longsword (2pts) One-Handed, Heavy Blade, ↑1 Swift

One-Handed (0), Heavy Blade (0), ↑1 Blade (+2)

Style, Bear (2pts): Technique, Two-Handed, Damage +1, Slow 1

Technique (2pts), 2H (-1pp), Damage +1 (2pts), Slow 2 (-1pp)

Style, Crane (2pts): Technique, Two-Handed, Reach +1, Slow 2

Technique (2pts), 2H (-1pp), Reach +1 (3pts), Slow 2 (-2pts)

Style, Mantis (2pts): Technique, Two-Handed, +1 Edge

Technique (2pts), 2H (-1pp), Edge +1 (1pp)

Style, Snake (2pts): Technique, One-Handed

Technique (2pts), 1H (0pp)

If you are purchasing these items as part of making a character, remember that you can buy them for the resale cost. Remember that a Level 1 character can only use up to a Gear value of 2.

Additional Weapon and Technique Costs

Gear & Perk Value	0	1	2	3	4	5	6
Gear Base Cost	1gp	10gp	80gp	800gp	10kgp	135kgp	2mgp
Gear Resale Cost	2sp	2gp	16gp	160gp	2kgp	27kgp	400kgp
Gear Material Cost	1sp	1gp	8gp	80gp	1kgp	13.5kgp	200kgp

Stunts

Whenever a Martial character uses an action point, all Martial and Basic skills they use this turn gain either A dice equal to their max ranks in a Martial skill. 2X of the A dice can be traded for X B dice. These additional dice cannot be downgraded or upgraded in any way.

Core Martial Talents

The following are the core Martial talents. Talents from here that you can take are based on the max ranks you have in a Martial skill. For example if you have two ranks in Swift Style and one rank in Water Style, you qualify for Tier 2 talents in the Core Martial group.

You have greater mastery over your natural weaponry.

Martial Natural Weapons (Martial. Tier 1) – You may give your natural weapons perk points equal to your maximum allowed Gear value. You may reselect perks for this weapon each time you level. Treat them as 1-handed weapons.

More weapons, more options.

Quick Draw (Martial. Tier 5) – Perk: Once per turn, you may draw a Free draw weapon and sheathe another without using any action.

Your body mends itself in preparation for the next fight.

Refined Adrenaline (Martial. Tier 6) – Perk: Whenever you gain an action point from combat, you heal one third of your wounds.

Supernatural

A Supernatural character makes pacts with other beings or binds powerful creatures to do their bidding. The Warlock who strikes deals with demons and hides himself in unnatural shadows, the Witch that conceals herself and allies behind billowing clouds of poison and allies with faerie creatures, and the Necromancer who creates undead monstrosities and drains life from others to regenerate from near death are all examples of a character who has made Supernatural pacts.

Supernatural characters have allied themselves with a horde of dark forces called a Bond. A Bond will obey the desires of their master, as long as the Bond remains appeased. Supernatural forces are will exact their price, however, be it by Blood or Contracts.

Supernatural's boosts are the riskiest of all the Power Sources.

Blood

A Supernatural character can spend their own life force to boost their power, in the form of Blood. A supernatural character can, on their turn, spend composure or physical wounds to gain upgrades to their die rolls.

A Supernatural character can use Blood equal to their maximum ranks in single Supernatural skill in a turn. Blood can only be spent to upgrade Supernatural and Basic skill rolls.

One Blood and 2 composure can be spent for 1 die upgrade.

One Blood and 1 wound can be spent for 2 die upgrades.

Contracts

Contracts are serious business. Contracts are promises of future accomplishment for power now. However, contracts are pacts with dark forces, so failure to fulfill a promise will cause one's Bond to exact their price upon the Supernatural character instead. A Supernatural character cannot use Blood unless they have a Contract.

To change a contract, the Supernatural character must either fulfill a previous contract, or call the contract failed. If they fail a contract, they cannot spend Blood until they gain a number of action points equal to the number of failed contracts since their last successful one.

To make a contract, the character must state a Goal and a Method. The Supernatural character will gain upgrades equal to whatever their ranks in that Supernatural skill was when the contract began.

These upgrades will apply only to Supernatural and Social skills used in that Method that are directly working towards completion of the Contract's Goal.

Contract goals must please the Supernatural character's Bond and bring something significant to the Bond desires. Contract goals must always be greater in value to the Bond than the last failed contract.

A few example contracts could be:

- Gain enough money via deception to purchase a special blade
- Play tricks on the Count with magic until he laughs or dies
- Rescue my parents by defeating the invading elemental forces
- Prove my innocence by finding enough evidence
- Become a renowned Knight by defeating all challengers in this tournament
- Escape this city through underground tunnels
- Find the missing children by following the clues

Contracts should be in world terms, not game terms. "Gain enough XP to reach next level" is not an appropriate contract.

Player character goals should be attainable, otherwise they will be stuck at the value of their first contract and unable to make more powerful contracts!

Core Supernatural Talents

The following are the core Supernatural talents. The talents from here that you can take are based on the max ranks you have in a Supernatural skill. For example if you have two ranks in Death Pact and one rank in Venom Pact, you qualify for Tier 2 talents in the Core Supernatural group.

Your attacks seem to come from both sides of your foe at once, making it impossible to be certain where the true threat is.

Cloak of Lies (Supernatural. Tier 5) – Maneuver: Gain leverage for one turn on a foe you succeeded against with your previous action, save ends.

You take advantage of every opportunity that presents itself.

Opportunist (Supernatural. Tier 6) – Perk: You may make one additional Quick action per round.

Air

"Lighter than a feather, yet the strongest can only hold it for a moment."

The Air skill allows the character to control the weather, summon storms, and fling lightning at foes. This trained skill is used to control large areas of the battlefield.

When you first take ranks in Air, choose one of the following Prime talents. The others become Tier 2 talents you can learn.

A blast of air pushes your foes in the right direction.

Air Blast (Air. Prime) – *Primal, Wind*; Major, ↓X: Roll vs Physical on a foe in an area X+1. Slide impaired foes X.

A chill fills the area, frosting the ground over, making it tough to navigate.

Winter Chill (Air. Prime) – *Cold, Primal*; Major, ↓X: Roll vs Physical on a foe in an area X+1. Impaired foes are slowed X, save ends.

A bolt of lightning arcs towards your foe.

Lightning Arc (Air. Prime) – *Lightning, Primal*; Major, ↓X: Roll vs Physical on a foe in X+1 range increments. Spend 2X crits: X impaired foes are staggered until your next turn.

You pull all the air from your foe's lungs, leaving them gasping.

Steal Breath (Air. Prime) – *Wind, Primal*; Major, ↓X: Roll vs Physical on a foe in X+1 range increments. Spend X crits: X impaired foes are weakened until your next turn.

Air makes a wonderful conduit for your power.

Air's Reach (Air. Tier 1) – *Modifier*; ↓X dice. This roll gains X range increments or an area X+1.

A crack of thunder overwhelms your foes.

Freezing Air (Air. Tier 1) – *Modifier*; Spend X Cold or Wind Edge: Impaired foes are slowed X, save ends.
Spend Y crits: Y Impaired foes are dazed, save ends.

A strong wind blows your foes about like leaves.

Gust of Wind (Air. Tier 1) – *Wind, Attack*; Major, ↓2X: Roll vs Physical on foes in an Area 3X. Choose a direction. Success pushes the targets in that direction. Damage is halved.

Electricity crackles from your fingers along the paths you made.

Ionization (Air. Tier 1) – *Modifier*; Free: Your Air talents lose the types Wind and Cold this turn. They gain the Lightning type and ↑1.

A flurry of wind blows your foes to and fro.

Whirlwind (Air. Tier 1) – *Modifier*; Spend 2X Wind Edge: If you would push X, slide 2X instead. If X foes would be dazed, they are staggered instead.

The frigid air gives you a protective icy coating.

Winter's Rime (Air. Tier 1) – Free, You hit with a Cold talent: Gain Soak 2 for one turn.

A cool fog keeps you and your nearby allies well hidden.

Arctic Fog (Air. Tier 2) – *Stance, Primal*; Full, Engage X dice: You and allies in Melee X gain Soak 2.

A massive arc of lightning strikes a nearby foe.

Charged Bolt (Air. Tier 2) – *Lightning, Attack*; Full, ↑2; Roll a Prime Air talent with +1 RIs.

Sheets of rain pelt your foes as they slip to the ground.

Sleet Blast (Air. Tier 2) – *Modifier, Water*; Full: Make a Cold, Water, or Wind Major Attack with ↑1. Impaired foes are knocked prone.

***=(5-0.77*1)/5*(5-2)

The wind buffets you into the air momentarily.

Zephyr Wings (Air. Tier 2) – You hit with a Wind talent or Spend a Wind crit: Flying shift 1 square.

A brisk wind lifts you into the air, whisking you across the battlefield.

Aerial Jaunt (Air. Tier 3) – *Movement*; Maneuver, Engage X dice until your next turn ends: Make a flying move of up to X squares. X cannot be more than your ranks in Air plus the number of squares you flew in your previous turn.

Wind swirls around you like a tornado, following you as you move.

Eye of the Storm (Air. Tier 3) – *Stance*; Maneuver, Engage X dice: Free: Roll vs Physical against each foe in Melee X. Success pushes the target that many squares to a maximum of X, not damage.

A sheet of lightning tumbles across the battlefield, scorching your foes.

Lightning Cascade (Air. Tier 3) – *Lightning, Attack*; Major, ↓X dice: Roll vs Physical at a target in 3X squares. You may use that roll result vs up to two more foes within 3X squares of it, minus 2 success. You may keep splitting and subtracting if remaining successes still hit, but cannot target the same foe more than once.

A crack of thunder overwhelms your foes.

Thundercrack (Air. Tier 3) – *Modifier*; Free: Spend X Lightning crits: Deal X Sonic damage to up to X affected foes.

Your affinity for air gives you a stronger sense of the space around you.

Airsense (Air. Tier 4) – Maneuver: You sense all contiguous air near you within range increments equal to your ranks in Air, including shape, purity, humidity, and flow. Airsense is equivalent to echolocation, letting you see around corners to some degree.

A quick burst of air pushes foes in the right direction.

Buffeting Wind (Air. Tier 4) – *Wind, Primal*; Maneuver, ↓X: Roll vs Physical against an area 2+X. This talent deals half damage. Impaired foes are pushed Success squares.

Lightning leaps from foe to foe, dodging around barriers and allies.

Chain Bolt (Air. Tier 4) – *Modifier*; ↓2X Lightning dice: Your roll covers a chain 3X.

Wind whirls around you, deflecting incoming attacks.

Wind Sphere (Air. Tier 4) – *Stance*; Maneuver, Engage 3X dice: You have Soak X. X cannot be more than your Air ranks.

A bit of ionization follows you around, making for strikes to reach further.

Air's Reach (Air. Tier 5) – *Modifier*; Free: Your next ranged attack gains X additional squares of range. X is your ranks in Air.

A lattice of ice forms around your foes, making it hard to move.

Frostwork Wall (Air. Tier 5) – *Cold, Primal*; Full, ↓X: Roll vs Physical on a Line 2X. Impaired targets are immobilized and dazed, save ends. The area is rough terrain X+3.

A bolt from the sky crashes down to obliterate the unbelievers.

Summon Lightning (Air. Tier 5) – *Lightning, Primal*; Full, ↓2X: Roll vs Physical in an X+1 range increment area X+1. Impaired foes are knocked prone and dazed, save ends.

***=(5-0.77*2)/1.25

Already aloft, it is easier for the wind to help you soar through the air.

Zephyr Flight (Air. Tier 5) – Movement; Maneuver, You flew 2 or more squares your previous action or turn, Engage X dice: make a flying move of up to 3X squares or a flying shift of up to X squares. X cannot be more than your ranks in Air.

The terrain becomes icy and difficult to cross.

Glacial Expanse (Air. Tier 6) – Maneuver x2, Repeat Free, Engage X dice: An area Air Ranks+X in 2 range increments becomes rough terrain X+2. Foes that end their turn in the area are dazed, save ends.

A dark cloud coalesces nearby, striking enemies with bolts of electricity.

Thunderhead (Air. Tier 6) – Stance; Maneuver, Engage 2X dice: You create a cloud within X squares. As a free action, you may have the cloud Roll 3X dice vs Physical at a target in X range increments of it and/or move up to X squares. Success deals lightning damage. If you get more than X range increments from the cloud, the stance ends.

Dark clouds form above, massive strikes of lightning pelting the battlefield.

Lightning Storm (Air. Tier 7) – Stance, Lightning; Full x2: Maneuver: Roll vs Physical on an Area 4 within 2 range increments.

Powerful winds buffet your foes, shoving them across the battlefield.

Wind Storm (Air. Tier 7) – Stance, Wind; Major:

Free: Roll vs Physical on foes in Melee 4. Success slides foes and deals no damage.

Example Level 1 Air Character:

Flevin, Foxkin Windrider			Hero: Grade 3
Medium Supernatural Humanoid Fae			XPV: 30
Composure Pool: 7 – Striker: +1 damage on a hit / turn			SR 6
Physical	Mental	Social	Speed: 6
Brawn 2,0	Genius 4,5	Appeal 1,0	Saves 6, ABCC
Dexterity 3,0	Savvy 2,0	Empathy 3,5	AP: 1
Lightning Arc (Air P) Lightning, Primal; Major, ↓X: Roll vs Phy. on a foe in X+1 Ris.			
Spend 2X crits: X impaired foes are staggered until your next turn.			
Buffeting Wind (Air T4) Wind, Primal; Maneuver, ↓X: Roll vs Phy. against an area 2+X. This talent deals half dmg. Impaired foes are pushed Success squares.			
Ionization (Air T1) Modifier; Free: Your Air talents lose the types Wind and Cold this turn. They gain the Lightning type and ↑1.			
Aerial Jaunt (Air T3) Movement; Maneuver, Engage X dice UYNTE: Make a flying move of up to X squares. Max of Air (3) plus the number of squares you flew in your previous turn.			
Novice: Lore (Rituals T1) Arcane Sight (5) Mage's Guise (5)			
Air ABCC (↑3 Outdoors with a clear sky, ↑1 Outdoors on a foggy or muggy day or Indoors); Craft ABBC, Customs AAA, Lore ABCC, Nature AAAB, Shrewd BCC, Trickery BBC, (Appeal A, Brawn AA, Dexterity, Savvy AA); Normal Vision, Bite Weapon, Fast 2, Scent; Languages: Common, Canine			
Gear: Elemental Essence (Air 2), Book of Lore (Lore 2), Moodstone (Shrewd 2), Multitool (Craft 1), Bag of Tricks (Trickery 1), 48gp			

*** Brawn: 2, Dexterity: 3, Genius: 4, Savvy: 2, Appeal: 1, Empathy: 3; Background Counterfitter; Skill Ranks: Craft 1, Lore 2, Shrewd 2, Trickery 1, Air 3

Born to a family of foxes, Flevin quickly outgrew the family den. He went looking for a place to make his own den, but was found by a Karablan named Gills who welcomed Flevin into his own home. A dragon's lair. Gills raised Flevin.

As a young adult, Flevin sought his own fame and fortune in Telvad of the Rivers, but due to some rather embarrassing gambling debts, he has decided to find his fortunes elsewhere.



Death

"Reduce, reuse, reanimate."

Death talents bring control over undead and dark powerful magic that harms both self and foes to sustain the wielder.

When you first take ranks in Death, choose one of the following Prime talents. The others become Tier 2 talents you can learn.

Your strike is coated with a deadly poison that wilts the flesh.

Bitter Poison (Death. Prime) – *Poison, Attack*; Major: Roll vs Physical on a foe in Melee. Damage from this is ongoing, save ends.

Death, decay, and pain are a continuum that you can arrange how you like.

Decay (Death. Prime) – *Necrotic, Attack*; Major, Take X Physical wounds: Roll vs Physical on a foe in Melee. +2X damage on hit. X cannot be more than your ranks in Death.

You pull the life out of a foe, keeping it for yourself.

Parasite Strike (Death. Prime) – *Necrotic, Attack*; Major: Roll vs Physical on a foe in Melee. On Success, heal X composure where X is the number of wounds you dealt.

Shadowy claws grasp your foe, pulling them inexorably towards you.

Shadow's Grasp (Death. Prime) – *Fear, Shadow, Attack*; Major, ↓X dice: Roll vs Physical on a foe in Melee X+2. Impaired targets are pulled X+1.

The stench of death summons a swarm of stinging insects.

Cloud of Flies (Death. Tier 1) – *Modifier*; ↓2X Supernatural dice: This roll affects an area X. Creatures that end a turn in the area before your next turn take X damage. X cannot be more than your ranks in Death.

Shadows and death claw at your foe, pulling them downward.

Dark Bindings (Death. Tier 1) – Spend X Death Edge: Impaired foes are slowed X, save ends. If X is 4 or more, the target is instead immobilized, save ends.

Death knows no barriers.

Death's Reach (Death. Tier 1) – *Modifier*; ↓X Death dice: This roll gains X range increments. If X is 3 or more, you ignore cover.

This strike delivers a nasty poison that sets a gloom over your targets.

Envenom (Death. Tier 1) – *Poison, Modifier*; ↓1 Physical die: If you deal wounds with this attack, you also deal that many mental wounds, to a maximum of your Death ranks.

You might want to get that looked at.

Festering (Death. Tier 1) – Spend 3X Physical Edge: Affected foes have ongoing damage X, save ends.

Several nearby foes nearly collapse as you sap their energy.

Wither (Death. Tier 1) – Spend 2 Edge: Impaired foes are dazed or weakened (*choose one*), save ends.

A thick darkness sheathes you and your allies, making it hard to see you.

Billowing Shroud (Death. Tier 2) – *Maneuver, Engage* X dice: You and allies within Melee X have a +1 bonus to defenses.

This attack carries a debilitating poison sure to hinder any foe.

Ennervate (Death. Tier 2) – Spend 2X Poison Edge: Affected foes have ↓X, save ends. X cannot be more than your ranks in Death.

Your appearance alters, immobilizing your foe with fear.

Fearsome Visage (Death. Tier 2) – *Perk*: Whenever you pull a foe that is adjacent to you, you may instead daze them, save ends.

Your foe is held in place by a million shadows.

Sequester in Shadow (Death. Tier 2) – Spend 5 Death or Shadow Edge: Impaired foes are immobilized and weakened, save ends.

You extract pain from your foe to invigorate yourself

Lifedrain (Death. Tier 2) – Spend 2X Physical Edge: You heal X composure. X cannot be more than the damage you dealt to a single target this turn.

A blast of concentrated shimmery mist scrambles your foe's wits.

Toxic Cloud (Death. Tier 2) – *Poison, Attack*; Major, ↓X dice: Roll vs Physical against an area X+1. If you deal physical wounds, you also deal that many mental wounds (to a maximum of Death ranks).

Black scarab beetles burrow into your foe's flesh.

Death Scarabs (Death. Tier 3) – *Modifier*; ↓2X Death dice: X of this attack's damage is instead ongoing, save ends.

"It's... everywhere! Get it off, get it off of me!"

Dread Emergence (Supernatural. Tier 3) – *Modifier*; ↓2X Death dice: This roll covers a Melee X area.

If this hits, just leave that foe be, they will die soon.

Fatal Toxin (Death. Tier 3) – Spend 3X Poison Edge or X Poison Crits: 2X of the damage from this result is ongoing, save ends.

You bring with you only death and decay.

Necromancer's Incursion (Death. Tier 3) – *Necrotic, Stance, Undead*; *Maneuver, Engage* 2X dice:

Free, You moved adjacent to a foe you weren't adjacent to this turn: Roll vs Physical, dealing a maximum of X damage and X Edge.

You pull the life from your foe to mend your wounds.

Soul Drain (Death. Tier 3) – *Healing, Attack*; Major, You were adjacent to the target your previous turn, the target is staggered, immobilized, or defeated: Roll vs Physical. If you deal Physical wounds, you heal half that many Physical wounds, to a max of your ranks in Death.

The body is dead, but the pieces still work.

Stirring Dead (Death. Tier 3) – *Perk*: Upgrade your rolls by 1 die against up to X targets adjacent to undead or dead bodies within X size categories of you. X is your ranks in Death.

This shimmering venom addles the minds of your foes.

Mind Fog (Death. Tier 4) – Spend 3 Death Edge: Impaired foes are dazed and weakened, save ends.

You're around poison all the time. This stuff is nothing to you.

Poison Resistance (Death. Tier 4) – *Perk*: You have Resist Poison X-2. X is your ranks in Death.

Shadows wrap around you and pull you into the floor, then suddenly you appear elsewhere.

Shadow Teleport (Death. Tier 4) – *Maneuver*: Teleport to a square adjacent to a foe you hit with a Death attack your previous action.

A dead foe lurches to life and attacks someone that was their previous ally.

Shambling Dead (Death. Tier 4) – Stance, Undead; Major, Engage X dice: X target dead bodies in X range increments count as you for targeting with Death talents and count as Undead with 1 health.

Spend X move: An undead ally or undead you control moves X.

This attack drains your foe's health and strength.

Siphon Strength (Death. Tier 4) – Spend 3X Physical Edge: Affected foes have ↓X, save ends. You have ↑X until your next turn ends.

The venom makes it impossible for your foes to concentrate.

Crippling Malaise (Death. Tier 5) – Spend 2 Poison Edge: Affected foes grant Leverage to your allies adjacent to them.

Your foe begins to falter while you accelerate.

Siphon Speed (Death. Tier 5) – Spend 3X Physical Edge: Impaired foes are slowed 2X, save ends. You gain a +2X bonus to ground speed until your next turn ends.

Your foe sees you in a mirror of their pose, then forgets how they did it.

Stolen Stance (Death. Tier 5) – Stance; Maneuver, ↓X dice: Roll vs Mental on a foe in X range increments. Impaired targets end their stances. Choose one of those stances, you are now in that stance.

Your attacks aren't the only thing poisonous about you.

Tainted Blood (Death. Tier 5) – Stance; Maneuver:

Poison, Attack; Quick, You are dealt physical wounds: Roll vs Physical on a creature in Melee 1.

Foes that step near you are just asking to give away some essence.

Warlock's Welcome (Death. Tier 5) – Stance, Healing; Maneuver: When a foe moves or shifts to a square adjacent to you, they take 1 physical damage and you heal 1 physical composure.

The closer you are to death yourself, the stronger your power over death is.

Death's Embrace (Death. Tier 6) – Perk: When you are wounded, upgrade your dice by X where X is how many wounds you have. X cannot be more than your ranks in Death.

Bony hands pull you into the earth, only to exhume you elsewhere.

Grave Shift (Death. Tier 6) – Stance, Undead; Full, Engage 4 dice: You become invisible and shift X squares. Whenever you use an attack or non-Basic action, you become visible for one turn. X is your ranks in Death.

Shadowy claws reach into your foes and pull on their souls.

Soul Snap (Death. Tier 6) – Spend 12 Death or Shadow Edge: Impaired foes are immobilized, staggered, and weakened, save ends.

Lingering shadows absorb strikes from your foes.

Wavering Cloak (Death. Tier 6) – Stance; Major: Whenever you hit a foe with a Death or Shadow attack, gain Soak 2 for one turn.

A swarm of stinging, clinging insects assaults your foes.

Infestation (Death. Tier 7) – ↓2X dice: This roll affects all foes adjacent to dead, physically defeated, or undead creatures in X range increments.

You sap the brunt of your foe's strike before it seriously hurts anyone.

Stolen Strength (Death. Tier 7) – Stance; Maneuver, ↓3X dice, Choose an ally in X range increments: The ally gains Soak X. Whenever the ally takes damage, you heal the amount prevented by the soak. If the ally gets out of range, end this stance.

Pain powers you. Decay you bring. Death your inevitable consequence.

Venomous (Death. Tier 7) – Stance; Full: When you are hit with a melee attack, Roll vs Physical on that foe.

Example Level 1 Death Character:

Obid, Deathblossom			Hero: Grade 3
Medium Natural Humanoid Treefolk			XPV: 30
Composure Pool: 10 – Defender: taunt 1 foe / turn			SR 6
Physical*	Mental	Social	Speed: 6
Brawn 3,0	Genius 3,0	Appeal 4,5	Saves 6, ABCC
Dexterity 2,0	Savvy 2,2	Empathy 1,0	AP: 1
Razorvine (<i>Earth P</i>) <i>Plant, Slashing, Atk</i> ; Major: ↓2X dice: Roll vs Phy. on foes in an area X+1. Foes that end their next turn in the area take X+1 dmg.			
Bitter Poison (<i>Death P</i>) <i>Poison, Atk</i> ; Major: Roll vs Phy. on a foe in Melee. Damage from this is ongoing, save ends.			
Wither (<i>Death T1</i>) Spend 2 Edge: Impaired foes are dazed or weakened (choose one), save ends.			
Healing Spores (<i>Earth T2</i>) Free, You defeated a foe using a Primal attack: Heal physical composure on an ally adj. to the foe equal to ranks in Earth.			
Festering (<i>Death T1</i>) Spend 3X Phy. Edge: Affected foes have ongoing dmg X, save ends.			
Earthform (<i>Earth T2</i>) <i>Stance</i> ; Maneuver: You gain Soak 2. Atk: Major, 1X dice: Roll vs Phy. on a line 2X+2.			

Earth ABCC, Death ABCC (Stunt Bonus: +AAA); Charm ABCC, Entertain ABBC, Leadership ABCC, Perception AC, Tactics AA, Vigilance AA, (Brawn AAA, Dexterity AA, Empathy A, Genius AAA); ***Invulnerable (Poison, Water), Resist (Crushing 2), Vulnerable (Fire, Slashing) 2**, Normal Vision, Treeshift to Sandbox tree as Full x2 action; Languages: Common, Plant

Gear: Style Spurge (2pts): **Technique 2H Earth +1E** (Earth 2), Style Sandbox (2pts): **Technique 2H Death ↑1 Slow 1** (Death 2), Trimmed Branches (Leadership 2, Charm 2), Mandolin (Entertain 1), Monocle (Perception 1), 32gp

*** Brawn: 3, Dexterity: 2, Genius: 3, Savvy: 2, Appeal: 4, Empathy: 1; Background Bard; Skill Ranks: Entertain 1, Leadership 3, Earth 2, Death 3

Obed is a sandbox treefolk, a thorned variety of treefolk whose very poisonous fruit explodes when ripe.

Obed has ventured from their grove of sandbox trees near the ruins of Telvad of the Sands to find help. Strange horrid trees of bone have been growing in the ruins, leeching minerals from the soil that the other plants need to grow. Obid has not been able to successfully stop these trees, as they are protected by strange hobbling figures of clay and bone.

Earth

"Has roots as nobody sees, taller than trees. Up it goes, yet never grows."

The Earth skill allows a character to fling rocks, summon plinths of stone, carve through stone, crush foes, and even control plant life. Metal is a subelement of **Earth** unlocked at higher mastery.

When you first take ranks in Earth, choose one of the following Prime talents. The others become Tier 2 talents you can learn.

The earth ripples from you, flinging you foes.

Catapult Slab (Earth. Prime) – *Crushing, Attack*; Major, ↓X dice: Roll vs Physical on foes in a chain X+1. Impaired foes are pushed or pulled X+1.

Thin thorny vines sprout up around your foes, shredding them.

Razorvine (Earth. Prime) – *Plant, Slashing, Attack*; Major, ↓2X dice: Roll vs Physical on foes in an area X+1. Foes that end their next turn in the area take X+1 damage.

You throw a poisonous thorn that seems to seek out your target.

Seekerthorn (Earth. Prime) – *Plant, Poison, Piercing, Attack*; Major, ↓X dice: Roll vs Physical on a foe in X+1 range increments. Impaired foes are weakened until your next turn.

A large stone lifts up from the earth and thing flies to strike a distant foe.

Stone Throw (Earth. Prime) – *Crushing, Piercing, or Slicing, Attack*; Major, ↓X dice: Roll vs Physical on a foe in X+1 range increments.

The ground conspires to keep your foe from escaping your wrath.

Earthen Grip (Earth. Tier 1) – Spend 4 Earth Edge: Targets are immobilized, save ends.

Branches and roots grow over your foes, encasing them in a wooden prison.

Imprison (Earth. Tier 1) – *Attack*; Full, ↓X dice: Roll vs Physical on an area X+1. The area is rough terrain X for X turns.

A thick root smashes into several nearby foes.

Rootlash (Earth. Tier 1) – *Crushing or Piercing, Primal, Attack, Spend one seed*; Major, ↓X dice: Roll vs Physical against up to X+1 enemies in Melee X+1.

Sticky spores cling to your foes, reducing their effectiveness.

Spore Burst (Earth. Tier 1) – Spend 2 Plant or Primal Edge: Impaired foes are dazed, save ends.
Spend 1 Crit: Impaired foes are weakened, save ends.

All the plants in the area twist and turn to attack your foes.

Thorny Embrace (Earth. Tier 1) – Spend 3X Earth or Primal Edge. Affected foes take 2X piercing damage whenever they use a Movement action, save ends.

The plants underneath your foe conspire to root them in place.

Tangleweeds (Earth. Tier 1) – Spend X Earth Edge: Impaired foes are slowed X, save ends.

Heavy branches crash into your foes, crushing them to the ground.

Topple (Earth. Tier 1) – *Modifier*; ↓2 Earth dice: Impaired opponents are knocked prone and dazed, save ends.

Thorny vines wrap around your foes, pinning them firmly.

Choking Vines (Earth. Tier 2) – Spend 5 Earth Edge: Targets affected suffer 1 ongoing damage and are immobilized, save ends.

Your power ripples outward towards nearby foes.

Epicenter (Earth. Tier 2) – *Modifier*; ↓2X Earth dice: Your roll covers a melee X area.

The circle of life.

Healing Spores (Earth. Tier 2) – Free, You defeated a foe using a Primal attack: Heal physical composure on an ally adjacent to the foe equal to your ranks in Earth.

You cloak yourself in plant matter, giving you protection and weaponry.

Earthform (Earth. Tier 2) – *Stance*; Maneuver: You gain Soak 2. *Attack*; Major, ↓X dice: Roll vs Physical on a line 2X+2.

Branches grow outward to stab your foes and defend you and your allies.

Branch Out (Earth. Tier 3) – *Stance, Primal*; Maneuver, Engage 2X dice: You and allies in X squares upgrade physical defenses by 1. You gain +X reach with Earth talents.

You stomp and the ground ripples around you, then stays that way.

Earth Ripple (Earth. Tier 3) – Maneuver, Engage X+Y dice: An adjacent area 4X becomes rough terrain Y.

Sharp metallic barbs strike out at nearby foes.

Ironbarbs (Earth. Tier 3) – *Attack*; Free, ↓3 dice: Roll vs Physical in Melee 1. This attack deals half damage.

Stone thrust up from the earth in front of you, creating a barrier.

Stone Barrier (Earth. Tier 3) – *Stance*; Maneuver, Engage X+Y dice: You raise a stone barrier that grants Soak X+4Y for characters on opposite sides of it against attacks with an origin on the other side. The barrier blocks line of sight. The barrier is up to X squares long and X squares tall. The shield shatters once it Soaks 4Y damage. X and Y cannot be more than your Earth ranks.

Small thorn patches grow around you as you move.

Undergrowth (Earth. Tier 3) – *Stance, Primal*; Maneuver, Engage 3X dice: The area in Melee X is rough terrain 2X

Quick, A foe ends its turn within X squares of you: Roll vs Physical on them as a Quick Strike.

A volley of crystal shards embed themselves in nearby enemies.

Crystal Shards (Earth. Tier 4) – *Attack*; Free: Earth Ranks vs Physical on foes in Melee 1 (Do not roll, just use your Earth Ranks as the attack result).

Your affinity for earth gives you a stronger sense of the space around you.

Earthsense (Earth. Tier 4) – Maneuver: You sense all contiguous earth near you within Earth ranks in range increments, including shape, consistency, and where creature are standing on it. Earthsense is equivalent to strong vibrosense, letting you see through walls, but only things touching stone and dirt. Your ability to see via sand is instead melee Earth ranks.

The ground ripples below you, flinging foes and accelerating you.

Earthwave (Earth. Tier 4) – *Stance*; Maneuver x3: Your ground speed doubles, as long as you are on earth or stone. When you use Movement actions, Adjacent allies may move the same amount.

Free: Roll vs Physical in Melee. Impaired foes are pushed X, where X is your Earth Ranks.

Roots underneath your foes conspire to bind them in place.

Rootbind (Earth. Tier 4) – Spend 5 Earth Edge: Impaired opponents are weakened and immobilized, save ends.

Several stones raise from the ground, then move to deflect enemy attacks.

Whirling Stones (Earth. Tier 4) – *Stance; Maneuver, Engage* 3X dice: Allies in X range increments gain Soak 1 while you are in this stance. Earth attacks you make gain X+1 Edge. X cannot be more than your ranks in Earth. You are slowed X.

A long thin root splits and skewers several of your foes.

Skewerroot (Earth. Tier 4) – *Modifier; ↓X* Earth dice: If this attack hits, use that result again on another foe within 1 range increment from the first, downgrading by one success. You may continue arcing and downgrading as long as you successfully hit a new foe and have hit fewer than X+1 foes. You cannot hit the same foe twice with this attack.

You crack the earth open, releasing dangerous elements upon your foes.

Crack the Earth (Earth. Tier 5) – *Acid, Fire, Poison, or Wind, Attack; Major* x2, ↓X dice: Roll vs Physical on a Line 3X+5 on targets adjacent to stone.

A massive plinth rises, lifting allies out of trouble or simply crushing foes.

Shift Stone (Earth. Tier 5) – *Attack; Full, ↓X+Y* dice: Roll vs (X+Y, Y), a target area Y+1 in X+1 range increments. Success moves earth and stone in that area a number of squares equal to your Edge. Use the same result vs Physical on foes in the area. Creatures on the stone move with it.

The new location of the stone and may be supported by more stone or earth. You cannot use this on hand carved structures, but you can use it on Elemental carved structures. You could potentially use this to make a platform jut out from a cliff.

Unless the area is large enough to carve through to other side of the area you are carving from, it does not leave an empty area. You could shift downward from solid ground to create a pit, but a plinth pushed from the side of a plateau will not create a cave behind it, unless the plinth is large enough to span the entire plateau.

You raise a pillar of stone from the earth. Then it starts walking.

Stone Golem (Earth. Tier 5) – *Stance, Summon; Maneuver* x2: You summon a Large Stone Golem. It has your defenses and composure equal to your physical health and threatens adjacent squares. If it takes wounds, you take that much Mental damage. You split your movement with it. You may use Elemental talents using the golem as the source point. The golem must stay within X range increments of you or crumble. X is your ranks in Earth.

Yes. You may ride the golem.

The ground opens up and swallows you, spitting you out again nearby.

Tunneling (Earth. Tier 6) – *Movement, Attack; Full* x2, Engage X dice until your next turn ends, You are standing on earth or stone: Teleport up to 3X to a square contiguous to earth or stone where you started. Roll vs Physical on each foe in Melee. Impaired foes are pushed Edge squares.

Splinters of stone hurtle at your foes and deflect incoming attacks.

Stoneblades (Earth. Tier 6) – *Stance, Piercing; Quick*, A foe would hit you, Engage 3X+2 Earth dice: Your Earth attacks target an Area X+2. Gain Soak 1+X. End this stance as a maneuver.

A motley creature of earth and stone erupts from the ground, flinging shards of stone at your foe to hinder their movement.

Shrapnel Golem (Earth. Tier 7) – *Stance, Summon; Major* x2: You create a Huge Golem within 1 range increment. It has no defenses and cannot threaten. It's area and adjacent to it is rough terrain Earth ranks. If you do no action with it in a turn or get more than 2 range increments from it, this stance ends as it crumbles to rock and dust.

Piercing; Maneuver: Roll vs Physical on one target in Melee.

Free: Move the Golem Earth ranks squares.

The ground shears open and you foes fall in. Then it closes, crushing them.

Tear the Earth (Earth. Tier 7) – *Attack; Full* x2, ↓X dice: Roll vs Physical on a Line 3X+5. Targets must be standing on stone or dirt. Impaired foes fall 2X squares into the crevice and are knocked prone. Each subsequent turn, Roll vs Physical on foes inside the crevice. When no living creatures are in it, the crevice closes.

Example Level 1 Human Character:


Vilpa, Human Stoneshaper			Hero: Grade 3
Medium Natural Humanoid Human			XPV: 30
Composure Pool: 10 – Defender: taunt 1 foe / turn			SR 6
Physical	Mental	Social	Speed: 6
Brawn 4,5	Genius 3,3	Appeal 3,0	Saves 6, ABCC
Dexterity 2,2	Savvy 1,0	Empathy 2,4	AP: 2
Catapult Slab (Earth P) <i>Crushing, Atk; Major, ↓X</i> dice: Roll vs Phy. on foes in a chain X+1. Impaired foes are pushed or pulled X+1.			
Ironbarbs (Earth T3) <i>Atk; Free, ↓3</i> dice: Roll vs Phy. in Melee 1. This attack deals half dmg.			
Earth Ripple (Earth T3) <i>Maneuver, Engage</i> X+Y dice: An adj. area 4X becomes rough terrain Y.			
Choking Vines (Earth T2) Spend 5 Earth Edge: Targets affected suffer 1 ongoing dmg and are immobilized, save ends.			
Whirling Stones (Earth T4) <i>Stance; Maneuver, Engage</i> 3X dice: Allies in X RIs gain Soak 1 while you are in this stance. Earth attacks you make gain X+1 Edge. Max of 3 (Earth ranks). You are slowed X.			
Earth ABCC (↑3 <i>Standing in a cave, underground.</i> , ↑1 <i>Standing on sand, stone or earth.</i>); Athletics AAAB, Craft ABC, Customs CC, Durability ABCC, Intimidate AAAA, Lore ABC, Nature AAA, Nimble AA, Precision BB, Shrewd AA, Stealth AA, Trickery AA, (Appeal AAA, Savvy A); Normal vision, Prepared: +1 Action Point; Languages: Common			

Gear: Elemental Essence (Earth 2), Tough Skin (Durability 2), Travel Book (Customs 2), Multitool (Craft 1), Book of Lore (Lore 1), 48gp

Vilpa is a practitioner of Way of the Earth, a skill she learned while spending several years in the mines below Vortex.

She developed many of her talents while she was raised by the Stonefoot clan of Dweorn doing much of the mining far below Vortex.

As customary in Dweorn culture, once her skill surpassed that of the rest of the clan, she was encouraged to seek adventure and glory for her clan and to make her mark on history.



Evocation

"Sure, fire and lighting are old news, but they never go out of style."

From the refined, malleable, and exacting force talents to the wild and unleashed chaos magic, Evocation offers a variety of tools.

Chaos talents have a Random component. When used, roll a die that includes as many sides as listed to see which effect is used.

When you first take ranks in Evocation, choose one of the following Prime talents. The others become Tier 2 talents you can learn.

"Nothing quite like a good old bolt of elemental energies."

Energy Bolt (Evocation. Prime) – *Cold, Fire, or Lightning, Attack*; Major, \downarrow X dice: Roll vs Physical on a foe in X+2 range increments.

"Magic, do as you will."

Chaos Bolt (Evocation. Prime) – *Chaos, Attack*; Major: Chaos vs Variable on a foe in 1 range increment. Choose a target. Random. The attack gains the named type, target defense, and effect.

0 Humiliate: vs Social, +1 damage.

1 Fire: vs Physical, spend 2X Edge: X ongoing damage, save ends.

2 Cold: vs Physical, target is slowed 2, save ends.

3 Lightning: vs Physical, spend X Edge: target is pushed X+2.

4 Crushing: vs Physical, spend 1 Edge: target is knocked prone.

5 Poison: vs Physical, spend 2 Edge: target is weakened, save ends.

6 Acid: vs Physical ongoing on foe and foes adjacent to it, save ends.

7 Radiant: vs Social. Heal 2 on an ally adjacent to you or the target.

8 Web: vs Physical, half damage. The foe is immobilized, save ends.

9 Phantasm: vs Mental, target is dazed, save ends.

You unleash a blast of refined power upon your foes.

Force Burst (Evocation. Prime) – *Force, Crushing or Slicing, Attack*; Major, \downarrow X dice: Roll vs Physical on an Area X+2.

The weapon leaps from your hand and battles your foe on its own.

Animate Weapon (Evocation. Tier 1) – Variable action, Sustain engage 2X dice: An object within X range increments makes an action of the type you spent as if you were there using it.

A searing black beam leaps from your fingertips, atrophying your foes.

Bernard's Black Beam (Evocation. Tier 1) – *Modifier*; \downarrow X+2 dice: Your roll targets a Line 2X. Impaired foes are weakened, save ends.

A quick dip into chaos gets you something useful. What exactly? Something!

Boon (Evocation. Tier 1) – *Chaos*; Maneuver: Random. X is Evocation ranks.

1 Heart: Roll X A dice to heal composure on you or an adjacent ally.

2 Hand: Upgrade your next roll by X dice.

3 Lung: Heal 1 composure and make a save with a +X bonus.

4 Foot: You may shift X+1 squares.

5 Mind: Gain X-1 Soak for one turn.

6 Muscle: +X to your damage for one turn.

Translucent blocks of force appear and bar movement or provide cover, a bridge or even a set of stairs to climb.

False Matter (Evocation. Tier 1) – *Force*; Major, Sustain engage X+Y dice: Roll vs X,X. Success means you create X translucent blocks of solid force, filling a chain of squares with in the Y range increments. You may make the blocks rough terrain up to X,X. Failure means you take that much damage.

The cubes cannot be placed in squares containing creatures. They block line of sight. You may make any number of the blocks into stairs instead of cubes.

Each cube must have a solid surface or another cube below it or on at least two opposite sides or it vanishes. If the character has Anchor, it can be attached on 1 side, however.

The powerful blast sears the terrain, making it difficult to navigate.

Perrin's Blast (Evocation. Tier 1) – *Modifier*; \downarrow 2X Fire or Cold dice: This attack targets an area X+1. On any success, the area is rough terrain X and deals X damage to creatures that end their next turn in it.

You open a conduit for the magic to do... something.

Weirdness (Evocation. Tier 1) – *Chaos, Attack*; Maneuver, \downarrow X dice, Choose a target in X+1 range increments: Random.

1 Regenerate: Heal Evocation ranks composure to you.

2 Shield: Upgrade your defenses by 1 for Evocation ranks turns.

3 Crushing: \downarrow 2. Roll vs Physical against target.

4 Cold: \downarrow 4. Roll vs Physical in area 5 on target.

5 Piercing: Target takes Evocation ranks damage, ignoring defenses.

6 Teleport: Teleport up to Evocation squares.

7 Web: Area 3 on target is rough terrain, roll Evocation for DT.

8 Wilt: Target is slowed 4 and \downarrow Evocation ranks, ignoring defenses.

A weight of force hinders your enemy's movement.

Anchor (Evocation. Tier 2) – *Force*; Spend 7 Evocation Edge: Impaired foes are immobilized, save ends.

A jagged bolt strikes a foe, then arcs out, striking several more.

Cascade of Maris (Evocation. Tier 2) – *Modifier*; \downarrow X Acid or Lightning dice: If this attack hits, use that result again on another foe within 1 range increment from the first, downgrading by one success. You may continue arcing and downgrading as long as you successfully hit a new foe and have hit fewer than X+1 foes. You cannot hit the same foe twice with this attack.

"More energies means more options! I've got one for each of ya."

Exotic Materia (Evocation. Tier 2) – Perk: You may change types in your attack talents: You can use Acid, Poison, or Radiant instead of Fire or Crushing.

You fling a stone at the target, which strikes with dreadful force.

Kavron's Unerring Strike (Evocation. Tier 2) – *Crushing, Force, Attack*; Full, \uparrow 6: Roll vs Physical on a foe in 2 range increments. This deals half damage, maximum of your ranks in Evocation.

You unleash raw power on your target in an unpredictable way.

Wild Strike (Evocation. Tier 2) – *Chaos, Modifier*; Maneuver: Before the next action's Evocation roll, Random. X is Evocation ranks.

1 Shatter: +X damage.

2 Burst: Area 3+X

3 Beam: Adjacent line 8+X

4 Pelt: \downarrow 2 dice, area 5+X

5 Wall: 1 range increment, line 4+X

6 Blast: Adjacent line 2+X, area 3

"This... is not exactly what I was hoping for. But I'll take it."

Chaos Reaction (Evocation. Tier 3) – *Chaos*; Free, You missed with a Chaos roll: Use Boon.

You must purchase Boon to be able to purchase Chaos Reaction.

This bolt of energy arcs around corners to strike at your foes.

Curved Bolt (Evocation. Tier 3) – *Modifier*; Maneuver, \downarrow 2X+2 dice: Your roll targets a Chain 3X+4. This attack ignores cover.

You summon a surge of wild energies that swirl about you, protecting you.

Chaos Shield (Evocation. Tier 3) – *Stance, Chaos*; Maneuver: Random.

1 Shadow: You gain Soak 1.

2 Wind: You gain Dexterity defense +2

3 Earth: You gain Brawn defense +2

4 Lightning: Free, A foe hit you, ↓4 dice: Roll vs Physical on them.

5 Fire: At the start of your turns, roll ↓4 vs Physical in Melee 1.

6 Radiant: Heal 1 composure each time you use a Movement action.

You are prepping a spell, waiting for the right moment to unleash it.

Delayed Casting (Evocation. Tier 3) – *Stance*; Maneuver: An orb appears in your hand. You may spend orbs on any Evocation roll. If you do, this stance ends and gain ↑X where X is the orbs spent.

Free, You have fewer orbs than Evocation ranks: Add an orb.

A strike like this has to be shared.

Kavron's Splash (Evocation. Tier 3) – *Modifier*; ↓1 Acid, Force, or Poison die: If this attack hits, use that result again on each foe adjacent to that target you didn't already hit with this attack.

You unleash a massive wave of chaos and blanket unsuspecting foes.

Chaos Lash (Evocation. Tier 4) – *Chaos*; Quick, You have physical or social wounds, Spend X crits: Roll Weirdness on X foes.

You must purchase Weirdness to be able to purchase Chaos Lash.

"I'm going to go... over there. Somewhere."

Jaunty Step (Evocation. Tier 4) – *Chaos, Teleport, Movement*; Maneuver: Choose a direction. Roll Evocation. Teleport to the furthest unoccupied and immediately safe square in that direction up to the lesser of Success and Edge squares away.

In a flash of energy, several foes suddenly slam together in a heap.

Kavron's Pulse (Evocation. Tier 4) – *Modifier, Force*; You are using an Area or Line attack, ↓X Force or Lightning dice: Impaired foes are pulled X towards the area's origin.

A wall of energies erupts forth from the ground, hindering and surrounding your harried foes.

Perrin's Wall (Evocation. Tier 4) – Sustain engage X Cold, Force, or Lightning dice: This attack targets a chain 2X. On any success, the area is rough terrain 2X.

You open a large area up to unpredictable untamed energies.

Wild Rain (Evocation. Tier 4) – *Chaos, Modifier*; Maneuver, Roll a 6-sided die as X: Your roll targets an area X and has ↑(6-X).

You imbue your allies' attacks with raw energy.

Imbue Energy (Evocation. Tier 5) – Spend 2X Evocation Edge: Allies in X range increments gain ↑X until your next turn.

You disappear from sight and reappear elsewhere a moment later.

Leave (Evocation. Tier 5) – *Chaos, Teleport, Movement*; Full: Roll an 8 sided die to determine a Random direction. Roll Evocation. Teleport yourself and any adjacent willing allies to the furthest unoccupied and immediately safe squares in 30 degrees that direction up to Success + Edge squares away.

Note that if there are no valid locations, the characters might move one square or not at all. The spell will try and keep the characters together but in separate squares, but if required, they could all end up in separate rooms, as long as they are all in the same general area.

Immediately safe only means that they won't be in danger from the location for the next minute. There may be enemies, however.

The caster can spend one action point to pick two directions, at least 45 degrees apart. One is chosen randomly.

The energies shimmer and split into three distinct strikes.

Prism (Evocation. Tier 5) – *Chaos*; Major x2: Make the following 3 attacks on a foe in 1 range increment, dealing half damage each.

Fire; Roll vs Physical. Impaired foes have -2 to defenses, save ends.

Lightning; Roll vs Mental. Impaired foes are dazed, save ends.

Cold; Roll vs Social. Impaired foes are weakened, save ends.

Spheres of force appear, hovering above the your open palm.

Spheres of Force (Evocation. Tier 5) – *Stance, Force*; Maneuver: X spheres hover near you, where X is your ranks in Evocation.

Spend X Spheres: Upgrade your next attack roll by 1 die for each sphere spent. If you spend all remaining spheres, end this stance.

Maneuver: Reset the number of spheres to your ranks in Force.

Chaos surrounds you, infusing your magic with random energies.

Wild Warp (Evocation. Tier 5) – *Stance, Chaos*; Maneuver:

Free, Spend X crits: Roll X Boons or Weirdnesses.

You must purchase Boon or Weirdness to be able to get Wild Warp.

"At least they're gone! Right?"

Chaos Storm (Evocation. Tier 6) – *Chaos, Modifier*; ↓5 dice: Affected foes also have Leave cast on them.

You create a barrier using shards of force that swirl about, protecting you.

Force Shards (Evocation. Tier 6) – *Stance, Force*; Maneuver: If you roll a number die for a talent, roll twice and choose one.

Spend X Crits: Upgrade your defenses by X until your next turn ends. X cannot be more than your Force ranks.

This talent can temper chaos slightly. When rolling on a Chaos table, you get to roll twice and pick one result.

You open up a realm of chaos, teleporting those within it randomly.

Force Ripple (Evocation. Tier 6) – *Force*; Free, Spend X crits: Slide yourself, each ally and each enemy in X squares of you up to X squares in any direction.

Your foes are suddenly trampled by a stampede of... something.

Stampede (Evocation. Tier 6) – *Chaos, Modifier*; Maneuver, ↓X: Your targets a line 2X and adjacent squares.

When your mind is clear, everything falls into place perfectly.

Full Clarity (Evocation. Tier 7) – Perk: While you have no wounds and full composure, you may spend an action point to reroll up to X blanks when rolling a skill. X is your ranks in Evocation.

"Ahhh, my hair is purple today. That means web, right?"

Power of Chaos (Evocation. Tier 7) – *Chaos*; Perk: Whenever you gain an action point, choose a talent with Random. Preroll the Random chart. The next time you use that talent, use that result.

Multifaceted strikes broaden your options even more.

Vibrant Power (Evocation. Tier 7) – *Stance*; Maneuver. While in this stance, once per turn you may spend X successes: Gain 2X Edge. Choose a type from an Evocation talent you have. Add it to this attack and its results.

Fire

"Insatiable, uncatchable, bites but cannot be held."

The element of fire is all about heat and flames and combustion and similar things as well as the ability to create fire elementals. Fire is about burning your foes to a crisp before they can ever lay a hand on you. Fire is particularly good at damage.



When you first take ranks in Fire, choose one of the following Prime talents. The others become Tier 2 talents you can learn.

Your weapon blazes with white-hot fire.

Blazing Strike (Fire. Prime) – *Attack*; Major, Weapon, $\downarrow 2X$ dice: Shift $X+1$ squares. Roll vs Physical on a foe in Melee.

A torrent of hellish flame spews forth, scorching your foes.

Demonflame (Fire. Prime) – *Attack*; Major, $\downarrow 2X$ dice: Roll vs Physical on an adjacent line $2X+2$. Impaired foes take X ongoing damage, save ends.

Fire bursts forth from your palms, charring your foes.

Fireblast (Fire. Prime) – *Attack*; Major, $\downarrow X$ dice: Roll vs Physical on foes in an area $X+1$.

A white-hot jet of flame streaks from your fingertips to the target.

Singe (Fire. Prime) – *Attack*; Major, $\downarrow X$ dice: Roll vs Physical on a foe in $X+1$ range increments. $+1$ damage on hit.

Flames whip around obstacles to strike your foes.

Flame Whip (Fire. Tier 1) – *Modifier*; $\downarrow 2X+1$ Fire dice: Your roll covers a Chain $3X+3$.

This one's already ablaze, and you didn't even try all that hard.

Ignite (Fire. Tier 1) – Spend $3X$ Fire Edge: Affected foes have ongoing damage X , save ends.

The flames linger, then erupt explosively, leaving a painful, burning gash.

Infernal Gash (Fire. Tier 1) – Free, You hit the target with Fire last turn: $\uparrow X$ dice. X is your Fire ranks.

A wave of flame washes over your foes

Thermal Flow (Fire. Tier 1) – *Modifier*; $\downarrow X$ dice: This roll affects an Area $X+1$.

Cinders blanket your foes, scorching them.

Spark Shower (Fire. Tier 1) – *Modifier*; $\downarrow X$ dice: This roll affects an Area $2X+2$, but deals half damage on a hit.

You become a streak of flames consuming the battlefield.

Blazerush (Fire. Tier 2) – *Movement*; Maneuver $\times 2$, Engage X dice: Shift X + fire ranks. At the end of the shift, you have leverage against adjacent foes until your next turn ends.

You engulf the target in flames, making them more vulnerable to attack.

Char (Fire. Tier 2) – Spend $3X$ Fire Edge. Affected foes downgrade their physical defenses by X , save ends.

Flames circle in front of you, deflecting some types of attacks.

Flame Shield (Fire. Tier 2) – *Stance*; Maneuver, Engage X dice: You have Soak X versus Air, Cold, Fire, and Water damage from sources in front of you. X cannot be more than your Fire ranks.

The very earth under your foes seems to give, making movement difficult.

Molten Magma (Fire. Tier 2) – Spend $4X$ Fire or Earth Edge or spend X Fire or Earth crits: Impaired targets are slowed X and have ongoing damage X , save ends.

Wreathed in flames, you wade into the fray.

Ablaze (Fire. Tier 3) – *Stance*; Maneuver, Engage $3X$ dice: At the end of each of your turns, enemies adjacent to you take X fire damage. $+X$ damage on hit. X cannot be more than your Fire ranks.

A small figure of flame appears and strikes from a flanking position.

Blazing Ember (Fire. Tier 3) – *Stance, Summon*; Maneuver: You summon an infernal being. It has no hit points or defense, but can threaten foes. If it is more than X squares away, end this stance.

Fire, Attack; Free, You and the Ember are flanking a foe that you hit: The target takes X damage from the Ember. Shift it X squares. X cannot be more than your Fire ranks.

Smoke assaults your opponents' eyes, leaving them sightless for the moment.

Smoke (Fire. Tier 3) – Spend $2X$ Fire Edge or X Fire crits: X impaired foes are blinded, save ends.

You surge forward, wreathed in demonic flames.

Demon Surge (Fire. Tier 3) – *Movement, Attack*; Full: Shift 2. Roll vs Physical on each foe adjacent to you before and after the shift.

Lava bubbles up under your foes, scalding and immobilizing them.

Lava Pit (Fire. Tier 3) – Spend $4+4X$ Fire or Earth Edge or spend $1+X$ Fire or Earth crits: Impaired targets are immobilized and have ongoing damage X , save ends.

A horde of fire creatures rush forth, clearing a path.

Torrent of Torment (Fire. Tier 3) – *Attack*; Full, $\uparrow 2$, $\downarrow X$ dice: Roll vs Physical on a line $X+2$. Half of the damage dealt is instead ongoing damage, save ends.

***-5.57*(1.25+0.125*C76)/(1.125-0.77*C76)

Your foe is helpless, choking on the soot and coals.

Choking Cinders (Fire. Tier 4) – Spend $4+2X$ Fire Edge or $2+X$ Fire Crits: Impaired foes are staggered and have ongoing damage X , save ends.

A white-hot hellfire bolt ignites a burst of flames, striking nearby foes.

Furnace Blast (Fire. Tier 4) – Maneuver, You hit a target with Fire: Roll vs Physical in an area 3 adjacent to the target. Deal half damage on a hit.

You blaze across the battlefield at high speed, wreathed in flames.

Hellfire Rush (Fire. Tier 4) – *Modifier*; Maneuver, $\downarrow X$ dice: This roll affects a line $X+1$. Shift to a square adjacent to its end. Gain 1 Soak for one turn.

****-4*(1+0.25*(1+C74))-0.77*2*C74+1.5-5+1.5*0.5*(1+C74)

The Earth around your foes melts and burns.

Magma Flow (Fire. Tier 4) – Perk: You may use Fire or Earth dice for Fire and Earth talents. When you do, they gain both keywords.

For the purposes of Power Source bonuses, each time you use a Fire or Earth talent, you choose whether it is counted as a Fire talent or an Earth talent.

Your attack creates deadly gasses that poison your foes.

Noxious Fumes (Fire. Tier 4) – Modifier, Poison; \downarrow X Fire or Earth dice: Also roll against enemies in X squares of the area's edges. Those targets take poison damage, and the damage is halved.

You point and suddenly a huge bonfire erupts, charring your foes.

Blazing Inferno (Fire. Tier 5) – Modifier; Maneuver, \downarrow 2X dice: This roll affects an area 2X+1. Targets in the area's center square take X+1 additional damage.

Intense heat engulfs your foes, setting them aflame with irresistible heat.

Conflagration (Fire. Tier 5) – Perk: Affected foes suffer ongoing damage X, where X is the number of Earth or Fire crits you rolled.

Using your nearby foes as fuel, you empower your upcoming strikes.

Consume (Fire. Tier 5) – Maneuver, Spend 4X Fire Edge or X Fire Crits: \downarrow X to impaired foes and you gain \uparrow X+Y Fire until your next turn ends, where Y is the number of impaired foes.

X can be 0, in which case you just gain an upgrade equal to the number of impaired foes and no foes are downgraded.

A massive wall of fire erupts on the battlefield.

Flamewall (Fire. Tier 5) – Modifier; Maneuver, Engage 2X Fire dice: Your roll covers a chain 3X. Creatures who end their turn in the area take half your Fire ranks ongoing damage, save ends.

"The burning blood of a body with no head and no heart."

Pyroclastic Flow (Fire. Tier 5) – Stance; Maneuver: Whenever you roll a Fire or Earth crit, Impaired foes are slid 2 and immobilized for one turn.

Jets of flame let you dash about in midair.

Blazing Wings (Fire. Tier 6) – Movement, Stance; Full x2: Whenever you shift, you may instead make a flying shift. Enemies that end their turn adjacent to you take Fire ranks fire damage. Free: Shift 1 square.

"Flame and bone, muscle and sinew. I am a furnace of hellfire!"

Demon Strength (Fire. Tier 6) – Stance; Full, Engage X dice: Free, You rolled less than X on a Fire roll. Roll X A dice and add them to that roll. X cannot be more than your Fire ranks.

Lava Bubble (Fire. Tier 6) –

A searing line of fire erupts from your palms, clearing a path.

Scorching Beam (Fire. Tier 6) – Attack; Full x2, \downarrow X+2 dice: Roll vs Physical on a Line 2X+5. Damage is instead ongoing, save ends. All foes in and adjacent to the area also take half Fire ranks damage.

Magma erupts from the earth, blanketing your foes.

Magmastorm (Fire. Tier 7) –

A blazing figure appears, attacking foes and imbuing your attacks with fire.

Walking Conflagration (Fire. Tier 7) – Stance, Summon; Major x2: You create a Huge Golem within 1 range increment. It has no defenses and cannot threaten. It deals Fire ranks damage to foes that end their turn it or next to it. If you do no action with it in a turn or get more than 1 range increment from it, the stance ends as vanishes. Maneuver: Roll vs Physical on one target in Melee. Free: Move the Golem Fire ranks squares.

White hot flames erupt from your hands, reducing enemies to ash.

Burn (Fire. Tier 7) – Attack; Full x2, \downarrow X dice: Roll vs Physical on an area X+1. Affected foes also take an additional Fire ranks damage and Successes ongoing damage, save ends. Unaffected foes in the area take half Fire ranks damage.

Example Level 1 Fire Character:

Neera, Dragonblood Flamekeeper Hero: Grade 3 Medium Draconic Humanoid (Base Species) XPV: 30

Composure Pool: 7 – Controller: \downarrow 1 1 foe / turn SR 6
Physical Mental Social Speed: 6
Brawn 3,1 Genius 1,1 Appeal 2,0 Saves 7, ABCC
Dexterity 4,5 Savvy 3,5 Empathy 2,0 AP: 1

Blazing Strike (Fire P) Atk; Major, Weapon, \downarrow 2X dice: Shift X+1 squares. Roll vs Phy. on a foe in Melee.

Demon Surge (Fire T3) Movement, Atk; Full: Shift 2. Roll vs Phy. on each foe adj. to you before and after the shift.

Flame Whip (Fire T1) Modifier; \downarrow 2X+1 Fire dice: Your roll covers a Chain 3X+3.

Choking Cinders (Fire T4) Spend 4+2X Fire Edge or 2+X Fire Crits: Impaired foes are staggered and have ongoing dmg X, save ends.

Conflagration (Fire T5) Perk: Affected foes suffer ongoing dmg X, where X is the number of Earth or Fire crits you rolled.


Fire ABCC (Stunt Bonus: +AAA); Athletics AAA, Craft A, Durability AAB, Intimidate AAA, Lore B, Nature A, Nimble ABBC, Perception BCC, Precision ABCC, Stealth ABBC, Tactics AAA, Vigilance AAA, (Appeal, Empathy AA); Infravision; Languages: Common, Dragon

Gear: Keen Eye (Precision 2, Perception 2), Flaming Meteor Hammer (2pts) **2H Heavy Chain Fire Hammer Reach +0 and +1 Slow 1 (Fire 2)**, Light Clothes (Nimble 1), Soft Shoes (Stealth 1), 48gp

Neera inherited the Flaming Meteor Hammer of Vorlakk from her mother, who taught her how to wield it and learn its many secrets.

10 generations ago, her maternal ancestor was infertile due to a specific mix of dragon blood in her ancestry. The Great Dragon gave her the Hammer and told her that her mastery would unlock the power of her dragon blood. Once she did, she was able to conceive spontaneously through parthenogenesis. She had a daughter, as has every generation thereafter.

Neera now ventures forth into the world to hone her skills so that she can teach her future daughter.



Hunter

"You blink, you lose sight of me. You lose sight of me, you're dead."

The Hunter skill focuses on striking targets melee and ranged. Hunter is designed to take on multiple opponents and work well in close combat and at range as well. Hunter helps you take advantage of stealth and distance.

Unlike other Trained Skills that have a choice of Prime talents, all Hunter-using characters gain the following double talent as their Prime talent.

You make a long range shot or an slight reposition and a strike.

Hunter Shot (Hunter. Prime) – Attack; Major, Ranged Weapon, ↓X dice: Roll vs Physical on a foe in X+2 range increments.

Hunter Strike (Hunter. Prime) – Attack; Major, Melee Weapon: Move 1 square. Roll vs Physical on a foe in Melee.

After your strike, you make a quick step to the side for safety.

Backpedal (Hunter. Tier 1) – Free, You hit a foe: Shift one square.

The target reels from this well-aimed strike to their vitals.

Called Shot (Hunter. Tier 1) – Modifier; ↓X dice: Affected foes downgrade their dice by X, save ends.

This shot sinks in deep so that you can bleed out the foe.

Hunter's Fang (Hunter. Tier 1) – Spend 3 Weapon Edge: Affected foes have ongoing damage 1, save ends.

You shower your foes with a barrage of projectiles.

Rain of Pain (Hunter. Tier 1) – Attack; Full, Weapon: Move 1 square. Roll vs Physical against an area 3 in 1 range increment.

You fling several projectiles at multiple targets.

Scattershot (Hunter. Tier 1) – Attack; Major, Weapon, ↓3X dice: Move 1 square. Roll vs Physical against an adjacent area 4.

You take a moment to focus and land your next strike perfectly.

Accurate Strike (Hunter. Tier 2) – Modifier; Upgrade your dice by your ranks in Hunter: Damage and Edge from this attack is halved.

You move your feet in a bewildering dance, confusing your opponents.

Fancy Footwork (Hunter. Tier 2) – Spend 2X Weapon Edge: Shift X. X cannot be more than your ranks in Hunter.

You let loose quickly without taking much time to aim.

Let Fly (Hunter. Tier 2) – Attack; Maneuver, Ranged Weapon, ↓3X dice: Roll vs Physical on a foe in X range increments.

You loose a volley of shots on your foes, sacrificing aim for quantity.

Rapid Shot (Hunter. Tier 2) – Modifier; ↓2X dice: The attack targets X+1 foes within range.

A deadly strike. Made even deadlier against an unaware foe

Assassinate (Hunter. Tier 3) – Modifier; ↓2X dice, Leverage: On a hit, roll and add X additional B dice to the result.

You shift into a stance that enables you to aim better at distant foes.

Long Range Form (Hunter. Tier 3) – Stance, Stable; Maneuver: ↑1 dice vs foes at 2 range increments and further. You are slowed 3.

You shift into a stance more appropriate for close quarter archery.

Point Blank Form (Hunter. Tier 3) – Stance, Agile; Maneuver: ↑1 Ranged dice vs foes within 1 range increment.

Your strike forces your foe to expose their weaknesses.

Revealing Strike (Hunter. Tier 3) – Modifier; ↓2X dice: Affected foes have an X penalty to defenses, save ends.

Hide your strikes from your foe and you more easily strike their hide.

Concealed Strikes (Hunter. Tier 4) – Perk: You gain Hunter ranks upgrades to conceal attacks with light weapons.

You shift into a stance that lets you dance through combat.

Mobile Form (Hunter. Tier 4) – Stance, Agile; Maneuver: Movement; You hit a foe with a Weapon: Shift one square.

This shot nails the foe to the floor, keeping them from escaping.

Pin Down (Hunter. Tier 4) – Spend X Ranged Weapon crits: X targets struck are immobilized, save ends.

Foolish quarry. No target is out of your reach, especially a running one.

Shoot Down (Hunter. Tier 4) – Modifier; ↓X dice: Affected foes by this attack who moved at least 1 range increment away from you since your last turn take X additional damage.

In a flash your enemies are blinded, letting you slip around back.

Flash Powder (Hunter. Tier 5) – Spend 4 Weapon Edge: Impaired foes are blinded, save ends.

You throw your foes off by never being where they expect.

Sly Step (Hunter. Tier 5) – Perk: Whenever you shift, gain a +1 to defenses for one turn.

Catching your target unawares, you can more easily dodge around them.

Sly Strike Stance (Hunter. Tier 5) – Stance, Agile; Maneuver, Engage X dice: When you attack a foe you have leverage against, shift 1. If you miss with a Weapon roll, gain +2 to conceal the attack.

Taking stock of your quarry, you prepare a killing blow.

Take Aim (Hunter. Tier 5) – Attack; Full, Choose a target: Until the end of your next turn, you gain ↑X against the foe with your next attack, where X is Hunter Ranks.

Unleashing a shower of ammunition, you pummel your foes into submission.

Intense Bombardment (Hunter. Tier 6) – Attack; Full, Ranged Weapon, ↑3: Move 1 square. Roll vs Physical against an area 3 in 2 range increments. Impaired foes have -2 to defenses, save ends.

You fire up to three shots at once, one for each target.

Three Fangs (Hunter. Tier 6) – Attack; Full, Ranged Weapon, ↓3X dice and spend three ammo: Roll vs Physical against up to three enemies in X range increments.

The shot ricochets off of a foe's helm to strike your true target.

Trick Shot (Hunter. Tier 6) – Attack; Free, Ranged Weapon, Spend 6+X Edge or X crits: Roll vs Physical on a foe in X+1 range increments of a target you hit with your previous action.

You use the strike's momentum to get everyone in an advantageous position.

Hunter's Mark (Hunter. Tier 7) – Attack, Agile; Major, ↓X: Roll a Hunter Shot or Hunter Strike on a single target with no other modifiers. On success, you begin the following stance:

Stance; You have ↑X+3 against the target and ↓3 on other foes.

You use the strike's momentum to get everyone in an advantageous position.

Deadly Dance (Hunter, Tier 7) – *Stance, Agile*; Maneuver x2:

Movement; Free, You hit a foe with a Weapon: Slide the foe 1. Shift you and willing allies now adjacent to you or the foe 1 square.

You drive your strike deep into your foe and with a calculated twist.

Final Strike (Hunter, Tier 7) – *Attack*; Full x2, Weapon, ↑3: Shift 1 square. Use a Hunter Shot or Hunter Strike. Deal double damage.

Example Level 1 Fire Character:

Yant, Treefolk Hunter			Hero: Grade 3
Medium Natural Humanoid Treefolk			XPV: 30
Composure Pool: 10 – Defender: taunt 1 foe / turn			SR 6
Physical*	Mental	Social	Speed: 5
Brawn 2,0	Genius 4,5	Appeal 2,0	Saves 6, ABCC
Dexterity 2,3	Savvy 1,1	Empathy 4,5	AP: 1
Hunter Shot (<i>Hunter P</i>) <i>Atk</i> ; Major, Ranged Weapon, ↓X dice: Roll vs Phy. on a foe in X+2 RIs.			
Hunter Strike (<i>Hunter P</i>) <i>Atk</i> ; Major, Melee Weapon: Move 1 square. Roll vs Phy. on a foe in Melee.			
Captivate (<i>Mind P</i>) <i>Phantasm</i> ; ↓X dice: Roll vs Men. on a foe in X RIs. Impaired foes are distracted, save ends. Slide them 1 square.			
Fae Comfort (<i>Mind T2</i>) <i>Maneuver</i> : Heal yourself or an adj. ally X composure where X is your ranks in Mind.			
Backpedal (<i>Hunter T1</i>) <i>Free</i> , You hit a foe: Shift one square.			
Deceive (<i>Mind T2</i>) <i>Spend</i> 6X Men. <i>Edge</i> : X targets struck confuse friends for foes and foes for friends, save ends.			
Point Blank Form (<i>Hunter T3</i>) <i>Stance, Agile</i> ; <i>Maneuver</i> : ↑1 Ranged dice vs foes within 1 RI.			

Hunter ABCC (*Stunt Bonus: +AAA*),

Mind ABCC, Earth ABCC (*Blood / turn: 3, Contract Bonus: ↑3*); Craft AAAA, Lore AAAB, Nature AAAA, Nimble BC, Perception B, Precision AB, Stealth BC, Tactics A, Vigilance A, (Appeal, Brawn AA, Empathy AAAA); Normal Vision, ***Invulnerable (Cold, Water, Wind), Resist (Crushing 1), Vulnerable (Fire, Slashing) 2**, Skinny 1, Treeshift to Pine tree as Full x2 action; Languages: Common, Plant

Gear: Fae Bower (Mind 2, Earth 2), Long Bow (2pt) **2H Heavy Bow Ranged Reload Free +1 damage Puncture 1** (Hunter 2), Light Clothes (Nimble 1), Soft Shoes (Stealth 1), 48gp

*** Brawn: 2, Dexterity: 2, Genius: 4, Savvy: 1, Appeal: 2, Empathy: 4; Background Ninja; Skill Ranks: Precision 1, Hunter 3, Mind 3, Earth 2

Last time Yant rested, when they woke up, a bower of Fae had nested in their branches. They had needed to flee their forest as it had been destroyed by The Black Claw.

Yant has decided to correct this injustice and Bonded with the Fae Bower to use their powers and a bow to wipe out the arsonists.

Innovator

“Okay, so I upgraded your sword to fire jets of flame with every swing. What? Why would you want that you ask? Why wouldn’t you want that!”

The Innovator skill allows the character to teleport, create mechanical devices to aid allies, and even manipulate time. The Innovator is a jack-of-all trades and master of ingenuity.

Some Innovator talents use your artifices or automatons within X range increments of you. You may only have X automatons functioning at once. X is your ranks in Innovator. You may designate 2X of your gear items as automatons. They do not need to be gear with Innovator value. Your automatons have defenses and composure equivalent to yours. If an automaton’s composure is spent, it falls to the ground useless. You will need to spend a minute repairing it before it can be activated again.

When you first take ranks in Innovator, choose one of the following Prime talents. The others become Tier 2 talents you can learn.

The natural chaos surrounding your foes increases, tearing them apart.

Accelerate Entropy (Innovator. Prime) – Temporal, Attack; Major: Roll vs Physical on a foe who was in Melee this or the last two turns.

The device is mighty strange-looking, but it serves its purpose well.

Artificer’s Strike (Innovator. Prime) – Crushing, Slicing, or Piercing, Attack, Automaton; Major: Roll vs Physical on a foe in Melee of your active automatons. Slide impaired foes 1 square.

The distance between you and your foe adjusts immensely.

Spatial Stretch (Innovator. Prime) – Spatial, Attack; Major: Roll vs Physical on a foe in 1 range increment. Impaired foes are pushed or pulled Success.

You take a moment to give a moment. Time is funny that way.

Blink Dash (Innovator. Tier 1) – Modifier, Temporal; ↓2X dice: Shift X squares before or after the attack.

Blinding light directed at your foes’ eyes makes it tough to hit you.

Flashbeam (Innovator. Tier 1) – Modifier, Radiant; Free: Damage is mental. Impaired foes are blinded until your next turn ends.

“Oh, ouch. That’s gonna linger.”

Persistence (Innovator. Tier 1) – Spend 2X+1 Slicing or Innovator Edge: Affected foes suffer X ongoing damage, save ends.

Space crushes your target, shoving them over a bit.

Spatial Pinch (Innovator. Tier 1) – Attack; Major: Roll vs Physical on a foe in Melee. Impaired foes are slid Innovator ranks squares.

“Space and time are the same. Never enough of either one.”

Warp Space (Innovator. Tier 1) – Modifier; Spend 1+X Edge: Impaired foes are slid X squares

You gesture at an ally. A small orb hovers around that ally, defending them.

Guardian Automaton (Innovator. Tier 2) – Maneuver, Choose an automaton you control. Until the end of your next turn, enemies that end their turn in Melee 1 of it take Innovator ranks acid damage.

Space warps and pulls at your foe’s limbs, slowing their movement.

Impede (Innovator. Tier 2) – Spend X Innovator Edge: Impaired foes are slowed X, save ends.

“Now, focus that energy narrowly, it gains greater impetus and force.”

Lancing Strike (Innovator. Tier 2) – Modifier; ↓X+1 Innovator dice: This roll gains a line 2X+3.

You activate a small automaton to harass your foes.

Mobile Automaton (Innovator. Tier 2) – Perk: When you would move or shift, you can have one of your automatons move or shift instead. An automaton that moved this turn threatens adjacent foes.

You may split a move between you and your automatons this way.

Blobs of oily goop spatter the area, then begin to catch on fire.

Sticky Flames (Innovator. Tier 2) – Spend 2X+1 Fire Edge: Foes not struck by this attack take X damage at the end of their next turn if they are standing next to a foe struck by this attack.

You clamp your foe in place.

Vise Grip (Innovator. Tier 2) – Modifier; Maneuver, ↑2: Spend 3 Crushing Edge: Impaired foes are immobilized, save ends.

Space bends around you and you reappear a short distance away.

Warp Step (Innovator. Tier 2) – Teleport; Maneuver: Teleport 1 square. Upgrade your defenses by 1 for one turn.

“Wow. Um... we should figure out how to do that again on purpose.”

Detonate (Innovator. Tier 3) – Modifier; ↓2 dice: Impaired foes are knocked prone.

Time divided is sometimes worth more than time whole.

Divvy Time (Innovator. Tier 3) – Temporal; Spend X Edge. Choose one:

Time to Spare: ↑X your next initiative roll. ↓X the turn after that.

Bide Time: ↓X your next initiative roll. ↑X the roll after that.

A massive belch of flame engulfs your foe.

Gout of Fire (Innovator. Tier 3) – Modifier, Fire; Free, ↑1: Spend 3X Edge: Affected foes take X ongoing damage, save ends.

You throw a ball of energy, enveloping the target, and suddenly you are standing in his place.

Kavron’s Body Swap (Innovator. Tier 3) – Teleport; Spend 4 Arcane Edge: Swap places with an affected foe.

You alter what just happened, an attack that hit an ally is reverted.

Revise History (Innovator. Tier 3) – Healing; Spend X+2Y Temporal Edge: Heal X physical composure on Y creatures you were adjacent to at least once since the start of your previous turn. X cannot be more than your ranks in Innovator.

Your foe becomes a doorway for a moment.

Step Through (Innovator. Tier 3) – Teleport; Spend 6 Innovator Edge: Teleport to a space next to an affected foe.

You inject some chill into the strike, freezing foes to the core.

Arctic Touch (Innovator. Tier 4) – Modifier, Cold; Maneuver, ↑2: Spend 2X Innovator Edge: Impaired foes are dazed, save ends.

You carefully study your surroundings, prepared with an escape plan.

Backup Plan (Innovator. Tier 4) – Stance, Temporal; Maneuver: Free: Roll Innovator. Teleport up to Success + Edge to a square you have been in since entering this stance. This stance ends. Major: Use the ability above, but teleport willing adjacent allies also.

A momentary a blink. Time is slowed for an ally as you reappear elsewhere.

Channel Time (Innovator. Tier 4) – Free, Spend X+7 Temporal Edge: An ally of your grade or lower in X+1 range increments may take an immediate major action. You may shift X.

You infuse this strike with intense electrical power, sending foes reeling.

Electromancy (Innovator. Tier 4) – Modifier; Lightning; Free, ↑1: Spend 4 Innovator Edge: Impaired foes are staggered, save ends.

The device is mighty strange-looking, but it serves its purpose well.

Mechanized Propulsion (Innovator. Tier 4) – Stance; Maneuver, Engage 2X dice. X cannot be more than your ranks in Innovator. Choose **Agile** or **Defense**:

Agile: Whenever you shift, you may shift X additional squares.

Defense: You have soak X.

You rip a hole in time and space, moving an ally out of harms way and crushing your foes in its wake

Spatial Tear (Innovator. Tier 4) – Modifier; Spend one action point: Choose one target in your Conjuraction area of effect. That target is teleported to a square adjacent to you, unaffected by the roll.

You activate a hidden device an ally was unwittingly carrying.

Tricked Out (Innovator. Tier 4) – Modifier; ↓X Artifice dice: Choose any piece of gear an ally within 2X range increments is wielding. That gear counts as one of your automatons until your next turn ends.

You tweak the past slightly, no big deal.

Febbit's Revision (Innovator. Tier 5) – Temporal; Quick, Spend 1 AP: Reroll a roll that just happened.

An ally in dire danger is teleported safely to your side

Hakon's Recall (Innovator. Tier 5) – Teleport; Full: Choose an empty square adjacent to you. Teleport one willing ally that you can see to that square.

You vanish from sight and reappear elsewhere.

Long Step (Innovator. Tier 5) – Full: Teleport yourself or a willing ally up to 2X squares, where X is your ranks in Innovator.

The space around you seems to shimmer and warp constantly.

Spatial Twist (Innovator. Tier 5) – Stance; Maneuver: Quick, You are hit by an attack, Spend 1 Action point: Teleport up to X squares and the damage is halved. X is your ranks in Innovator.

Example Level 1 Innovator Character:

Jebbedo, Gnomish Artificer			Hero: Grade 3
Small Natural Humanoid Gnome			XPV: 30
Composure Pool: 10 – Defender: taunt 1 foe / turn			SR 6
Physical	Mental	Social	Speed: 5
Brawn 2,0	Genius 3,4	Appeal 1,1	Saves 6, ABCC
Dexterity 3,3	Savvy 4,5	Empathy 3,5	AP: 1
Artificer's Strike (Innovator P) Crushing, Slicing, or Piercing, Atk, Automaton; Major: Roll vs Phy. on a foe in Melee of your active automatons. Slide impaired foes 1 square.			
Vise Grip (Innovator T2) Modifier; Maneuver, ↑2: Spend 3 Crushing Edge: Impaired foes are immobilized, save ends.			
Electromancy (Innovator T4) Modifier, Lightning; Free, ↑1: Spend 4 Innovator Edge: Impaired foes are staggered, save ends.			
Febbit's Revision (Innovator T5) Temporal; Quick, Spend 1 AP: Reroll a roll that just happened.			
Mechanized Propulsion (Innovator T4) Stance; Maneuver, Engage 2X dice. Max of Innovator. Choose Agile or Defense: Agile: Whenever you shift, you may shift X additional squares. Defense: You have soak X.			

Your friend's actions were so excellent, they should be done again.

Encore (Innovator. Tier 6) – Temporal; Quick, An ally just rolled one or more crits, Spend 1 AP and your entire next turn: On your next turn, the action that triggered this happens again, exactly as it just happened, with the same roll, same targets, same damage, and same status effects.

You inject some chill into the strike, freezing foes to the core.

Magnet Pulse (Innovator. Tier 6) – Modifier; Full, ↑3: Use a Major Innovator action. Spend X Edge: Slide Impaired foes X squares.

"Well sure, it didn't work this time. But it WILL explode. When? Uh. Soon?"

Unstable Devices (Innovator. Tier 6) – Free, You rolled a miss with three or more blank dice your previous turn: Reroll the attack using the same dice, area, and targets.

You rip the target from time itself, though it snaps back a second later.

Temporal Junction (Innovator. Tier 7) – Temporal; Spend 8X Edge: X Affected foes vanish and reappear at the end of your next turn. They skip the time between as if it doesn't occur.

The targets are literally gone for the duration. They skip forward in time a total of 6 seconds. If the target would reappear inside a solid object, they reappear in the nearest empty square instead.

You give allies a new lease on life, or force foes to take step back in time.

Temporal Reversion (Innovator. Tier 7) – Temporal; Spend 8X Edge: X Affected foes revert to the state they were in at the end of your previous turn. The targets remember the lost round.

Consumables used during that time are not recovered (potions / action points), though the effects on the target are.

"I don't tell time. I tell time what to do."

Time Bubble (Innovator. Tier 7) – Temporal; Free, Spend X+1 Action Points, Engage 4X+8 dice: You and willing allies in Melee X gain X turns. You cannot affect anything not affected by this talent.


You cannot attack enemies and do any damage during this time. You cannot move or affect any objects that weren't already worn or carried by you or your allies during this time. *(You can still breathe, but you cannot affect other gas.)*

Innovator ABCC (Experiment Total: 3E, Max Component: ↑3); Charm A, Craft ACC, Customs AAA, Entertain B, Leadership A, Lore AA, Nature AA, Nimble AAA, Perception ABBB, Precision ABC, Shrewd BCC, Stealth AAA, Tactics AAAAA, Trickery AAA, Vigilance AABC, (Brawn AA); Infravision; Languages: Common, Gnomish

Gear: Mobile Armor (Innovator 2), Moodstone (Shrewd 2), Multitool (Craft 2), Gloves (Precision 1), Handy Bag (Vigilance 1), Experiment +3E to Electromancy, Capacitor ↑2 Innovator, 13gp

*** Brawn: 2, Dexterity: 3, Genius: 2, Savvy: 4, Appeal: 1, Empathy: 3; Background Tinker; Skill Ranks: Perception 3, Shrewd 1, Vigilance 2, Innovator 3

Jebbedo Snvblunk is a gnome in mechanized battle armor of his own design. He rides around in his armor pretty much constantly, though he can cause it to fold into a small self-powered wagon when he wishes to appear less ostentatious (which is rarely). As an only child, Jebbedo was free to indulge his creativity. His inquisitiveness toward the latest mechanical contrivances occasionally resulted in trouble.



Mind

"Knowledge is the true power."

The Mind skill aids in divining information, creating illusions, and deception. This skill gives you mental attacks. Mind can create illusions to fool others into believing the unbelievable, though if they are too unbelievable, creatures have a chance to disbelieve the illusions.

It is important to note that most of Mind's talents are not attacks, so the Mind user is less likely to attract Physical attacks from foes.

When you first take ranks in Mind, choose one of the following Prime talents. The others become Tier 2 talents you can learn.

Offered their deepest hopes and desire, your foe loses some will to fight.

Captivate (Mind. Prime) – *Phantasm*; ↓X dice: Roll vs Mental on a foe in X range increments. Impaired foes are distracted, save ends. Slide them 1 square.

Note that this talent does not necessarily give the user knowledge of what Phantasm the foe is experiencing.

A distant howl, an illusory dancer, a doorway in the wall, all illusions.

Figment (Mind. Prime) – *Illusion*; Major, Engage X+Y dice: Roll vs Y,0. Success makes a DT of Y,0 figment in X range increments.

Phantasm, Attack; Major: Roll vs Mental on a believing target in melee of the figment. Success deals Mental damage.

If someone sees the figment appear out of nowhere, they get an active Perception roll to disbelieve the figment. The figment's DT only needs to be high enough to overcome their passive Perception. The illusion lasts as long as the dice stay engaged.

Once a character begins taking mental wounds, they can attempt to disbelieve the figment also.

The figment cannot take real actions other than mental attacks. It can, however, take false actions that appear to leave an effect to those who have not successfully disbelieved it.

You make an incomprehensible assertion, leaving your foe flummoxed.

Riddling Assertion (Mind. Prime) – *Sage, Vocal*; Major, ↓2X dice: Roll vs Mental against all foes in Melee X.

Beautiful faeries tempt your foes toward you.

Fae Summons (Mind. Tier 1) – Spend X Mental Edge: Impaired foes are pulled X squares.

"What are you doing, Berk?" "I don't know, my feet won't stop!"

Meander (Mind. Tier 1) – Spend 2X Edge: Slide affected foes X.

Fleb! You're on fire! Stop, drop, and roll, you fool!

Sagely Advice (Mind. Tier 1) – Maneuver, Quip: Target ally in 1 range increment makes a save with a bonus of your ranks in Mind.

Relax the muscles and return strength to a friend.

Soothe (Mind. Tier 1) – Maneuver, Engage X dice until your next turn ends: Heal an ally within 1 range increment 2X composure. X cannot be more than your ranks in Mind.

You time your comment perfectly so that an ally can escape.

Welcome Distraction (Mind. Tier 1) – Spend 2X Mental Edge: An ally adjacent to an affected foe can shift 1 square as a free action.

Phantasms fill the target's mind, making it hard to tell friend from foe.

Deceive (Mind. Tier 2) – Spend 6X Mental Edge: X targets struck confuse friends for foes and foes for friends, save ends.

The Fae utter comforting whispers into the ears of friends.

Fae Comfort (Mind. Tier 2) – Maneuver: Heal yourself or an adjacent ally X composure where X is your ranks in Mind.

"Where are they coming from? Run! RUN!"

Impossible Onslaught (Mind. Tier 2) – *Modifier*; ↓X Phantasm or Illusion dice: This roll affects an area X+1.

Foes can't tell truth from falsehood, their fate is at your whim.

Opportunistic Phantasms (Mind. Tier 2) – Perk: ↑X with Phantasm attacks when targeting foes with ongoing effects, where X is the number of effects they are suffering from. X cannot be more than your ranks in Mind.

You make a brilliant observation, inspiring an ally to quickly act.

Sagely Intuition (Mind. Tier 2) – Full: An ally your grade or lower in 1 range increment makes an immediate Major action with ↑2.

With an opened book at hand, everything seems less complicated.

Sagely Study (Mind. Tier 2) – *Stance*; Maneuver, You have a book in hand: +1 damage with Mental talents and Mental defenses. You gain a +X to passive knowledge checks. X is your Mind ranks.



An adoring throng of Fae follows you everywhere and abhors detractors.

Adoring Throng (Mind. Tier 3) – *Stance*; Maneuver: Whenever a creature ends its turn next to you, as a free action you may deal X damage to it. X is your ranks in Mind.

You play on your foe's ill grasp of logic, tempting them into folly.

Bewilder (Mind. Tier 3) – Spend 8X Mental Edge: X affected targets use a basic Major action of your choosing. You choose the targets for that action.

A flaming rune leaps from your fingertips to strike an opponent, leaving a small mark that continues to glow.

Mark of the Sage (Mind. Tier 3) – Spend 2X Mental Edge: Affected foes are marked until the end of combat. Allies ↑X when their attacks target only marked foes.

You take the form of a terrible nightmare, striking fear into your foes.

Phantasmal Terror (Mind. Tier 3) – Spend X Mental crits: X targets struck are staggered, save ends.

Suddenly you and your foe swap places.

Trick of the Light (Mind. Tier 3) – Spend 4 Illusion or Phantasm Edge: Swap places with a foe you just hit.

Plunged into deepest hopes and desire, your foe loses some will to fight.

Daydream (Mind. Tier 4) – Spend 4 Illusion or Phantasm Edge: Impaired foes are staggered, save ends.

A wistful memory, a fleeting hope, whatever it takes to shake them.

Illusory Foe (Mind. Tier 4) – Attack; Major, ↓X dice: Roll vs Mental on a foe in Melee X. Success creates a figment with Mind ranks composure.

Figments can be used to distract opponents. They only do Mental damage because they cannot physically interact with the world, though physical damage can disperse them. A figment can provide flanking if the target believes the figment is real.

The difficulty to disbelieve your figment is X,X. Your figment moves to each new activation, as you can only have the one.

“You only see what I want you to see.”

Persistent Visions (Mind. Tier 4) – Free, Spend X Phantasm crits: One of your ongoing effects on an opponent gains +X to its save DT.

This puzzle takes over your foe's mind with its complexity.

Maze of the Mind (Mind. Tier 4) – Full x2: Roll vs Mental on a target in Melee or 1 range increment. Damage dealt is ongoing and Impaired targets are staggered, save ends.

Your form blurs and suddenly there are several of you.

Mirror Image (Mind. Tier 5) – Stance; Major, Engage X dice: You split into X+1 copies. You divide your actions as you wish among the copies. Each copy must stay within X range increments of the others or be destroyed. You lose all Soak. Each copy has X composure until destroyed. If more than one is destroyed at once, you choose which is first. When one copy is remaining, that copy is you and the stance ends. You don't take damage dealt to defeated copies. X cannot be more than your ranks in Mind.

An adoring throng of Fae follows you everywhere and abhors detractors.

Scapegoat (Mind. Tier 5) – Stance; Maneuver, Choose one enemy: Whenever a you or an adjacent ally takes damage, the target foe also takes half that damage as necrotic damage. Roll. If the target is further than Success squares away, end this stance.

Suddenly your ally and enemy swap places, just in time for the enemy to catch the strike of another foe in the face.

Doppelgänger Reflection (Mind. Tier 6) – Stance; Maneuver, Choose one ally: Whenever the target ally would be struck by an attack, if the Edge on the roll are an even number, as a quick action the ally may swap places with any other adjacent creature that is not the attacker. Reroll the triggering attack against that creature instead, doing half damage if it hits.

Your Fae companions convince your foe that nothing here is real.

Beguile (Mind. Tier 7) – Phantasm, Illusion, or Sage, Vocal; Full: Roll vs Mental against targets in Melee 2.

Spend 8X Phantasm Edge: X affected targets use a simple major, maneuver, or free action of your choice. You choose all targets, movement, and direction for that action.

Example Level 1 Mind Character:

Etund, Eumykin Scholar			Hero: Grade 3
Large Natural Humanoid Fungus; 2 x 2 sq.			XPV: 30
Composure Pool: 10 – Defender: taunt 1 foe / turn			SR 6
Physical	Mental	Social	Speed: 6, Glide 5
Brawn 3,0	Genius 4,5	Appeal 1,0	Saves 6, ABCC
Dexterity 2,1	Savvy 3,0	Empathy 2,2	AP: 1
Riddling Assertion (<i>Mind P</i>) Sage, Vocal; Major, ↓2X dice: Roll vs Men. against all foes in Melee X.			
Maze of the Mind (<i>Mind T4</i>) Full x2: Roll vs Men. on a target in Melee or 1 RI. Damage dealt is ongoing and Impaired targets are staggered, save ends.			
Mark of the Sage (<i>Mind T3</i>) Spend 2X Men. Edge: Affected foes are marked until the end of combat. Allies ↑X when their attacks target only marked foes.			
Swarm Form (<i>Transform P</i>) Stance, Swarm; Full: You become a swarm of natural creatures. You take 3x3(x1) squares. You have Vulnerable 2 (Area). Atk; Major, ↓by 2: Roll vs Phy. on foes adj. to or in sq. you occupy.			
Sagely Study (<i>Mind T2</i>) Stance; Maneuver, You have a book in hand: +1 dmg with Men. talents and Men. defenses. You gain a +X to passive knowledge checks. X is your Mind ranks (3).			
Glide (<i>Wings T1</i>) Perk: You have learned to use your wings to glide.			

Mind ABCC (Experiment Total: 3E, Max Component: ↑3),
Transform ABCC (Experiment Total: 3E, Max Component: ↑3);
Craft AAAA, Customs AC, Lore ABBC, Nature ABCC, Nimble AB, Precision AA, Shrewd AA, Stealth AA, Trickery AA, (Appeal A, Brawn, Savvy AAA); Infravision, Mighty 1 (large only), Fungomorphic: As a major action can switch to one of: Fast 1, Skinny 1, Natural Weapon (Tongue), Wings 1; Languages: Common, Eumykin
Gear: Sharp Mind (Mind 2), Onyx Bracelet (Transform 2), *Herbal Esoterica* (Nature 2), *A History of Prax* (Lore 1, Customs 1), Experiment +3E to **Mark of the Sage**, Morphic metal ↑2
Transform, Crystallized Intelligence ↑2 **Mind**, 5gp

*** Brawn: 3, Dexterity: 2, Genius: 4, Savvy: 3, Appeal: 1, Empathy: 2; Background Scholar; Skill Ranks: Lore 1, Nature 2, Mind 3, Transform 3

Etund is a professor at Solar University, specializing in matter and arcane theory. Eumys research has reached a point where field work is necessary, so eumy has set out in search of adventure and to collect additional components for experimentation.

Spirit

"In every living soul's heart beats the essence of light."

The Spirit skill embodies life, light, and healing. The Spirit character can use radiant light to sear foes and soothe allies. Spirit is excellent at defending nearby allies from attack.

It is important to note that most of Spirit's talents are not attacks, so the Spirit user is less likely to attract Physical attacks from foes.

When you first take ranks in Spirit, choose one of the following Prime talents. The others become Tier 2 talents you can learn.

You pull the spirit energy out of your foe, causing their knees to buckle.

Crush Spirit (Spirit. Prime) – *Quell*; Major, $\downarrow X$ dice: Roll vs Social on a foe in $X+2$ range increments. Push affected foes 1.

Your ally is suddenly feeling much better.

Healer's Hands (Spirit. Prime) – *Healing*; Major: Roll vs an adjacent target's damage total. The target is healed Healing ranks composure plus Success.

You denounce your target's despicable practices vehemently.

Rebuke (Spirit. Prime) – *Quip, Chastisement*; Major, Vocal, $\downarrow X$ dice: Roll vs Social on a foe in $X+1$ range increments. Impaired foes are weakened for one turn.

Your foe is weakened to strengthen an ally.

Radiant Strike (Spirit. Prime) – *Radiant, Vitality, Healing, Attack*; Major: Roll vs Physical on a foe in Melee. Heal an ally adjacent to you or the foe half your Radiant ranks composure on a hit.

The word channeled through you brings hope your allies.

Bless (Spirit. Tier 1) – *Radiant, Aid*; Engage X dice until your next turn ends, allies in X range increments $\uparrow 1$. X cannot be more than your ranks in Spirit.

The weight of your conviction is too much for your foe.

Crush of Heavens (Spirit. Tier 1) – *Maneuver*: An adjacent Impaired foe is knocked prone.

Your warm demeanor makes it hard to say no to you.

Gentle Visage (Spirit. Tier 1) – *Stance*; *Maneuver*, Engage X dice: Foes in Melee Spirit ranks have a -1 to social defenses. Light up an area of X range increments.

You bring fiery retribution upon the forces of darkness.

Radiant Warrior (Spirit. Tier 1) – *Perk*: You deal +1 Physical damage to Undead creatures.

A pillar of light falls upon your foes, bringing them closer to your might.

Retribution (Spirit. Tier 1) – *Modifier*; $\downarrow X$ Radiant dice: Your roll targets foes in an area $X+1$. Impaired foes are pulled X .

Your allies are inspired by your spiritual conviction.

Spirit Aid (Spirit. Tier 1) – *Maneuver*, Spend $2X$ Spirit Edge: Heal X physical composure on yourself or an ally in X range increments.

Your foe is in deep trouble and they know it.

Spiritual Judgment (Spirit. Tier 1) – *Chastisement or Quell*; *Free*: An adjacent Impaired foe has -1 to defenses, save ends.

You channel spirit energy directly to mend your ally's wounds.

Direct Healing (Spirit. Tier 2) – *Healing*; *Maneuver*, Engage X dice until your next turn ends: Heal an ally in 1 range increment X composure. X cannot be more than your Spirit ranks.

You call out to an ally and they can feel a rush of vigor to carry on.

Inspire Heroism (Spirit. Tier 2) – *Aid*; *Maneuver*, Engage X dice until your next turn ends: An ally in 1 range increment X makes an immediate save with $\uparrow X$. X cannot be more than your Spirit ranks.

Your invigorating spirit will help you weather any threat.

Insurmountable (Spirit. Tier 2) – *Stance*; *Full*: You gain Soak 1. Your Spirit attacks gain 1 range increment or $\uparrow 1$.

Your attitude is gentle and disarming. There is no reason to harm you.

Pacifying Courage (Spirit. Tier 2) – *Stance*; *Maneuver*: Foes in Melee Spirit ranks have $\downarrow 2$ on attack rolls.

Your calm heals you and your allies.

Spirit Rejuvenation (Spirit. Tier 2) – *Healing*; *Maneuver*, Spend 1 Action Point: You and each ally within 1 range increment are healed X wounds. X is your ranks in Spirit.

A peaceful feeling falls on you as you are purged of impurity.

Vital Cleansing (Spirit. Tier 2) – *Vitality*; *Maneuver*, Spend $2X$ Edge: Make a save against X status effects with X upgrades.

Your words pull at the target's conscience incessantly.

Admonish (Spirit. Tier 3) – *Modifier*; *Full*, $\downarrow X$ dice: Make a Rebuke targeting an area $X+3$. Half the damage you deal is instead ongoing, save ends.

Foes are drawn toward you irresistibly. It probably has to do with your shiny armor, winning smile, and rage of vengeance.

Endless Summons (Spirit. Tier 3) – *Quell*; Spend $1+X$ Edge: Impaired foes are pulled X , save ends.

Radiant light settles around you, invigorating your allies.

Healing Aura (Spirit. Tier 3) – *Healing*; *Major*, Engage X dice until your next turn ends: each adjacent ally is healed X composure. X cannot be more than your ranks in Spirit.

You steady yourself, letting your heart guide your movements.

Radiant Demeanor (Spirit. Tier 3) – *Stance*; *Maneuver*: Adjacent foes $\downarrow 1$. You gain $\uparrow 1$ to your Spirit dice.

Your ally's spirits lift, helping them to shake off their funk.

Spirit of Insight (Spirit. Tier 3) – *Free*, You used a Spirit talent during your previous action: An adjacent ally may make an improvised save.

You want only the health of your allies and your foe's demise.

Villain's Ruin (Spirit. Tier 3) – *Modifier*; *Full*: Make a Radiant Strike with $\uparrow 3$. Heal your full Spirit ranks on a hit instead of half.

Your body is surrounded by light, striking fear into your foes.

Aura of Radiance (Spirit. Tier 4) – *Stance*; *Maneuver*.

Free: downgrade the dice of each foe in Melee X by 1 until your next turn ends. X is your ranks in Spirit.

A pillar of light and radiant fire descends on your foes, burning with furor.

Call Down the Wrath (Spirit. Tier 4) – Spend 1 Radiant Edge: Affected foes that are wounded are knocked prone.

Your inspiration enables an ally's brilliance.

Guided Strike (Spirit. Tier 4) – *Movement, Aid*; Full: Shift X squares. An ally in 1 range increment gains ↑X for one turn. If they are your grade or less, they may use an immediate Prime Major action as a free action. X is your Spirit ranks.

Radiant light will help you withstand this next wave of attacks.

Hardened Light (Spirit. Tier 4) – *Maneuver* x2: Gain Soak Spirit ranks and ↑2 to Spirit until your next turn ends.

Together we are more.

Spirit's Calm (Spirit. Tier 4) – *Perk*: You may upgrade your basic Vocal rolls by X where X is the number of adjacent allies, and no greater than your ranks in Spirit.

Radiant mercies rain down, tormenting enemies, blessing friends.

Wave of Radiant Light (Spirit. Tier 4) – *Modifier*; ↓2X Spirit dice: This attack targets an area X+1. Allies in the area are healed X-1 physical composure.

You call forth the power of your faith to save your allies at a hard cost.

Martyr's Faith (Spirit. Tier 5) – *Healing*; *Maneuver*, Take X physical wounds: Up to X allies within X range increments are healed X composure. X cannot be more than your ranks in Spirit.

Summoning forth your last strength, you do a single heroic deed.

Martyr's Debt (Spirit. Tier 5) – *Aid*; *Maneuver*, You have no Action Points remaining and are not weakened: You gain one action point. After your next turn, you are slowed 4 and weakened. You may only end this condition by spending an action point.

Your spirit energy flows out of you, aiding and calming nearby allies.

Spiritual Aura (Spirit. Tier 5) – *Stance*; *Maneuver* x2: At the end of each of your turns, you and each ally in Melee 2 heal X composure. X is your ranks in Spirit.

A storm of radiant light falls around you, crushing your foes.

Wrath (Spirit. Tier 5) – *Modifier, Radiant*; ↓2X+2 Spirit dice: Your roll targets foes in Melee X+1. Impaired foes are knocked prone.

Your resolve resounds in your weapon, striking fear in your foes.

Harrowing Spirit (Spirit. Tier 3) – *Stance*; *Maneuver*: When you deal Radiant physical wounds, deal those wounds to social as well.

Seeing your suffering up close, your foe's heart is softened.

Martyr's Sacrifice (Spirit. Tier 6) – *Perk*: While you are physically wounded, your Chastisement rolls gain ↑3.

You summon a being of pure light to aid your cause.

Supernal Aid (Spirit. Tier 6) – *Stance, Radiant, Summon*; *Maneuver*: You summon a being of pure Radiant light. It has your defenses and composure equal to your physical health. You split your movement with it. You may use Spirit or Radiant talents using the being as the source point. The being must stay within X range increments of you or dissipate. X is your ranks in Spirit.



You are constantly ready to save a life.

Healing Mastery (Spirit. Tier 7) – *Perk*: Whenever you roll under Empathy total successes on a Healing result, roll an additional B die.

Calling out with vigorous reproach, you inspire repentance in foes.

Spirit Dominion (Spirit. Tier 7) – *Perk*: Whenever you wound a creature socially, you may slide them 1. When you defeat a creature socially, you may make a Spirit maneuver action as a free action.

Example Level 1 Spirit Character:

Lycatius, Knight Protector			Hero: Grade 3
Medium Natural Humanoid Human			XPV: 30
Composure Pool: 10 – Defender: taunt 1 foe / turn			SR 6
Physical	Mental	Social	Speed: 6
Brawn 4,5	Genius 1,0	Appeal 2,0	Saves 6, ABCC
Dexterity 2,0	Savvy 3,5	Empathy 3,5	AP: 2
Radiant Strike (Spirit P) <i>Radiant, Vitality, Healing, Atk</i> ; Major: Roll vs Phy. on a foe in Melee. Heal an ally adj. to you or the foe half your Radiant ranks composure (2) on a hit.			
Call Down the Wrath (Spirit T4) Spend 1 Radiant Edge: Affected foes that are wounded are knocked prone.			
Villain's Ruin (Spirit T3) <i>Modifier</i> ; Full: Make a Radiant Strike with ↑3. Heal your full Spirit ranks on a hit (3) instead of half.			
Spiritual Aura (Spirit T5) <i>Stance</i> ; <i>Maneuver</i> x2: At the end of each of your turns, you and each ally in Melee 2 heal 3 composure.			
Radiant Warrior (Spirit T1) <i>Perk</i> : You deal +1 Phy. dmg to Undead creatures.			

Spirit ABCC (*Max Favor: ↑6, Max Retribution: 3C*); Athletics AABC, Customs BCC, Durability AABC, Intimidate AAAA, Perception AAA, Shrewd AAA, Tactics ABB, Trickery AAA, Vigilance BCC, (Appeal AA, Dexterity AA, Genius A); Normal vision, Prepared: +1 Action Point; Languages: Common

Gear: Claymore! (0pts) **2H Heavy Blade** ↑1 Spirit (Spirit 2), Warhammer (0pts) **2H Heavy Hammer Puncture 2** (Vigilance 2), Travel Book (Customs 2), Support Belt (Athletics 1), Plate Armor (Durability 1), 32gp

*** Brawn: 4, Dexterity: 2, Genius: 1, Savvy: 3, Appeal: 2, Empathy: 3; Background Knight; Skill Ranks: Athletics 1, Customs 1, Tactics 2, Vigilance 3, Spirit 3

Lycatius is a devout follower of Eldar the All-Creator. Having completed a pilgrimage to Eldar's Footstool, a plateau in the frozen northlands, he came home to Falador only to discover his local temple had become utterly corrupted into a cult of Tarlek.

Knowing he cannot tackle this on his own, he seeks out allies to purge this evil from his home town.

Stalwart

"You'll have to get past my weapon first. And it is much bigger than you."

The Stalwart skill focuses on consistent heavy damage output, sacrificing your defenses to overcome foes more quickly or defend nearby allies.

When you first take ranks in Stalwart, choose one of the following Prime talents. The others become Tier 2 talents you can learn.

A heavy strike with one hand and a defensive block with the other.

Guard Strike (Stalwart. Prime) – *Attack*; Major, Weapon: An ally adjacent to you gains +1 to defenses for one turn. Roll vs Physical on a foe in Melee.

Your weapon falls heavily upon your foe, giving nearby allies hope.

Stalwart Avalanche (Stalwart. Prime) – *Radiant, Attack*; Major, Heavy Weapon: Roll vs Physical on a foe in Melee. Allies adjacent to the target heal 1 physical composure.

This strike brings extra momentum to crush your foe.

Stalwart Smash (Stalwart. Prime) – *Attack*; Major, Heavy Weapon: Roll vs Physical on a foe in Melee. +1 damage on hit.

You rush forward to crush your foe.

Stalwart Surge (Stalwart. Prime) – *Attack*; Major, Heavy Weapon: Move 2, Roll vs Physical on a foe in Melee.

This strike goes deep, your foe weakening by the moment.

Deep Wound (Stalwart. Tier 1) – Spend 3X Slicing or Piercing Edge: Affected foes have ongoing damage X, save ends.

This strike may be easier to see coming, but if it hits, it is all over.

Excessive Assault (Stalwart. Tier 1) – *Modifier*; $\downarrow 2X$ Weapon dice: If you hit, gain X success and Edge.

Your demeanor is filled with rage, making your foes shake a bit.

Fury (Stalwart. Tier 1) – *Stance, Agile*; Maneuver: Enemies within Melee X have a -1 penalty to defenses. X is your ranks in Stalwart.

You hurl a heavy weapon at your foe for a finishing blow.

Hurl (Stalwart. Tier 1) – *Modifier*; $\downarrow X$ dice: You can throw a blunt object or weapon up to X range increments for this attack.

This heavy hit knocks your foe just where you want them.

Swat (Stalwart. Tier 1) – Spend X Physical Edge: Impaired foes are slid X squares in one direction.

You whirl your weapon around you in a vicious arc.

Whirling Slash (Stalwart. Tier 1) – *Modifier*; $\downarrow 2$ Weapon dice. Your roll targets all foes in Melee.

Your force hammers your foes, sending them to the floor.

Clear The Field (Stalwart. Tier 2) – Spend 3 Heavy Weapon or Two-Handed Edge. Impaired foes are knocked prone.

The weight of this strike tears down your opponent's defense for a moment.

Crushing Strike (Stalwart. Tier 2) – *Debuff*; Success, Spend 3X Physical Edge: $\downarrow X$ the target's Physical defenses, save ends.

This strike lines your foes up perfectly for your next one.

Curb Foe (Stalwart. Tier 2) – Spend 3 Physical Edge. Slide foes struck up to 2 squares to a square adjacent to you.

This is just the set-up, your next strikes are certain to be deadly.

Preparatory Strike (Stalwart. Tier 2) – *Modifier*; $\downarrow X$ Weapon dice: If the attack hits, upgrade your next attack roll by 2X dice.

You bring the butt of your weapon up across your foe's face, causing them to stumble backwards, right where you want them.

Pommel Strike (Stalwart. Tier 2) – *Modifier*; $\downarrow 1$ Weapon die. On a hit, slide each target 1 square and shift 1 square.

Your bold strikes encourage allies to perform admirably.

Valiant Inspiration (Stalwart. Tier 2) – *Stance, Stable*; Maneuver: Whenever you damage a foe in Melee 1, the next ally to attack that foe gets a $\uparrow X$ on the roll. X is your ranks in Stalwart.

Frothing at the mouth, you become a whirling creature of intense power.

Blind Rage (Stalwart. Tier 3) – *Stance, Agile*; Maneuver, You may only use Stalwart and Basic talents while in this stance: Your melee attacks target all creatures in range (*including allies*).

You rush towards a foe, using your momentum to power your strike.

Charge Attack (Stalwart. Tier 3) – *Modifier*; $\downarrow 2X$ Weapon dice: Move up to 2X before the attack. +X to damage if you moved

*** = $0.77^{CR2}2 + (0.52 + 1)^{CR2}$

Your foe is not getting away easily.

Debilitating Strike (Stalwart. Tier 3) – *Attack*; Full, Heavy Weapon: Roll vs Physical on a foe in Melee. Impaired foes are staggered or immobilized (choose one), save ends.

**** = $d+4$

A sweeping attack infused with your wrath is impossible to stop.

Furious Arc (Stalwart. Tier 3) – *Modifier*; $\downarrow 1$ Stalwart or Two-handed dice: The attack targets an Area 2 or Line 3.

As you strike, your allies are inspired by the strength of your blow.

Inspire Fervor (Stalwart. Tier 3) – Success, Spend 2X Radiant or Stalwart Edge: Up to X allies in X squares are healed X composure.

You run your weapon through your enemy and into another.

Skewer (Stalwart. Tier 3) – Success, Spend 5 Stalwart Edge. Choose a foe you did not target adjacent to a foe you hit: Apply the same result to the target as if it had been targeted.

A heavy blow to the head sends your foe reeling.

Skullcrack (Stalwart. Tier 3) – Success, Spend 4 Physical Edge: Targets are staggered, save ends.

Your whirling limbs deflect attacks directed at nearby allies.

Stalwart Presence (Stalwart. Tier 3) – *Stance, Stable*; Maneuver, Allies adjacent to you gain +1 to defenses. Your defense buff with Guard Strike increases to half your ranks in Stalwart.

While you're here, might as well get in a quick extra strike.

Stalwart Swipe (Stalwart. Tier 3) – *Attack*; Maneuver: Roll vs Physical on a foe in Melee. Deal half damage and no Crits or Edge.

You shift your grip on your weapon and sacrifice defense to put greater power into your attacks.

Strong Style (Stalwart. Tier 3) – *Stance, Stable*; Maneuver, \downarrow your physical defenses by X while you are in this stance: $\uparrow X$ to Melee Weapon dice. X cannot be greater than your highest defense's Success Target or Stalwart ranks.

"I'm going to knock you into next week."

Blindside (Stalwart. Tier 4) – Spend 3 Crushing Edge: Impaired foes are blinded or dazed, save ends.

Your strike uses your full body, holding nothing back.

Crushing Blow (Stalwart. Tier 4) – Spend X + 5 Physical Edge: Impaired foes are slowed X+1 and staggered, save ends.

You can not just defend yourself, but your allies as well.

Defender of the Weary (Stalwart. Tier 4) – Perk: Adjacent allies that are wounded gain a +1 bonus to all defenses.

You await your foe's strike, using their momentum to put them in their place.

Deft Defenses (Stalwart. Tier 4) – *Stance, Stable*; Full, Allies adjacent to you gain +1 to defenses.

Free, An adjacent foe misses you or an ally: Slide the foe 1 and deal Stalwart Ranks damage to them.

You spot an ally in trouble and swiftly move to their defense.

Intercession (Stalwart. Tier 4) – Perk: If an adjacent ally is hit with an attack that didn't hit you, as a quick action you may swap places with that ally and be struck instead.

You don't aim to hit with this one, it's just a setup.

Misleading Swing (Stalwart. Tier 4) – *Modifier*; Free: ↑2 to your next Stalwart or Heavy Weapon roll this turn. It deals no damage.

Your foe goes tumbling backwards from this strike.

Fling (Stalwart. Tier 4) – *Attack*; Maneuver: Roll vs Physical on a foe in Melee. Success pushes instead of dealing damage.

As fearsome as you are yourself, you're terrifying with allies at your side.

Threatening Alliance (Stalwart. Tier 4) – Perk: Whenever you are adjacent to an ally, if a foe is adjacent to both you and that ally, you both gain leverage against that foe.

Application directly to the forehead is even more effective.

Cranial Strikes (Stalwart. Tier 5) – *Stance, Stable*; Maneuver: Whenever you deal Physical wounds with a Weapon attack, you deal that many wounds to Mental as well.

Allies are shielded by your flurry of strikes.

Haven of Strikes (Stalwart. Tier 5) – *Attack*; Full: Move 1. Roll vs Physical on foes in Melee. Allies in Melee gain 1 Soak for one turn.

Your foe's attacks barely tarnish your armor.

Indestructible Might (Stalwart. Tier 5) – *Stance, Stable*; Maneuver x2: Gain Soak Stalwart ranks and you heal Stalwart ranks. You are slowed 4.

Your faith is enough to defend yourself and others.

Bastion of Safety (Stalwart. Tier 6) – Perk: While you are in a Stable stance and unwounded, adjacent allies gain Soak 1.

A grizzled fighter, you've seen everything and lived through it all.

Battle-Hardened (Stalwart. Tier 6) – Perk: Add half your ranks in Stalwart to your Composure.

Your grit will help you weather any attack.

Unstoppable (Stalwart. Tier 7) – Full: Gain Soak Stalwart ranks until your next turn ends.

You knock your foes away and rush in to strike your true target.

Whirling Fury (Stalwart. Tier 7) – *Attack*; Full x2: Roll vs Physical on foes in Melee. Push affected foes X and shift X, where X is your Edge. Then ↑3, Roll vs Physical on a foe in a Melee.

Example Level 1 Stalwart Character:

Ibba, Cephaloid Defender			Hero: Grade 3
Small Natural Humanoid Cephaloid			XPV: 30
Composure Pool: 10 – Defender: taunt 1 foe / turn			SR 8
Physical	Mental	Social	Speed: 5
Brawn 2,0	Genius 2,2	Appeal 4,5	Saves 6, ABCC
Dexterity 4,3	Savvy 2,0	Empathy 1,0	AP: 1
Stalwart Avalanche (Stalwart P) <i>Radiant, Atk</i> ; Major, Heavy Weapon: Roll vs Phy. on a foe in Melee. Allies adj. to the target heal 1 physical composure.			
Winter Chill (Air P) <i>Cold, Primal</i> ; Major, ↓X: Roll vs Phy. on a foe in an area X+1. Impaired foes are slowed X, save ends.			
Torrent (Water P) <i>Crushing, or Slicing, Atk</i> ; Major, ↓X dice: Roll vs Phy. on foes in an area X+2.			
Ink Blast (Ink P) <i>Crushing or Slicing, Water, Atk</i> ; Major, ↓X dice: Roll vs Phy. on an area X+1.			
Frigid Chill (Water T5) Spend 4+X Cold or Water Edge: Impaired foes are staggered and slowed X, save ends.			
Refreshing Cleanse (Water T4) Spend 4X Water Edge: Each other ally in X RIs may make one improvised save as a free action. If X is 2 or more, you also may make a save as well.			
Soothing Renewal (Water T5) Maneuver, Spend 3X Soc. or Water Edge or X Soc. or Water crits: You and each ally within 1 RI are healed X wounds.			
Frostfeet (Water T3) <i>Stance</i> ; Maneuver: Whenever you deal Cold dmg to a foe, you may slide the target 1 square.			
Stalwart ABCC (Max Favor: ↑6, Max Retribution: 3C),			
Ink AABC (Experiment Total: 2E, Max Component: ↑2),			
Air ABCC (Stunt Bonus: +AAA),			
Water AACC (↑2 Glacier, Lake, River, Ocean, precipitation, ↑1 Some humidity, anywhere the air isn't too dry),			

Craft BB, Lore AA, Nature AA, Nimble AAAA, Precision AAAB, Stealth AABC, (Appeal AAAA, Brawn AA, Empathy A, Savvy AA); Dark vision, Skinny 1, Morph to Tiny cuttlefish with Skinny 2 and Gills; Languages: Common, Cephalopod

Gear: Cephaloid Khopesh (2pts) **1H Heavy Blade, Air ↑1** (Air 2), Radiant Shield **1H Heavy Shield** (Stalwart 2), Ocean Greaves (Water 2), Silent Plate (Stealth 2), Gauntlets of Kel-Sir (Ink 1), Charcoal Nibs **↑2 Ink**, Rain Caught in Midair **↑2 Water**, 24gp

*** Brawn: 2, Dexterity: 4, Genius: 2, Savvy: 2, Appeal: 4, Empathy: 1, Background Artist; Skill Ranks: Stalwart 3, Air 3, Water 2, Ink 1, Social Rank 2

Ibba's four parents are some of the original architects of Telvad on the Falls, incredible artisans of great renown. 20 years ago one of Ibba's mothers, Eianna, received a vision. In the vision, Kel-Sir spoke to her of a time of danger and turmoil to come. Eianna and her partners Aazu, Ootae, and Olai would be need to raise, train, and equip their child to be a hero worthy of the task.

Ibba has trained her whole life for an unknown catastrophe yet to come. Her parents equipped her with powerful magical gear they had crafted especially for her. Eianna taught her to gain Kel-Sir's Divine Favor, Olai showed her the Cephaloid Martial techniques of self-mastery, Aazu imbued her with the Elemental essence of Water, and Ootae revealed to her secrets of Arcane power.

Ibba has recently heard troubling rumors of dark forces approaching from the north. Perhaps her time is now at hand.



Swift

"First I am here, then there. And then... well, you are dead."

Swift Style is a Swift style of combat designed for taking down foes in Melee before they are even aware of you. This style of combat has the potential for high damage, but requires stealth and careful tactics. This is an excellent style for swashbucklers.

Swift talents can be used any time you wield a spear, staff, or a light one-handed weapon.

When you first take ranks in Swift, choose one of the following Prime talents. The others become Tier 2 talents you can learn.

Stabbing your foe is always a great way to distract them.

Blade Dance (Swift. Prime) – Attack; Major, Blade Weapon: Roll vs Physical on a foe in Melee. If you hit, you may shift 1.

You maneuver around your foes, finding the right spot to strike from.

Duelist Strike (Swift. Prime) – Attack; Major, Weapon, ↓2X dice: Shift X+1 squares. Roll vs Physical on a foe in Melee.

A practiced but simple strike, nigh impossible to dodge.

Exact Strike (Swift. Prime) – Attack; Major, Weapon, ↓X dice: Roll vs Physical on a foe in Melee. Add +X damage on hit. X cannot be more than your ranks in Swift.

They should know better than to stand so close together, really.

Swift Slash (Swift. Prime) – Slicing or Piercing, Attack; Major, Weapon: Roll vs Physical in an adjacent line 2.

You attack the target's weak point for massive damage.

Brutal Strike Stance (Swift. Tier 1) – Stance, Agile; Maneuver: If you have leverage on your target or your target is dazed or staggered, upgrade your Weapon dice by your ranks in Swift.

"And this one is for you."

Follow Through (Swift. Tier 1) – Bonus; Quick, Success, You physically defeated a foe with a Weapon attack: Make a Major Swift attack at a foe you have not yet struck this turn.

You sidle up to a foe, then stick them with your weapon.

Pointed Greeting (Swift. Tier 1) – Modifier; You moved more than 1 square in your previous action: Upgrade 2 Weapon dice.

Seizing an opportunity, you dart around your foe.

Swift Shift (Swift. Tier 1) – Active, Spend 2X Physical Edge: Shift X squares to a maximum of your ranks in Swift.

You know right where to strike to undermine your foes.

Crippling Strike (Swift. Tier 2) – Spend 2X Weapon crits: X Impaired foes are (choose one) staggered or immobilized, save ends.

A winning grin sets your opponent on edge, giving you the advantage.

Dashing Smile (Swift. Tier 2) – Attack; Maneuver: Roll vs Social on a foe in Melee. Half damage on a hit. Gain leverage on Impaired targets, save ends.

Your strikes craft a dance. A dance your foes perform for your pleasure.

Duelist Form (Swift. Tier 2) – Stance, Agile; Maneuver: Free, You hit a foe with a Weapon: Slide them 2 squares.

You whirl around, slicing nearby foes to ribbons.

Whirlwind Strike (Swift. Tier 2) – Modifier; ↓1 Weapon die: Your roll targets all adjacent foes.

A weapon in each hand turns you into a whirlwind of pointy bits.

Dual Weapon Form (Swift. Tier 3) – Stance, Agile; Free, You have a weapon in each hand, Engage 2 Swift dice: You may use your Maneuver to make Swift Major actions.

You trick your foe into exposing a vital spot for you strike.

Vital Strike (Swift. Tier 3) – Attack; Full, Upgrade 5 Swift dice: Roll vs Physical on a foe in Melee. Shift 1.

You expected this attack to come. And you are ready.

Parry (Swift. Tier 3) – Quick, Weapon, Engage 4 dice until your next turn ends: Your melee defenses are increased by 2,3 until your next turn ends.

You may do this in response to a character attacking you, but only before the results are declared.

The tip of your blade is already there, you adjust aim for a more vital spot.

Vicious Efficiency (Swift. Tier 3) – Perk: While in an Agile stance, whenever you deal wounds to a target, gain ↑2 against that target on your next roll.

Your deflection throws your foe's rhythm off for a moment.

Counter Strike (Swift. Tier 4) – Quick, An adjacent foe misses you with an attack: Attacks made by that foe until your next turn ends are downgraded by your ranks in Swift.

Your mannerisms and general demeanor are just too affable.

Disarming Swagger (Swift. Tier 4) – Stance, Agile; Full: Enemies your grade or lower within Melee 2 are weakened.

"You didn't even have a chance."

First Strike (Swift. Tier 4) – Perk: At the start of an encounter, you have leverage on any foes that have not yet acted in that encounter.

Perched on one foot, you are prepared to unleash some pain.

Standing Crane (Swift. Tier 4) – Stance, Agile; Maneuver: Gain a +1 to defenses. Your attacks gain +1 reach. You are slowed 4. End this stance as a maneuver. When you do, you may shift 2.

Your strikes are calculated to make subsequent ones harder to defend.

Slash Opener (Swift. Tier 5) – Stance, Agile; Maneuver: Whenever you attack a foe you hit with a Swift attack the previous round or action, upgrade by X. X is your ranks in Swift.

You don't even pause to see your foe fall, you're already on to the next.

Slaying Step (Swift. Tier 5) – Spend 1 Physical Edge, you defeated a foe with your previous action: Shift 1 square.

"Now what are you going to do?"

Swift Disarm (Swift. Tier 5) – Spend 2X Weapon Edge: Your opponent must make a Brawn or Dexterity check against (X, X) or drop their weapon. They have bonus successes added to the roll equal to their remaining composure.

Your previous strike was only a setup for this strike to a vital spot.

Debilitating Blow (Swift. Tier 6) – Attack; Full x2: ↑4. Shift 2. Roll vs Physical on a foe in melee you struck with your previous attack. Impaired foes are weakened, save ends.

You watch your foe for an opening with a prepared retaliatory blow.

Riposte Form (Swift. Tier 6) – *Stance*; Maneuver: Whenever an adjacent foe misses you with an attack, you may upgrade your dice against that target by X until your next turn ends. X is your ranks in Swift.

You strike fear into your opponent with a gesture and laugh.

Disheartening Posture (Swift. Tier 6) – *Stance, Agile*; Maneuver: Whenever you deal 4 or more physical damage to a foe, deal that much damage – 3 to their social.

Your form becomes a blur as you speed across the battlefield.

Example Level 1 Swift Character:

Calaran, Snakekin Duelist			Hero: Grade 3
Large Long Supernatural Reptile Fae; 2 x 2 sq.			XPV: 30
Composure Pool: 7 – Leader: ↑1 (ea adj or 1 ally) / turn			SR 6
Physical	Mental	Social	Speed: 6
Brawn 2,3	Genius 2,0	Appeal 3,1	Saves 6, ABCC
Dexterity 3,4	Savvy 4,5	Empathy 1,1	AP: 1
Blade Dance (Swift P) <i>Atk</i> ; Major, Blade Weapon: Roll vs Phy. on a foe in Melee. If you hit, you may shift 1.			
Stalwart Avalanche (Stalwart P) <i>Radiant, Atk</i> ; Major, Hvy Weapon: Roll vs Phy. on a foe in Melee. Allies adj. to foe heal 1 composure.			
Chomp (Bite P) <i>Piercing, Atk</i> ; Major: Roll vs Phy. on a foe in melee. Spend X Bite Crits: X impaired foes are dazed, save ends.			
Charge Attack (Stalwart T3) <i>Modifier</i> ; ↓2X Weapon dice: Move up to 2X before the attack. +X to dmg if you moved			
Parry (Swift T3) <i>Quick, Weapon, Engage</i> 4 dice UYNTE: Your melee defenses are increased by 2,3 UYNTE. You may do this in response to a character attacking you, but only before results are declared.			
Inspire Fervor (Stalwart T3) <i>Success, Spend</i> 2X Radiant or Stalwart Edge: Up to X allies in X squares are healed X composure.			
Duelist Form (Swift T2) <i>Stance, Agile</i> ; Maneuver: Free, You hit a foe with a Weapon: Slide them 2 squares.			
Swift ABCC (↑3 Character moved 4 or more squares in a line this turn, ↑1 Character moved 1 to 3 squares this turn),			
Stalwart ABCC (↑3 Character forced a foe's movement previous turn, ↑1 Foe did not inflict forced movement previous turn);			
Athletics BC, Charm AAB, Customs A, Durability AA, Entertain AAA, Intimidate AA, Leadership AAA, Nimble ABC, Perception AAAB, Precision AAA, Shrewd B, Stealth ACC, Tactics AAAA, Trickery A, Vigilance AAAB, (Genius AA); Normal Vision, Skinny 1, Scentsense, Vibrosense, Bite Weapon; Languages: Common, Reptile			
Gear: Billhook (0pts) 2H Heavy Blade +2E (Swift 2, Stalwart 2), Scales (Stealth 2), Belt (Athletics 1), Light Clothes (Nimble 1), 48gp			

*** Brawn: 2, Dexterity: 3, Genius: 2, Savvy: 4, Appeal: 3, Empathy: 1; Background Dancer; Skill Ranks: Stealth 2, Vigilance 1, Swift 3, Stalwart 3

Abundant Step (Swift. Tier 7) – *Movement*; Maneuver x3, You are in an Agile stance: Shift double your Swift ranks. Take an immediate Free action during the shift.

You slip your way between your enemies, dealing a vicious strike to each.

Surging Assault (Swift. Tier 7) – *Attack*; Full x2: Shift Swift ranks. Roll vs Physical on each foe you were adjacent to in Melee during the shift. +1 damage on a hit.

Calaran was a giantkin blacksmith who lived in the village of Telvad's Edge near Vortex. When he was 82 years old, he saved a snake Fae caught in the steely jaws of a bear trap. In return, the Fae granted him a boon, making him young again, albeit as a Fae-kin.

The Fae thentaught Calaran how to strengthen his magic tapping into his own or others' movements.

While he was welcomed back by the giantkin community, he decided to take this opportunity to see the world.



Transform

"I have many forms, many names."

Feral Transform stances polymorph you into another form. While you are transformed into that form, you can speak and understand that form's natural language. This knowledge only exists while you remain in that form. While transformed, you may only use Basic or Primal talents and cannot speak any other languages, though you can still command any Companions you might have that speak the language of your new form.

Transform Domain talents are slightly different from other forms of polymorph. You do not lose your species Bonus Skill Ranks, nor do your defenses and hit points change other than based on size changes (see *Size*, page 22) and what is mentioned specifically in the talents themselves.

When you take a Primal Transform stance, choose a specific form for that stance. You always look like that when you use the stance.

Transmute Primal Transform stances transmute your body into a specific element or energy.

Transform talents can be used any time you are not bound. This means you cannot be wearing anything that goes around any of your limbs or your neck that you did not put there. Additionally, if you become bound, you cannot leave a Transform stance.

When you first take ranks in Transform, choose one of the following Prime talents. The others become Tier 2 talents you can learn.

Your foe can barely stand as you partially liquefy its muscles.

Atrophy (Transform. Prime) – *Attack, Transmute*; Major: Roll vs Physical on a foe in Melee. Affected foes ↓1, save ends.

You unleash your inner animal upon your foe.

Feral Strike (Transform. Prime) – *Crushing or Slicing, Primal, Attack*; Major: Roll vs Physical on a foe in Melee. Shift 1.

You swarm over your foes, giving them no chance to escape.

Swarm Form (Transform. Prime) – *Stance, Swarm*; Full: You become a swarm of natural creatures. You take 1 more square of space on each side than your normal size, but only 1 square tall. You have Vulnerable 2 (Area).

Attack; Major, 1by 2: Roll vs Physical on foes adjacent to or in squares you occupy.

The creatures must be Fine or Puny. You gain the movement types and speed of those creatures. You cannot use this talent if you are currently smaller than Small.

You become a bird, able to quickly move across the battlefield.

Form of the Bird (Transform. Tier 1) – *Stance, Primal, Feral*; Maneuver: You transform into a fine or puny natural bird. You have a speed of Ground 3, Fly 4, Glide 6, and ↑1 to Perception. You speak Avian.

↓3 Primal dice: Impaired foes are blinded, save ends.

You become a tiny cat, able to move very quickly.

Form of the Cat (Transform. Tier 1) – *Stance, Primal, Feral*; Maneuver: You transform into a tiny natural cat. You have a speed of Ground 6, and ↑1 to Perception and Shrewd. You speak Cat.

Major: Move Agility x 2 squares, +1 to defense until next turn.

You become a small fox, able to fight and flee as needed.

Form of the Fox (Transform. Tier 1) – *Stance, Primal, Feral*; Maneuver: You transform into a small natural fox. You have a speed of Ground 6 and ↑1 to Nature and Trickery. You speak Canine.

Major: Move Agility x 2 squares, +1 to defense until next turn.

You become a tiny lizard, able to avoid confrontation easily.

Form of the Lizard (Transform. Tier 1) – *Stance, Primal, Feral*; Maneuver: You transform into a puny natural lizard. You have a speed of Ground 4, Climb 4, and ↑1 to Perception and Trickery. You speak Reptile.

Major: Shift 3 squares, +1 to defense until next turn.

You take advantage of your transformation to make a few tweaks.

Shifter's Might (Transform. Tier 1) – Perk: If you started a Feral stance this turn, gain ↑1 until your next turn ends or spend X Edge to heal X composure.

Sharp needles grow from you, impaling nearby foes, then contract back.

Spine Growth (Transform. Tier 1) – *Transmute*; Engage X Arcane dice: Foes that end their turn adjacent to you take X damage.

You turn into a whirlwind, sucking your foe through you.

Vortex Form (Transform. Tier 1) – *Air*; Spend X Edge: Shift affected foes X squares to squares closer or adjacent to you.

Foes cannot escape your deadly embrace, even after moving out of it.

Blanket (Transform. Tier 2) – Spend 3X Swarm or Transmute Edge: Affected foes have ongoing damage X, save ends.

You've learned to make the most of your new form, striking two at once.

Brutal Swipe (Transform. Tier 2) – *Modifier*; Free: Feral Strike targets an adjacent line 2.

You become a Human, able to blend in freely with "civilized society".

Form of the Human (Transform. Tier 2) – *Stance, Primal*; Maneuver: You transform into a medium natural Human. You have a speed of Ground 6, and ↑1 to one skill. You speak Common.

Free: Make a save against one ongoing effect.

You become a graceful and beautiful water bird.

Form of the Swan (Transform. Tier 2) – *Stance, Primal, Feral*; Major: You transform into a medium natural water bird. You have a speed of Ground 3, Swim 4, Fly 5, Glide 7, and ↑1 to Perception. You speak Avian.

↓3 Primal dice: Impaired foes are blinded, save ends.

You become a wolf, able to track by instinct and scent.

Form of the Wolf (Transform. Tier 2) – *Stance, Primal, Feral*; Major: You transform into a medium natural dog or wolf. You have a speed of Ground 7 and ↑1 to Perception. You gain scentsense. You speak Canine.

↓2 Primal dice: Impaired foes are knocked prone.

You grow massive granite plates all over your body, causing foes to cower.

Granite Shift (Transform. Tier 2) – *Stance, Earth, Transmute*; Maneuver, Engage 2X dice: Gain soak X. You are slowed X. +X damage on hit.

Your form shifts slightly as you move, ready to change into... anything.

Feral Form (Transform. Tier 3) – *Stance, Primal, Feral*; Major (or Maneuver if you are already in a Primal stance): You may use any Maneuver Feral stance as a Free action, and any Major Transform or Primal stance as a Maneuver action.

You become a living arc of flames winding around your foes.

Flame Shift (Transform. Tier 3) – *Stance, Fire, Transmute*; Maneuver, Engage X Arcane dice: Foes that end their turn in a square you were in the previous turn take X damage.

You become a great cat, able to shred your foes with impunity.

Form of the Great Cat (Transform. Tier 3) – *Stance, Primal, Feral*; Maneuver: You transform into a medium or large natural cat. You have a speed of Ground 8, and ↑1 to Perception and Nimble. You speak Cat.

Spend 2X Primal Edge: X ongoing damage, save ends.

You become a viper, quick to unleash venomous bites into your foes.

Form of the Viper (Transform. Tier 3) – *Stance, Primal, Feral*; Major: You transform into a small natural poisonous snake. You have a speed of Ground 6, Skinny 4 and ↑1 to Nimble. You speak Reptile.

↓3 Primal dice: damage is ongoing poison damage and the target is slowed, save ends.

It is hard for your foes to do anything when they are engulfed in.. you.

Inundate (Transform. Tier 3) – Spend X Swarm or Transform Edge: Affected foes ↓X dice for one turn.

You blend into the wild easily.

Traceless Form (Transform. Tier 3) – Perk: While in a Primal stance, the DT to track you and allies within Melee 2X of you increases by X. X is your Transform ranks.

You become a wave of deadly acid, drenching nearby enemies.

Acid Shift (Transform. Tier 4) – *Stance, Acid, Transmute*; Maneuver, Engage 2X dice: Your attack rolls target foes in Melee X.

Foes have a hard time getting away from your attacks.

Engulf (Transform. Tier 4) – Spend 3 Transform Edge: Impaired foes are immobilized for one turn.

You become a massive snake, constricting your foes with your coils.

Form of the Python (Transform. Tier 4) – *Stance, Primal, Feral*; Maneuver: You transform into a large natural constrictor snake. You have a speed of Ground 6, Skinny 4, and ↑1 to Stealth and Trickery. You speak Reptile.

Spend 3 Primal Edge: Impaired foes are immobilized, save ends.

In an instant, you streak across the field, leaving devastation in your wake.

Shifting Form (Transform. Tier 4) – *Modifier*; You are in an Primal or Transform Stance, ↓X dice: Your roll targets an adjacent chain 2X. Shift to a square adjacent to the end of the chain.

You're just expanding Nature's domain.

Wilding (Transform. Tier 4) – ↓X Primal or Transmute dice: Your roll covers an area X+1

A thin film of black goo appears over your skin, repelling nearby attackers.

Explosive Shift (Transform. Tier 5) – *Stance, Fire, Transmute*; Maneuver, Engage X dice: Whenever you are struck by a melee attack, roll X vs Physical. Success deals damage and pushes.

You become a bear, able to smash foes and take heavy punishment.

Form of the Bear (Transform. Tier 5) – *Stance, Primal, Feral*; Major: You transform into a large natural bear. You have a speed of Ground 7, Soak 1, and ↑1 to Athletics. You speak Bear.

Perk: If you hit with Feral Strike, slide affected targets 1.

You become a sturdy tree, using sharp branches to pummel nearby foes.

Form of the Willow (Transform. Tier 5) – *Stance, Primal, Feral*; Major: You transform into a huge razorleaf tree. You have a speed of Ground 1, Soak 3, and ↑1 to Nature. You can speak Plant.

↓1 Primal dice: Roll vs Physical on each foe in Melee 3.

You leave your foes choking for air.

Smother (Transform. Tier 5) – Spend 4 Swarm or Transmute Edge: Impaired foes are staggered, save ends.

Your skin becomes pure energy, electrifying your foes.

Lightning Shift (Transform. Tier 6) – *Stance, Lightning, Transmute*; Maneuver, Engage 3 Arcane dice: Whenever you attack, Impaired foes are dazed (save ends).

You can be many things at once.

Malleable Form (Transform. Tier 6) – Perk: You may use Transform Stances that are Maneuvers as a Free action. You may use up to two stances at once if one is a Transform stance.

Suddenly the foe attacking you is attacking nothing at all.

Mist Shift (Transform. Tier 6) – *Stance, Water, Transmute*; Maneuver, Engage 2X dice: Gain X Mist counters. You are non-corporeal and lose all forms of movement. Whenever you would be struck with a Physical attack, lose 1 Mist counter. At 0 Mist counters, the stance ends.

Spend 1 Mist counter: Gain Fly X until end of turn.

Becoming one with nature brings many graces.

Natural Power (Transform. Tier 7) – Perk: When you take this, choose two types that are not a Power Source. You can use talents with those types while you are polymorphed into a natural creature.

Note this does not negate other restrictions, like letting you use multiple stances at once or anything. However, if you chose stance, it would allow you to shift into another stance that is not Basic or Primal from one of your Feral stances.

You can take this talent multiple times. Choose two new types each time you take it.

Unarmed

"To perfect my body is to hold the universe in my fist."

Unarmed Style is a mix of unarmed strikes, grapples, and multiple target melee attacks that control the flow of combat in crowded hand to hand situations.

You can use your Unarmed skill whenever you are using a Technique instead of a Weapon.

When you first take ranks in Unarmed, choose one of the following Prime talents. The others become Tier 2 talents you can learn.

You jab at a very tender spot, sending your foe reeling in pain.

Jab (Unarmed. Prime) – *Crushing, Attack*; Major, Weapon, ↑1: Roll vs Physical on a foe in Melee.

You grapple your foe, maneuvering them right where you want them.

Seize (Unarmed. Prime) – *Attack, Stance, Grapple*; Major, ↓X dice: Roll vs Physical on a foe in Melee. Success deals damage, you start this stance, and you may shift X, taking the enemy with you. The enemy is otherwise immobilized.

You sweep the feet out from under your foe, toppling them to the floor.

Sweep (Unarmed. Prime) – *Crushing, Attack*; Major: Roll vs Physical on a foe in Melee.

Spend 2 Edge: Impaired foes are slid 1 and knocked prone.

You bluff with a strike, then move in for the real assault.

Feint (Unarmed. Tier 1) – *Modifier*; Upgrade X Unarmed dice: Damage from this attack is reduced to 0. X is your ranks in this skill.

You stomp the ground, causing nearby enemies to topple towards you.

Ground Stomp (Unarmed. Tier 1) – *Modifier*; ↓2X+2 dice: Roll vs Physical on foes in Melee X+2. Impaired targets are pulled X+1.

You surge into a group of enemies, they all tumble backwards from you.

Lunging Palm (Unarmed. Tier 1) – *Modifier*; ↓2 Weapon dice: Shift 1 square before or after this attack. Impaired foes are pushed 1.

A quick jab at a sensitive spot gives the foe a sting of pain.

Nerve Jab (Unarmed. Tier 1) – *Modifier*; ↓1 Weapon die: Impaired targets are dazed for one turn.

You use your foe's defenses against them, causing them to stumble.

Shove (Unarmed. Tier 1) – Spend 2 Physical Edge: Impaired foes are pushed a number of squares equal to your success.

Your powerful strike knocks your foe off balance.

Tumble (Unarmed. Tier 1) – Spend 2 Physical Edge: Knock Impaired foes prone.

You wrap around your foe and squeeze the life out of them.

Constrictor Grip (Unarmed. Tier 2) – *Attack, Stance, Grapple*; Full, ↑3: Roll vs Physical on a foe in Melee one size larger than you or less. Success deals damage, you start this stance. An Impaired foe is immobilized.

This strike induced instantaneous cramping, nothing more.

Cramping Strike (Unarmed. Tier 2) – Spend 4 Melee Edge: Impaired foes are immobilized, save ends.

You put the hurt on your foe.

Crushing Grip (Unarmed. Tier 2) – *Attack, Grapple*; Maneuver: Roll vs Physical on a foe in Melee one size larger than you or less. Success deals half damage. If the foe moves before your next turn, you move with them.

A quick strike at a sensitive spot gives the foe a sting of pain.

Quick Swipe (Unarmed. Tier 2) – *Attack*; Maneuver, ↓your Grade+2 Unarmed dice: Roll vs Physical on a foe in Melee.

You surge into a group of enemies, they all tumble backwards from you.

Raging Barrage (Unarmed. Tier 2) – *Modifier*; ↓2X Weapon dice: Shift X squares while making this attack. Your attack treats any foe in Melee during the shift as adjacent.

You dodge away before standing up.

Rolling Stand (Unarmed. Tier 2) – *Movement*; Maneuver, You are prone: Shift 1 square, then stand from prone.

You grab your enemy and tumble with them, tossing them away

Rolling Throw (Unarmed. Tier 2) – Spend 3+X Martial Edge: Shift yourself carrying one affected target X squares, then push the target X squares in any direction. The target is knocked prone.

You fly into the air, then slam down furiously on your enemies.

Flying Crane Step (Unarmed. Tier 3) – *Crushing, Attack, Flying*; Full, ↓2X dice: Shift up to X squares. Roll vs Physical against targets in Melee X. Impaired foes are also knocked prone. Failure knocks you prone.

Every creature within your reach is in for a sound beating.

Forbidding Fortress (Unarmed. Tier 3) – *Attack*; Full, Weapon: Roll vs Physical on each foe in Melee. Impaired foes are slowed 4, save ends.

You jab a sensitive nerve cluster, stunning your foe.

Pressure Point (Unarmed. Tier 3) – Spend 5 Physical Edge: Impaired foes are slid one square and staggered, save ends.

With a clear mind, this strike becomes incredibly simple.

Stone Fist (Unarmed. Tier 3) – *Crushing, Attack*; Full, Weapon, ↑5: Roll vs Physical on a foe in Melee.

You weave in and out, flowing with battle to change the tides in your favor.

Swaying Reed (Unarmed. Tier 3) – *Stance*; Maneuver: You have a +1 bonus to your Dexterity Edge target.

Quick, You are missed by a melee attack: Roll vs Physical on that attacker. Success swaps places with them.

A series of attacks calculated to put them right where you want them to be.

Three-Prong Strike (Unarmed. Tier 3) – *Attack*; Full, Weapon, ↓3 Unarmed dice: Roll vs Physical on a foe in Melee, making 3 attacks. Each attack deals half damage. If an attack hits, slide the foe 1 and shift into the vacated square.

The first strike is a warning: move from this spot or die

Death Brand (Unarmed. Tier 4) – *Modifier*; ↓X dice: Affected foes take X damage at the end of their next turn if they stay in the same square.

Your grip is nigh impossible to escape.

Iron Grip (Unarmed. Tier 4) – Perk: You have leverage against targets you are grappled with when you are in a Grapple stance.

Your muscles contract tight around your foe, knocking their breath out.

Sleeper Strangle (Unarmed. Tier 4) – *Attack, Grapple*; Full: Roll vs Physical on a foe in Melee you hit with a grapple attack during your last turn. Impaired foes are staggered, save ends.

Utilizing your inner energies, you disable your foes further.

Three-Step Disrupt (Unarmed. Tier 4) – Spend 2 Physical Edge: If the target is staggered, they become immobilized, save ends. If the target is dazed, they become staggered, save ends. Otherwise the target is dazed, save ends.

You throw your foe into their companions, knocking them all down

Whirling Throw (Unarmed. Tier 4) – Spend 6+X Martial Edge: One affected target is pushed X squares and knocked prone. Roll vs Physical against all creatures adjacent to you and the square the target travels through. Success deals half damage and Impaired foes are knocked prone.

When you angle your hold just right, your foe becomes helpless.

Locking Grip (Unarmed. Tier 5) – *Debuff*; Spend X Grapple Edge: Affected foes \downarrow X dice for one turn.

You grapple your foe with one arm, crushing them while you fight.

Monkey Grip (Unarmed. Tier 5) – *Attack, Stance, Grapple*; Full: Roll vs Physical on a foe in Melee your size or smaller. Success deals damage, you start this stance. The enemy is dazed, immobilized, and takes ongoing damage 1, save ends.

Your opponent can only struggle against your grip.

Subdue (Unarmed. Tier 5) – Spend 4 Grapple Edge: Impaired foes are staggered, save ends.

You use your foe's techniques against them.

Trick Opening (Unarmed. Tier 6) – Free: Until your next turn, if a foe would hit you with a melee attack, swap places with another adjacent foe of your size. If you do, the attack targets them instead.

You pause, focusing your mind and body towards inner peace.

Uncanny Calm (Unarmed. Tier 6) – *Healing*; Full: You and each ally in Melee X gain a \uparrow X to Melee attacks until your next turn ends and are healed X composure, where X is your Unarmed ranks.

You strike the air with an open palm. A distant foe falls to the ground.

Wind Strike (Unarmed. Tier 6) – *Wind, Modifier*; \downarrow 2 Unarmed dice: This roll gains 2 range increment squares. Impaired targets are knocked prone.

Striking your palms together creates a loud boom, stunning your foes.

Thunder Clap (Unarmed. Tier 7) – *Sonic, Modifier*; \downarrow 2X+1 dice: This roll targets Melee X. Impaired targets are dazed, save ends.

At peace, you let things become as they should be.

Serenity's Boon (Unarmed. Tier 7) – *Stance, Healing*; Maneuver: Free, You dealt no damage this turn, You did not start this stance this turn: You are healed 2X composure. X is your ranks in Unarmed.

Example Level 1 Unarmed Catkin Character:

Tananda, Catkin Skirmisher			Hero: Grade 3
Small Supernatural Humanoid Fae			XPV: 30
Composure Pool: 7 – Controller: \downarrow 1 1 foe / turn			SR 6
Physical	Mental	Social	Speed: 5
Brawn 1,0	Genius 2,4	Appeal 2,0	Saves 7, ABCC
Dexterity 3,4	Savvy 4,5	Empathy 3,0	AP: 1
Sweep (Unarmed P) <i>Crushing, Atk</i> ; Major: Roll vs Phy. on a foe in Melee. Spend 2 Edge: Impaired foes are slid 1 and knocked prone.			
Flying Crane Step (Unarmed T3) <i>Crushing, Atk, Flying</i> ; Full, \downarrow 2X dice: Shift up to X squares. Roll vs Phy. against targets in Melee X. Affected foes are also knocked prone. Failure knocks you prone.			
Death Brand (Unarmed T4) <i>Modifier</i> ; \downarrow X dice: Affected foes take X dmg at the end of their next turn if they stay in the same square.			
Cramping Strike (Unarmed T2) Spend 4 Melee Edge: Affected foes are immobilized, save ends.			
Pressure Point (Unarmed T3) Spend 5 Phy. Edge: Affected foes are slid one square and staggered, save ends.			
Unarmed ABCC (Stunt Bonus: +AAA) ; Craft CC, Lore BB, Nature BC, Nimble AAA, Perception ABBC, Precision AAB, Stealth BBC, Tactics AAAA, Vigilance AAAA, (Appeal AA, Brawn A, Empathy AAA); Infravision, Claw Weapon, Fast 1; Languages: Common, Cat			
Gear: Style Mantis (2pts): Technique 2H +1 Edge (Unarmed 2), Steady Hand (Craft 2), Soft Shoes (Stealth 1), Collection of Herbs (Nature 1), Keen Eye (Perception 1), Style Crane (2pts): Technique 2H Reach +1 Slow 2 (Unarmed 2), Style Bear (2pts): Technique 2H Damage +1 Slow 1 (Unarmed 2), 16gp			

*** Brawn: 1, Dexterity: 3, Genius: 2, Savvy: 4, Appeal: 2, Empathy: 3; Background Mystic; Skill Ranks: Nature 1, Perception 2, Stealth 3, Unarmed 3

Tananda is the younger sister of Paka, a priestess in the town of Derriston. She did not, however, take a calling yet.

In the city of Jyalk, Tananda caused some amount of consternation when she was born. Her parents, along with her sister, are Hyflind, while she was born a Catkin. The local priestess assured the family and neighbors that while Fae-kin are not common, sometimes a patron Fae will bestow its visage on a child before it is born.

Once Tananda was old enough, she was sent to the southern temple. The monk in charge perceived great things for her and offered her personal tutelage, despite the fact that her patron Fae is still unknown.

Like her sister Paka, her training grants her extraordinary skills, and gives her the self-assurance she needed.



Vanguard

"You two, take that flank. Keep out of view of the bowmen! I'll take these three. Watch it, Sven! You're on fire."

Vanguard is a melee style that focuses on clever control of your opponents' options, using strategy to overcome foes.

Vanguard talents can be used any time you wield a two-handed spear or two-handed staff weapon or a one-handed weapon in one hand and a shield or one-handed weapon in the other.



When you first take ranks in Vanguard, choose one of the following Prime talents. The others become Tier 2 talents you can learn.

Any of these are decent options when used at the right time.

Calculated Attack (Vanguard. Prime) – *Option, Attack*; Major, Weapon: Roll vs Physical on a foe in Melee. Choose one:

An ally adjacent to you or the foe can shift 1.

Impaired targets are dazed, slowed 4, or weakened. Save ends.

Impaired targets are knocked prone.

Slide Impaired targets 1 square.

This is the kind of strike that inspires bravery.

Inspiring Strike (Vanguard. Prime) – *Attack*; Major, Weapon, \downarrow X dice: Roll vs Physical on a foe in Melee. Allies get X+1 upgrades against affected foes for one turn.

A heavy strike with one hand and a defensive block with the other.

Shielding Strike (Vanguard. Prime) – *Attack*; Major, Shield: An ally adjacent to you gains +1 to defenses for one turn. Roll vs Physical on a foe in Melee.

Your swing hits two nearby foes easily, if they are close to each other.

Sweeping Strike (Vanguard. Prime) – *Attack*; Major, Spear or Staff Weapon: Roll vs Physical on foes in Melee Line 2.

You smash the foe upside the head to allow an ally a quick getaway.

Crushing Distraction (Vanguard. Tier 1) – Success, Spend 3X Edge: X allies adjacent to the target may shift X.

Outwitting two foes isn't as hard when they're standing next to each other

Dead Stun (Vanguard. Tier 1) – Spend 3 Physical Edge: Two affected targets that are adjacent to each other are staggered until your next turn ends.

You give a shout as this hit strikes, encouraging nearby allies.

Encouraging Strike (Vanguard. Tier 1) – *Modifier*; \downarrow 2X dice: Success heals X composure of an ally adjacent to a target.

You lean into the attack, gaining extra unexpected reach for a moment.

Lunging Strike (Vanguard. Tier 1) – *Modifier*; \downarrow 2 Melee Weapon dice: Gain 1 reach on this roll. On hit, pull the target 2.

Your foe stumbles, giving you an opening to slip in.

Outflank (Vanguard. Tier 1) – Free, an adjacent foe was slid, pushed or pulled: Shift 1 square.

Your powerful strike knocks your foe off their feet.

Toppling Strike (Vanguard. Tier 1) – Spend 5 Physical Edge: Impaired foes are knocked prone and pushed Vanguard squares.

You spin your weapon about, knocking foes down like pins.

Whirling Stick (Vanguard. Tier 1) – *Modifier*; \downarrow 2 Spear or Staff dice: Your roll targets all foes within reach.

Spend X Crits: Knock X Impaired foes prone.

Bringing all your force down on your foes pins them momentarily.

Avalanche Strike (Vanguard. Tier 2) – Spend 3 Physical Edge: Impaired foes are immobilized for one turn.

Whirling your weapon around you clears out some room.

Clearing Sweep (Vanguard. Tier 2) – *Attack*; Full, Weapon or Shield, \downarrow 2 Weapon dice: Move 2. Roll vs Physical against enemies in Melee 2. Impaired foes are knocked prone.

You shout to a nearby ally that the time to strike is now.

Command Strike (Vanguard. Tier 2) – Success, Spend 3X melee Edge: Ally attacks targeting this foe gain +X damage for one turn.

You attack twice in rapid succession, unleashing your full fury.

Double Strike (Vanguard. Tier 2) – *Attack*; Full, Weapon: Roll vs Physical on a foe in Melee. Roll vs Physical on a foe in Melee a second time.

You leap across the battlefield, landing between a foe and an ally.

Leap to Aid (Vanguard. Tier 2) – *Movement*; Maneuver: Choose an adjacent ally adjacent to a foe. Swap places with that ally.

You regroup, carefully adjusting your positioning on the battlefield.

Retrench (Vanguard. Tier 2) – *Movement*; Major: Shift 2 to an unthreatened square. \uparrow X to Weapon dice until your next turn ends. Immediately use a Vanguard or Basic Maneuver as a free action.

You use the momentum of your swing to come back for a returning blow.

Returning Strike (Vanguard. Tier 2) – *Attack*; Maneuver: Roll vs Physical on a foe in Melee you hit with your previous action.

You watch your foe carefully, prepared to take Edge of distraction.

Command Form (Vanguard. Tier 3) – *Stance, Stable*; Maneuver: *Movement*; Free, You hit an adjacent foe: an ally adjacent to you or that foe may shift one square.

This strike spells certain doom for your foe.

Paralyze (Vanguard. Tier 3) – Maneuver, Spend 6 Physical Edge: Impaired foes are staggered and immobilized, save ends.

"Jeb! You're on fire! Stop, drop, and roll, you fool!"

Tactical Advice (Vanguard. Tier 3) – Success, Spend 6X Edge: An ally in X range increments may make a save with X die upgrades as a free action.

You note a comrade's mistake and offer advice to help rectify the situation.

Skillful Advice (Vanguard. Tier 3) – Quick, Spend 1 Action Point: An ally in X range increments may reroll a roll they just failed. Upgrade the roll by X. X is your ranks in Vanguard.

Debilitated foes are at your mercy.

Tactical Maneuvers (Vanguard. Tier 3) – *Stance, Stable*; Free: Spend 3 Edge, You hit a staggered or dazed creature: Deal X damage to the foe and slide them 1. X is your ranks in Vanguard.

Hooking your weapon onto a firm anchor, you swing through the fray.

Grappling Swing (Vanguard. Tier 4) – Maneuver, You are using an axe, flail, or hook, Spend 3 Physical Edge, Choose a firm anchor in Melee range: You make a flying shift up to X squares to a square in range of the anchor. X is your ranks in Tactical.

This would be a textbook strike, if you'd learned combat from textbooks.

Ranger's Focus (Vanguard. Tier 4) – *Attack*; Free, Weapon or Shield: Vanguard Ranks vs Physical on foes in an adjacent Area 2 (Do not roll, just use your Vanguard Ranks as the attack result).

You stretch a little further to hit a foe.

Ranger's Reach (Vanguard. Tier 4) – \downarrow 1 die: Your roll gains +1 reach. For each turn you did not use this talent before this one, your roll gains 1 Edge to a max of your ranks in Vanguard.

You position your shield to deflect attacks directed at nearby allies.

Shielding Stance (Vanguard. Tier 4) – *Stance, Stable*; Maneuver, Shield, Allies adjacent to you gain +1 to defenses. Your defense buff with Shielding Strike increases to half your ranks in Vanguard.

You bark out a quick order and your allies all attack in concert.

Synchronized Assault (Vanguard. Tier 4) – Full, Spend 1 Action Point: Choose one or two allies your grade or lower in X range increments. They may each make an immediate Major action. If you choose one, they also make a Maneuver. X is your Vanguard ranks.

You lash out a series of quick attacks, knocking your foe off-balance.

Storm of Strikes (Vanguard. Tier 5) – *Attack*; Full, Weapon, \downarrow X Vanguard dice: Roll vs Physical on a foe in Melee, making X+1 attacks. Each attack deals half damage. If five or more attacks hit, the target is staggered, save ends.

"This is why I always carry an extra weapon or three."

Weapon Lock (Vanguard. Tier 5) – Maneuver, Weapon or Shield, Your foe is wielding a weapon: Roll vs Physical. Success means both your weapon and the opponent's weapon are useless for one turn. Lower the target's physical defenses by your ranks in Vanguard.

You balance on the end of your pole weapon, ready.

Tipping Stance (Vanguard. Tier 5) – *Stance, Agile*; Maneuver, Pole Weapon, Engage X dice: You are immobilized and gain +1 to defenses. At the end of each of your turns, specify an event.

Quick, The specified event is about to occur: Shift X squares and end this stance. You may spend an action point to take a Major action before the event.

With feet firmly apart, you can get great leverage with your weapon.

Leverage Stance (Vanguard. Tier 6) – *Stance, Agile*; Maneuver, Engage 2X dice: You gain Soak X against Weapon and melee attacks. You gain X additional Edge on Weapon rolls.

After disabling one foe, you move to strike another.

Rushing Strike (Vanguard. Tier 6) – *Attack*; Maneuver, You staggered or dazed a creature with your previous action, \downarrow X dice: Shift X. Roll vs Physical on a foe you did not hit with your previous action. X cannot be more than your ranks in Vanguard.

I'll take... both.

Tactician's Perogative (Vanguard. Tier 7) – Perk: When a talent says choose one, you may instead choose two.

"You have no choice, as you can see... you are trapped."

Option Gambit (Vanguard. Tier 7) – Spend 2X Vanguard crits: Choose two. You can choose different targets for each.

X adjacent allies may use an immediate Major as a Free action.
X Impaired targets are immobilized, save ends.
X Impaired targets are slowed 3 and dazed, save ends.
X Impaired targets grant leverage to adjacent foes, save ends.
X Impaired targets are slid 2 squares and blinded, save ends.
X Impaired targets are staggered, save ends.

Example Level 1 Vanguard Character:

Hu, Wolfkin Vanguard			Hero: Grade 3
Medium Supernatural Humanoid Fae			XPV: 30
Composure Pool: 7 – Leader: \uparrow 1 (ea adj or 1 ally) / turn			SR 6
Physical	Mental	Social	Speed: 6
Brawn 3,4	Genius 3,2	Appeal 4,5	Saves 6, ABCC
Dexterity 2,0	Savvy 3,4	Empathy 3,0	AP: 1
Calculated Attack (Vanguard P) Option, Atk ; Major, Weapon: Roll vs Phy. on a foe in Melee. Choose one: An ally adj. to you or the foe can shift 1. Impaired targets are dazed, slowed 4, or weakened. Save ends. Impaired targets are knocked prone. Slide Impaired targets 1 square.			
Clearing Sweep (Vanguard T2) Atk ; Full, Weapon or Shield, \downarrow 2 Weapon dice: Move 2. Roll vs Phy. against enemies in Melee 2. Impaired foes are knocked prone.			
Outflank (Vanguard T1) Free , an adj. foe was slid, pushed or pulled: Shift 1 square.			
Tactical Advice (Vanguard T3) Success , Spend 6X Edge: An ally in X RIs may make a save with X die upgrades as a free action.			

Wolfpack Defenses (Wolfkin T1) Stance, Stable; Maneuver: You gain +1 to physical defenses against a foe in Melee for each ally also in Melee with that foe.

Vanguard ABCC (Max Favor: \uparrow 6, Max Retribution: 3C); Athletics BBC, Charm AAAA, Craft B, Durability AAA, Entertain AAAA, Intimidate AAA, Leadership ABCC, Lore A, Nature AAC, Perception AA, Tactics AA, Vigilance ACC, (Dexterity AA, Empathy AAA); Darkvision, Bite Weapon, Scent; Languages: Common, Canine

Gear: Claymore (Opts) **2H Heavy Blade Vanguard \uparrow 1** (Vanguard 2), Neat Uniform (Leadership 2), Handy Bag (Vigilance 2), Support Belt (Athletics 1), Collection of Herbs (Nature 1), 48gp

*** Brawn: 3, Dexterity: 2, Genius: 1, Savvy: 2, Appeal: 4, Empathy: 3; Background Farmer; Skill Ranks: Athletics 1, Leadership 2, Nature 1, Vigilance 2, Vanguard 3

Hu is a sheep farmer in the town of Derriston. He is also a member of the town militia and very skilled with his blade.

Hu spent some time in the military when he was younger and was given this farm as his retirement. He enjoys the peace and quiet of the small town, especially the scenery.



Water

"Runs all day, but never walks. Often murmurs, never talks. Has a bed, but never sleeps. Has a mouth, but never eats.."

The element of water governs water and cold. Water is good at strong control effects, slowing foes or freezing them in place and defending and healing allies.

Water talents can be used any time you have access to ice, steam, or water. You cannot use Water talents while in hot and dry conditions such as a forge.

When you first take ranks in Water, choose one of the following Prime talents. The others become Tier 2 talents you can learn.

An explosion of freezing shards assaults your foes.

Chilling Blast (Water. Prime) – Cold, Crushing, or Slicing, Attack; Major, ↓X dice: Roll vs Physical on an adjacent line 2X+2.

You hurl a massive jagged shard of ice at your foe.

Ice Shard (Water. Prime) – Cold, Piercing, Attack; Major, ↓X dice: Roll vs Physical on foe in a range increment X+1. Impaired foes are slowed 2X+1.

A focused blast of water tears at a few foes, sending them tumbling.

Torrent (Water. Prime) – Crushing, or Slicing, Attack; Major, ↓X dice: Roll vs Physical on foes in an area X+2.

"Beautiful but hard. Bitter but soft. Often born while borne aloft."

Snow Burst (Water. Prime) – Cold, Attack; Major, ↓2X dice: Roll vs Physical on foes in Melee X+1.

A bitter chill fills the area, frosting your foes momentarily.

Coldsnap (Water. Tier 1) – Spend X Cold Edge: Targets are slowed X, save ends.

A bitter chill fills the area, frosting your foes momentarily.

Frostbite (Water. Tier 1) – Spend 4X Cold or Water Edge: Affected foes have -X to defenses and ongoing cold damage X, save ends.

Hail pelts the area, battering enemies and making the ground slippery.

Ice Storm (Water. Tier 1) – Modifier; ↓X Cold dice. Your roll covers an area X+1.

A moment of calm and clarity soothes your nerves.

Moment of Peace (Water. Tier 1) – Healing; Maneuver: You are healed X+1 composure, where X is your ranks in Water.

You create a shifting, dangerous area filled with jagged bits of ice.

Razorice Field (Water. Tier 1) – Spend X Cold or Water Edge: Foes that end their turn in the area take X Cold damage.

Clouds of water vapor impede your foes' vision.

Blinding Mists (Water. Tier 2) – Mist; Major, Spend 4X Water Edge: Affected foes get ↓X to attack rolls, save ends.

A cool fog rises up around you, obscuring you and your allies.

Fog Shroud (Water. Tier 2) – Spend 3X Water Edge: You, adjacent allies, and allies in the target area gain Soak X until your next turn.

A little bit of frost puts extra chill into this attack.

Frostedge (Water. Tier 2) – Free, When you deal Water damage: Deal 1 Cold Damage to affected targets adjacent to your allies.

You create a barrier of ice that is difficult to get past.

Ice Blockade (Water. Tier 2) – Success, Sustain stay within range and engage X Water dice: The area is rough terrain X.

After a moment's pause, pain melts away to your inner strength.

Serene Moment (Water. Tier 2) – Healing; Maneuver, Engage 2X Water dice: You are healed X composure and gain Soak X until your next action.

A second of reflection does you good now and again in the future.

Brief Respite (Water. Tier 3) – Healing; Free: You are healed 1 composure. Heal 1 composure on your next turn.

You ice your foe's feet over, causing them to slip and slide at your whim.

Frostfeet (Water. Tier 3) – Stance; Maneuver: Whenever you deal Cold damage to a foe, you may slide the target 1 square.

Yes, this works with Frostbite's ongoing damage.

A light mist settles over the field, relieving minor damage.

Healing Mists (Water. Tier 3) – Healing; Maneuver: Roll Water dice. Each ally in Melee is healed composure equal to the least of the successes rolled, Edge rolled, and your ranks in Water.

The terrain is covered in a thick coating of ice.

Ice Slick (Water. Tier 3) – Spend 2X Cold or Water Edge: Impaired foes are slid X squares or pushed or pulled 3X squares.

A focused blast of water tears at a few foes, sending them tumbling.

Undertow (Water. Tier 3) – Modifier; ↓2: Impaired foes are knocked prone.

"There is water here. All around us. In the very air."

Humidity (Water. Tier 4) – Perk: You may use Air or Water dice for Air and Water talents. When you do, they gain both keywords.

For the purposes of Power Source bonuses, each time you use an Air or Water talent, you choose whether it is counted as an Air talent or a Water talent.

You spray a sheet of ice that absorbs most of the impact before it hits you.

Ice Shield (Water. Tier 4) – Quick, Engage 3X dice until your next turn: Gain Soak X against an attack that hit you.

You wash away impediments so that your allies may thrive.

Refreshing Cleanse (Water. Tier 4) – Spend 4X Water Edge: Each other ally in X range increments may make one improvised save as a free action. If X is 2 or more, you also may make a save as well.

Your foe's joints freeze up, making it harder for them to fight.

Frigid Chill (Water. Tier 5) – Spend 4+X Cold or Water Edge: Impaired foes are staggered and slowed X, save ends.

Across the battlefield, you can sense and soothe a friend's infirmities.

Soothing Renewal (Water. Tier 5) – Maneuver, Spend 3X Social or Water Edge or X Social or Water crits: You and each ally within 1 range increment are healed X wounds.

Life energy flows out of you, aiding and calming nearby allies.

Healer's Aura (Water. Tier 6) – Stance; Maneuver x2: At the end of each of your turns, you and each ally in Melee 2 heal X composure. X is your ranks in Healing, Radiant, or Water.

You weave across the battlefield, making surprise strikes on your foes.

Stolen Strikes (Water. Tier 6) – Bonus: Major, You are in a Water stance: Until your next turn ends, if you provoke a Quick Strike from a foe, you may instead take a Quick Strike at that foe.

You drain the area of water, leaving your foes parched and dessicated.

Dehydrate (Water. Tier 7) – Spend 6 Water Edge or 2 crits: Impaired targets are staggered, weakened, and slowed 3, save ends.

A single target is temporarily encased in a solid block of ice.

Freeze Solid (Water. Tier 7) – Spend 10 Physical Edge or 3 crits: Impaired targets are staggered, immobilized, frozen solid, cannot be teleported, and gain Soak 6, save ends.

Example Level 1 Water Character:

Gills, Karablan Frostmage			Hero: Grade 3
Large Draconic Humanoid (Base species); 2 x 2 sq.			XPV: 30
Composure Pool: 7 – Controller: ↓1 1 foe / turn			SR 6
Physical	Mental	Social	Speed: 6, Fly 6
Brawn 4,1	Genius 4,5	Appeal 3,0	Saves 7, ABCC
Dexterity 2,1	Savvy 3,3	Empathy 1,0	AP: 1
Chilling Blast (Water P) Cold, Crushing, or Slicing, Atk; Major, ↓X dice: Roll vs Phy. on an adj. line 2X+2.			
Fog Shroud (Water T2) Spend 3X Water Edge: You, adj. allies, and allies in the target area gain Soak X until your next turn.			
Frostfeet (Water T3) Stance; Maneuver: Whenever you deal Cold dmg to a foe, you may slide the target 1 square.			
Novice: Lore (Rituals T1) Frostlight (6) Soothing Mist (10)			
Fly (Wings T2) Perk: You have learned how to use your wings to fly.			
Water ABCC (↑3 Glacier, Lake, River, Ocean, precipitation, ↑1 Some humidity, anywhere the air isn't too dry); Athletics AAAA, Craft ABCC, Durability AAAB, Intimidate AAAA, Lore ABCC , Nature ABBC, Nimble AA, Perception AAA, Precision AA, Stealth AB, Tactics AAA, Vigilance ABC, (Appeal AAA, Empathy A); Infravision, Wings 2, Weapon (Tail, Horns); Languages: Common, Dragon			
Gear: Essence (Water 2), Multitool (Craft 2), Book of Lore (Lore 2), Collection of Herbs (Nature 1), Handy Bag (Vigilance 1), 48gp			

*** Brawn: 4, Dexterity: 2, Genius: 4, Savvy: 3, Appeal: 3, Empathy: 1; Background/Fisher; Skill Ranks: Craft 3, Lore 2, Nature 1, Water 3

Gills is a half-dragon master of cold.

Gills learned many of his elemental skills from his father, an aquatic dragon from the northlands. Once he was of mature age, his father abandoned him, as dragons are rather solitary creatures.

Gills does not know who his mother is. It is a question he always wondered about, but his father's subsequent abandonment does not give him hope of finding an answer.



COMPANIONS

Companions are special allies of your character. They may be divine allies, demons you have summoned, mechanical constructs you have created, creatures you have captured, or simply comrades in arms.

Companions can be earned by buying a companion instead of gear.

You can only have companions of a lower grade than you are. Thus hero grade characters are limited to fodder, minion, and basic companions. All companions start at level 1 and every four levels they level a number of times equal to their grade+1.


You may have a maximum of Savvy fodder companions active. You may have more companions in total, but the others will stay in their home (wherever that is) until you fetch them.

Commanding Companions

Unless commanded to do otherwise, companions will follow you, endeavoring to stay within one range increment, and avoiding perceived danger if possible. You may use a quip to set a companion free to do what they will or ask them to stay in an area until you return for them.

You may use your actions to command the companion, as shown on the chart. Companions without a command do nothing that turn. These commands are delivered by quips, meaning the entire command must fit within that quip. A companion will attempt to continue until it is complete, it is wounded, or longer able to.

You must actually stay within line of sight to command a companion. You cannot give commands unless you can see what predicament your companion is in. That said, once the command is given, it does not need to be within line of sight to complete the given command.



An active companion cannot use companion skills of their own.

Grade	Gear Cost	Min Ranks	Command Action	Composure / Health	Primary Skill	Other Skills
Fodder	1	0	Free	1c / 2h	BC	A
Minion	1	1	Maneuver	3c / 3h	CC	AA
Basic	2	2	Major	5c / 4h	BCC	AA
Hero	3	3	Full Turn	7c / 5h	ABCC	AAA

You may only command the same companion once per round, plus a second time if you use an action point to command the companion. If you have several companions, however, you are free to command them all in the same round if you have enough actions to do so.

You cannot command companions of a higher grade than your ranks in Companion. Companions count as allies.

Command (Companion. Prime) – Quip;
Variable Action: Give a command to your companion. It attempts to do so until it cannot.

Commander's Prerogative (Companion. Tier 1) – Quick, Spend an action point, A companion is in your line of sight: You may reroll that companion's last roll.

Broad Command (Companion. Tier 2) – Perk: When you make a command, it can apply to up to X companions of that grade or lower of your choice. The specific companions must be specified by the quip. X cannot be more than your ranks in Companion.

Implicit Command (Companion. Tier 2) – Perk: When you command your companions, you may do so silently. Each command must still fit within a single quip.

Example Level 1 Commander Character:

Della, Hyflind Druid	Hero: Grade 3
Small Natural Humanoid Hyflind	XPV: 30
Composure Pool: 7 – Controller: ↓1 1 foe / turn	SR 6
Physical Mental Social	Speed: 6
Brawn 3,1 Genius 4,5 Appeal 3,0	Saves 7, ABCC
Dexterity 3,3 Savvy 3,3 Empathy 2,1	AP: 1
Razorvine (Earth P) Plant, Slashing, Atk; Major, ↓2X dice: Roll vs Phy. on foes in an area X+1. Foes ending their next turn in the area take X+1 dmg.	
Stone Throw (Earth P) Crushing, Piercing, or Slicing, Atk; Major, ↓X dice: Roll vs Phy. on a foe in X+1 RIs.	
Command (Companion P) Quip; Maneuver: Give a command to her wolf. It attempts to do so until it cannot.	
Earth Ripple (Earth T3) Maneuver, Engage X+Y dice: An adj. area 4X becomes rough terrain Y.	
Choking Vines (Earth T2) Spend 5 Earth Edge: Targets affected suffer 1 ongoing dmg and are immobilized, save ends.	
Earthwave (Earth T4) Stance; Maneuver x3: Your ground speed doubles, as long as you are on earth or stone. When you use Movement actions, Adjacent allies may move the same amount. Free: Roll vs Phy. in Melee. Affected foes are pushed 3.	
Earth or Companion ABCC (Max Favor: ↑6, Max Retribution: 3C); Athletics AAB, Craft AAAA, Customs AB, Durability AAA, Intimidate AAA, Lore AAAA, Nature ABBC, Nimble A, Perception ABC, Precision ABC, Shrewd AA, Stealth A, Tactics AA, Trickery AA, Vigilance AA, (Appeal AAA); Normal Vision, Voracious; Languages: Common	
Gear: Simple Spear (0pts) 2H Light Spear ↑1 Earth (Earth 2), Wolf Protector (Companion 2), Gloves (Precision 2), Collection of Herbs (Nature 1), Monocle (Perception 1), 48gp	

Della lives in the woods near Derriston, her faithful wolf companion always at her side. Della is somewhat reclusive, unusual for a Hyflind, feeling more comfortable around plants and animals than other humanoid. Della is from Siathu's Sticktown and came to the woods seeking peace and quiet. Or did she?

Della has a Wolf Protector named Tal as a companion:

Tal, Wolf Protector	Minion: Grade 1
Small Natural Beast (Wolf)	XPV: 10
Composure Pool: 4 – Defender: taunt 1 foe / turn	SR 4
Physical Mental Social	Speed: 5
Brawn 3,2 Genius 2,0 Appeal 2,1	Saves 5, ACC
Dexterity 2,4 Savvy 2,0 Empathy 1,2	AP: 0
Chomp (Bite P) Piercing, Atk; Major: Roll vs Phy. on a foe in melee. Spend X Bite Crits: X impaired foes are dazed, save ends.	
Guard Strike (Stalwart P) Atk; Major, Weapon: An ally adj. to you gains +1 to defenses for one turn. Roll vs Phy. on a foe in Melee.	
Inspire Fervor (Stalwart T3) Success, Spend 2X Radiant or Stalwart Edge: Up to X allies in X squares are healed X composure.	
Valiant Inspiration (Stalwart T2) Stance, Stable; Maneuver: Whenever you dmg a foe in Melee 1, the next ally to attack that foe gets a ↑X on the roll. X is your ranks in Stalwart.	
Stalwart CC Athletics ABB, Charm AA, Customs B, Durability BB, Entertain AA, Intimidate AB, Leadership AB, Nimble AA, Precision AA, Shrewd B, Stealth BC, Trickery A, (Genius, Savvy AA); Darkvision, Weapon Bite, Scent; Languages: Canine	
Gear: Style Wolf (2pts): Technique 2H +1 Edge (Stalwart 2), Wolf Eyes (Shrewd 1), Footpads (Stealth 1), 10gp	

*** Brawn: 3, Dexterity: 1, Genius: 4, Savvy: 2, Appeal: 3, Empathy: 2; Background Druid; Skill Ranks: Athletics 1, Nature 1, Precision 2, Earth 3, Companion 3

*** Brawn: 2, Dexterity: 2, Genius: 2, Savvy: 2, Appeal: 2, Empathy: 1; Background Athlete; Skill Ranks: Athletics 1, Stealth 2, Stalwart 2

BASIC SKILLS

The 18 skills that all characters can use without training are called the basic skills: Athletics, Charm, Craft, Customs, Durability, Entertain, Intimidate, Leadership, Lore, Nature, Nimble, Perception, Precision, Shrewd, Stealth, Tactics, Trickery, and Vigilance

Basic Skill Chart

Here are all 18 basic skills and some common uses for them.

Skill	Ability Score	Typical Uses
Athletics	Brawn	Climb, lift, jump, terrain, swim
Charm	Appeal	Convince, coax, haggle, persuade
Craft	Genius	Craft, improvise, repair, salvage
Customs	Empathy	Culture, heraldry, history, language
Durability	Brawn	Fortitude, health, survival, withstand
Entertain	Appeal	Dance, distract, entice, theater, music
Intimidate	Brawn	Bully, enrage, insult, scare off
Leadership	Appeal	Console, dissuade, inspire, military
Lore	Genius	Detect & identify magic, science
Nature	Genius	Find shelter, forage, medicine, track
Nimble	Dexterity	Acrobatics, dash, dodge, escape, ride
Perception	Savvy	Listen, search, read lips, weather
Precision	Dexterity	Catch, deflect, disable, rope, toss, traps
Shrewd	Empathy	Appraise, assess, initiative, local info
Stealth	Dexterity	Blend in, hide, sleight of hand, sneak
Tactics	Savvy	Games, plans, outwit, strategy
Trickery	Empathy	Bluff, gamble, persuade, supernatural
Vigilance	Savvy	Awareness, initiative, preparedness

Each basic skill has one or more basic talent that anyone can use even without taking any ranks in it, one or more Prime talent, and one or more Tier 1+ talent.

At the Guide's option, skill rolls can be attempted for basic skill talents even if the character does not have them unlocked, but the character will have to make the attempt with two downgrades.

Helping Skill Checks

Multiple characters can help with a single task. All involved characters have the same requirements and costs as if they were doing the same action.

One character makes the main roll, while everyone helping can roll A dice equal to their skill ranks.

If the main roller is a Leader, however, they may choose instead to make the only roll, but their roll is upgraded by the skill ranks from every other character helping. If so, the others do not roll.

It is generally beneficial to have the character with the highest ability score and most powerful gear doing the main roll, as the roll is based on the roller's dice pool.

Note that the helping characters still have to be in range of whatever the target is, spend the action, have the needed tools, meet skill usage requirements, etc. Material components are spent only by the one making the roll, however (including any action point, health, or other non-time resource expenditures).

Note that in an initiative encounter situation the helpers must take their actions first and the roller takes the last action, even if the roller would have gone before them in initiative order.

Time Modifiers

Some skills are easier the more time you spend, some are harder based on how long it has been since the event in question. Here is a

handy chart for how much of a modifier to make to the roll or DT based on the time.

Mod	Total Time	Mod	Total Time	Mod	Total Time
0	Full action	11	1 day*	22	4 months
1	1 minute	12	2 days	23	7 months
2	2 minutes	13	3 days	24	15 months
3	5 minutes	14	4 days	25	2 years
4	10 minutes	15	6 days	26	4 years
5	15 minutes	16	9 days	27	7 years
6	30 minutes	17	12 days	28	12 years
7	50 minutes	18	15 days	29	20 years
8	90 minutes	19	21 days	30	35 years
9	3 hours	20	1 month	31	60 years
10	5 hours	21	2 months	32	100 years

**note that this chart assumes 8 hours of effort per day, not 24 hours per day*

Knowledge Checks

All skills have one or more types of knowledge associated with them. Unique DTs for the knowledge are listed with each skill's knowledge type, otherwise use the following chart.

Passive knowledge checks should be automatically done by the Guide, these checks represent information that you just know already, either through study or intuition. These cost no action.

Knowledge Check (Lore. Basic) – Guide Roll, Knowledge; Variable, Upgrade based on skill ranks, talents, interests, available materials, and time modifier: Roll vs DT. Success reveals relevant information. Crits can be spent to answer additional questions.

Material: Your time modifier cannot be more than three times your material modifier, but both are capped by the available material value. For example, a well-stocked library with a +5 knowledge modifier for this subject means you can use up to a +15 time modifier. If you were to only spend 30 minutes (a +6 time modifier), however, at best you could consume +2 worth of information, so your total modifier would be +8.

Skill Ranks: Knowledge checks can be used with nearly any skill that you have ranks in to learn more about subjects specifically related to that skill. Upgrade your Lore roll by your ranks in that skill and the number of Tier talents you have in the skill.

Some examples of knowledge checks by skill:

Athletics	Athletes, sports, legendary feats
Charm	Genealogy, heraldry, nobility, people
Craft	Architecture, art, materials, things that are crafted
Customs	History, legal systems, modern languages, trade
Durability	Weather survival, poisons, armor usage
Entertain	Composition, writing, performing arts
Intimidate	Motivation, sales, tax collecting
Leadership	Ethics, philosophy, rhetoric, theology
Lore	Dragons, Fae, glyphs, legends, magic, prophesy, sciences, secrets, other worlds, unnatural creatures
Nature	Natural animals and plants, climate, elements, riding
Nimble	Acrobatics, climbing, exercise
Perception	Your own memories of places, things, and people
Precision	Ciphers, codes, knots, locks
Shrewd	Current / local events, money, politics
Stealth	Camouflage, sleight of hand, underworld
Tactics	Logic, military history, wars, engineering, weaponry
Trickery	Games, fallacies, psychology, swindles
Vigilance	Military protocol, preparedness, survival

Design Note: If you are making a knowledge check about a Lore topic, you still upgrade the check by your ranks of Lore, so yes your Lore ranks are effectively being applied twice to that roll.

Otherwise it would be unfair that every other topic gets the Lore skill ranks plus the ranks of the other skill.

Interests: Upgrade your roll further by 2 if it is one of your Interests. For each additional interest past the first that is applicable, ↑1.

For example, if you have racing as a favorite activity, and snails as a favorite topic, you would get three upgrades total when researching famous snail racing champions.

If you were in a library with a +3 overall knowledge value, you could spend 1 minute and get a +1 material upgrade as well as a +1 time upgrade. If you spent 30 minutes there, that would be a +2 material upgrade and +6 time upgrade. If you spent 3 hours there, you would exhaust all material available, getting a +3 knowledge value as well as a +9 time upgrade. No time spent there could increase your roll further.

When making checks regarding Trained Skills or Power Sources, an identical Skill or Power Source can be used as the knowledge skill.

Additionally, you could use Tactics for Martial talents and rituals; Customs for Divine talents, rituals, and items as well as undead creatures; Craft for constructs and devices; Lore for Arcane talents, rituals, and items as well as magical and extraplanar creatures; Nature for Elemental talents, powers, rituals, and items as well as elemental or natural creatures; and Trickery for Supernatural talents, rituals, items, and unnatural creatures.

Identifying With Knowledge

You can use knowledge checks to identify creatures, talents, rituals, and items. This may be either knowledge regarding that target or inferred knowledge, based on knowledge of similar things. Different creature origins and power sources are identified by knowledge checks with different skills. You also can always use a skill to identify something with a keyword matching the name of the skill.

A passive check to identify a target is automatic (even a cursory glance is enough), but an active check is a major action. Depending on how well the check is made, you could learn the target's keywords, and other information as shown below.

DT	Information
3	Identify origin of a creature or power source of an item, power, talent, or ritual or a creature's species
5	Identify keywords or item's inherent bonus or a creature's species traits, or identify a power's power set
7	Identify a creature's grade, a power, talent, or ritual as it is being used, or an item's powers or rituals
9	Identify creature's best or worst ability, defense, or skill
11	Identify creature's powers, stats, or other data, identify item's creator
4	Identify a creature or item
-3	Intimately familiar (talent/ritual you have, friend or family)
-1	Passing familiarity (a power source you have talents in, a member of your community, an item created by someone you are familiar with)
+1	Target is uncommon (uncommon item or creature)
+3	Target is very rare (expensive item or an elite+ creature)
+5	Target is unique (a custom item or creature)
+1	Target is unknown for many years (per 5 years)
+2	Target is unique to an unfamiliar place (cumulative)
+4	Target is unique to an unfamiliar country (cumulative)
+8	Target is unique to an unfamiliar continent (cumulative)
+16	Target is unique to an unfamiliar world (cumulative)

Core Basic Talents

These four talents can be used by any character. To use one of these talents, the player chooses any skill from that aspect, describes what they are doing, determines the dice to be used, then rolls the skill. For example, a character can use their Athletics check for a Basic Melee attack roll. They could similarly use Perception for a Mental Assault or Shrewd for a Social Pressure.

Basic Melee (Physical. Basic) – *Attack*; Major, Weapon: Roll vs Physical on a foe in Melee.

Basic Ranged (Physical. Basic) – *Attack*; Major, Ranged Weapon, ↓X+1 dice: Roll vs Physical on a foe in X+1 range increments.

Mental Assault (Mental. Basic) – *Quip*; Major, Vocal, ↓X dice: Roll vs Mental on a foe in X range increments. (This damage is Mental.)

Social Pressure (Social. Basic) – *Quip*; Major, Vocal, ↓X dice: Roll vs Social on a foe in X range increments. (This damage is Social.)

It is important to note that Mental Assault and Social Pressure are not Attacks, and as such will not normally trigger physical reprisals unless the target feels they have no other option to defend themselves. See Attack (Keyword), page 14.

Damage Conversion

When using a skill to attack, you may choose before rolling to convert the damage to something else. Each skill has a different thing or set of things you can convert the damage to.

Athletics (Brawn)

Athletics is a general measurement of controlled and applied strength. You can use Athletics for knowledge checks (see Knowledge Checks, page 89) regarding sports and related feats of strength. Extremely athletic characters aren't stopped by obstacles.

Athletics talents can be used at any time. Downgrade your roll by 1 die for each Physical wound you have.

When you make an attack with Athletics, you can exchange damage for an immobilize with a save equal to the damage spent.

Overcome (Athletics. Basic) – *Maneuver*: Roll vs DT against any rough terrain, rough current, wind, etc. Success means you move at 2 plus excess successes to a maximum of your normal speed.

Overcome can be used to jump gaps, swim in rough current, run across rough terrain, fight against a strong wind, lift a heavy load, succeed at an athletic contest, etc. Overcoming a vertical wall of half your height is a difficulty 1, plus one for each addition of that height. So a wall twice your height is a 4, three and a half times is a 7, etc.

Overcoming Obstacles	
Vertical Wall Climb	1 per ½ of your height
Horizontal Leap	1 per ½ of your height
Vertical Leap	1 per ¼ of your height
Rope Aid Climbing	Upgrade by your Nimble ranks + Dex, treat the height as no more than 2x your own
Running Start	Upgrade the roll by your ranks in either Nimble or Athletics
Pole Vault (only with Running Start)	Upgrade by 1 per length equal to your height, max of Athletics or Nimble ranks
Lifting a Heavy Load	1 per 1/6 of your weight
Pushing a Heavy Object	1 per 1/3 of your weight, assuming the terrain is relatively smooth

Rough Terrain X(Y)

Rough Terrain is a difficult to traverse area. Ground movement in the area is reduced to 1 unless it is Overcome with an Athletics roll. The DT is as specified. Y is an optional Edge target requirement to succeed at the Athletics roll.

You cannot use Sprint or Run while standing in Rough Terrain unless you have Overcome the Rough Terrain this turn.

Movement Speed Changes

Note that when moving into Rough Terrain, a character's speed is changed. When moving, speed is considered at every square of movement. So a character with a Ground speed of 5 that uses a basic Move to go 2 squares and then one more into Rough Terrain is halted immediately. They have moved 3 squares during this move, which is not less than their temporary Ground speed of 1, so they have no more squares of movement remaining.

They could then use their Major action for additional movement, but that movement is reduced to 1 square.

Athletic Grapple (Athletics. Prime) – Attack, Stance, Grapple; Major: Roll vs Physical on a foe in Melee.

If you are already in this stance, success deals damage, otherwise start the stance. If the foe moves, you move with them.

The foe has $\downarrow X$ to attack creatures within one size category of yours, where X is your successes. If their size is not larger than you, end their stance and the foe is slowed by your size category difference.

Yes, Athletic Grapple can be used on a foe of any size. Against a much larger foe, it more of a climbing grapple.

Note that you can use an Athletic Grapple to get out of someone's Athletic Grapple if they are not larger than your size category.

Grapple Stances

Grapples that are stances end not just your character's stance but the opponent's stance, if the grapple successfully hits. Having an opponent in a Grapple does not stop them from attempting to start a stance, even if that stance is not another Grapple.

Take Down (Athletics. Tier 1) – Attack; Major, $\downarrow 1$: Roll vs Physical on a foe in Melee. Impaired targets are knocked prone.

Spend X Edge: Push impaired targets X squares.

Binding Grapple (Athletics. Tier 1) – Spend 8 Grapple Edge: The target is staggered until your next turn ends.

Well Built (Athletics. Tier 2) – Modifier; Free, Perk: Add A dice to Grapple attacks equal to your ranks in Athletics.

Feat of Athleticism (Athletics. Tier 3) – Bonus; Free, Spend X+2Y Crits: Make X immediate Maneuver Athletics actions at $\uparrow X+2Y$ and Y immediate Major Athletics actions at $\uparrow X+2Y$.

Charm (Appeal)

Charm is how much people like how you present yourself. What you wear, your voice, your general hygiene and grooming all affect this, as well as your expressions and how they reflect your inner heart and thoughts all affect how people react to you. Extremely charming characters are liked by all.

A charmer gets people to want the charmer to like them.

You can use Charm for knowledge checks (see Knowledge Checks, page 89) regarding famous people, heraldry, genealogy, and nobility.

Charm talents can be used at any time. Downgrade your roll by 1 die for each Social wound you have.

When you make an attack with Charm, you can exchange damage to modify the target's Attitude (see Changing Attitudes, page 128).

Persuasion (Charm. Basic) – Quip; Major, Vocal: Roll a Social Pressure with Charm on a target. Impaired targets are convinced of something you believe to be true.

Coax (Charm. Prime) – Suggestion, Quip; Major, Vocal, $\downarrow 2X$ dice: Roll a Social Pressure with Charm on a target. Wounded targets try to meet the request, save ends.

Charming Look (Charm. Tier 1) – Debuff; Success, The target is not hostile, Spend X Social Edge: Adjust the target's attitude by X.

Enthrall (Charm. Tier 2) – Suggestion, Quip; Major, $\downarrow 3X$ dice: Roll a Social Pressure with Charm on a target in X range increments. Impaired targets are staggered, save ends.

Charming Rogue (Charm. Tier 3) – Quip; Free, Success, Spend X Quip Crits: X Impaired or wounded targets are charmed, save ends.

Craft (Genius)

Craft is a general measurement of your creativity and its application to the real world. Crafting allows you to make useful objects using tools and raw materials. Extremely creative characters are quite inventive and can make anything.

You can use Craft for knowledge checks (see Knowledge Checks, page 89) regarding materials, art, things that have been crafted, architecture, and crafting trades.

Craft talents can be used at any time. Downgrade your roll by 1 die for each Mental wound you have.

When you make an attack with Craft, you can exchange damage for a weaken and -2 to defense with a save equal to successes spent.

When you take a skill rank in Crafting, you choose a type of material that you train to work with, such as wood, stone, metal, twine, etc.

To craft, you need appropriate materials of a value equal to one fifth of the value of the completed item. Half of the materials will be consumed on a successful check. This means if you want to create multiple items that use similar materials, you could save a lot of materials. The first item you need the full 1/5th of the value. Each subsequent item you only need 1/10th of the value in additional materials, as you already have 1/10th remaining from the previous item you crafted.

Whenever you fail a crafting check by more than your skill ranks in Craft, some of the materials are ruined and wasted. One fifth of the materials are wasted per point you failed the check by, minus your ranks in craft. Since C dice never fail, if your C dice and skill ranks added together equal the target DT, you cannot waste any material.

If you do not have the proper tools, you cannot craft anything of 1sp value or greater (even piecemeal). Some tools are higher quality than others. Tools cost one tenth of items from the maximum DT they are able to craft. Tools last for a number of failures equal to the maximum check they are able to be used for. Tool kits can be upgraded by paying for tools equal to the difference. Don't forget, tools can also be crafted!

So tools needed to craft a value 2 arcane focus, a 80gp item (at DT of 9) would cost 8gp. Alternately a crafter could craft the tools, a 6 DT. That requires 8sp of tools, which could be crafted from 8cp of

material, at a DT of 4. The 8cp tools to make those could be crafted from scraps worth less than 1cp at a DT of 2.

In all, you would need 16gp of material for the item, 16cp materials for the best set of tools, 16cp for the tools made to use those, and less than 2cp for the tools made to make those. Since you would have leftover materials from previous tool crafting, you only actually need a total of 16gp, 8sp, and 9cp materials to craft the tools and the item itself.

To craft the first base tools, it takes slightly less than 1cp in material. Because the tool value you are making is less than 1sp, no tools are needed, but you will need to take 2 minutes and successfully roll a DT of 2.

After crafting the base tools, you have a bit more than 16gp, 8sp, and 8cp in material left. Crafting the next set of tools is a DT of 4 and will take 10 more minutes, using up 8cp in material, leaving you with 16gp, 8sp, and a bit of scrap.

You need 30 minutes and a successful DT of 6 check to craft the final set of tools with those, leaving you with 16gp of material to make the item with. Crafting the final item will be a DT of 9 and take 3 hour:

In the end, you'd have taken 3 hours and 42 minutes to craft an 80gp value item, and 8gp, 8sp, 8cp value in tools that can be used to craft arcane focus items, and 8gp in materials remaining.

A passive craft item check takes one tenth the time.

Check	Item Value	Crafting Time
0	Less than 1/3cp	1 round
1	1/3cp to 4cp	1 minute
2	5 – 9cp	2 minutes
3	1 – 4sp	5 minutes
4	5 – 9sp	10 minutes
5	1 – 3gp	15 minutes
6	4 – 9gp	30 minutes
7	10 – 19gp	50 minutes
8	20 – 39gp	90 minutes
9	40 – 89gp	3 hours
10	90 – 199gp	5 hours
11	200 – 399gp	1 day*
12	400 – 899gp	2 days
13	900 – 1999gp	3 days
14	2000 – 3999gp	4 days
15	4000 – 8999gp	6 days
16	9000 – 19,999gp	9 days
17	20,000 – 39,999gp	12 days
18	40,000 – 89,999gp	15 days
19	90,000 – 199,999gp	21 days
20	200,000 – 399,999gp	1 month
21	400,000 – 899,999gp	2 months
22	900,000 – 1,999,999gp	4 months
23	2,000,000 – 3,999,999gp	7 months
24	4,000,000 – 8,999,999gp	15 months
25	9,000,000 – 19,999,999gp	2 years

Check	Item Value	Crafting Time
26	20,000,000 – 39,999,999gp	4 years

*note that this chart assumes 8 hour workdays, not 24 hours of work per day

Those Checks are SO HIGH! How?

Crafters often make one or more simple practice pieces before starting a large project. Make some easy checks, try and get a bunch of Edge so you can apply that to a tougher project. You could even make these checks just be for tools needed such as in the above example. It is likely the crafter made that roll of 2 to make the first item with plenty of Edge to apply as upgrades to the next roll.

Don't forget you can always work together with other artisans in order to increase your upgrades (see Helping Skill Checks, page 89). This is another good place for 0 rank crafting gear (see 0-Value Gear?, page 103), as the roll would be based on only the gear used by the one doing the actual roll.

Remember, while you might be able to craft something worth millions in gold... who will be able or willing to buy it from you? If you are not in a place where the social ranks are high enough, you won't be able to sell it. Worse yet, you might find it stolen from you very quickly. And don't forget, if you cannot sell it for more than the cost of your raw materials, you have not made a profit.

Divided Crafting (Crafting)

A crafter who wants to make an expensive item can attempt to create it more slowly to reduce the difficulty, the quality of tools required, and chance for catastrophic failure. Instead of tackling the object as one roll, the crafter can make rolls against portions of the value of the item. Failure that damages materials here only damages material from the portion currently being worked on.

For instance, that final crafting check for the arcane focus in the previous example is a DT of 9 for an 80gp item. With only a single upgrade from using the Focus basic talent, that's a tall order even for an ABCC base roll.

Instead, the crafter would craft the item at 9gp worth at a time, so the check is only 6, but must be made 9 times.

This means the project takes 4 and a half hours at best (30 minutes x 9) instead of the 3 it would take a more skilled crafter who just did the normal check of 9. It takes longer to complete the project, but it is far less likely to waste materials due to failure, risking less than 1gp in material value per roll.

Note that with 3 ranks in Crafting (as an ABCC implies), if each roll uses at least 3 C dice (by using the Focus talent to change that B to a C), you are guaranteed to never waste materials because you cannot roll lower than a 3.

Breaking up items into multiple checks can only be done where it makes sense. A blacksmith may craft a suit of armor in pieces, many workers can build a massive monument of stone one block at a time, but a glassblower cannot blow an exquisite single piece hand blown glass ornament in pieces.

Elemental Crafting (Crafting)

Those with the ability to mold and shape the elements can make excellent crafters.

Characters with elemental talents and rituals can use crafting to create objects from raw materials appropriate to their element, using no tools but their own raw magic. You use B dice equal to your ranks in Crafting as your dice pool and upgrade your roll by the number of rituals you have in the appropriate element. A crafter using this method can salvage 50% of raw materials that are otherwise ruined and wasted on a failure.

Element	Materials
Air	Stone (at a -4 penalty), Cloth, Paper, Ice
Earth	Crystal (at a -2 penalty), Stone, Glass, Wood
Fire	Metal (at a -2 penalty), Wax, Wood (charred)
Spirit	Food (at a -2 penalty), Wood, Leather
Water	Stone (at a -2 penalty), Metal (at a -4 penalty), Ice

Handy (Craft. Basic) – Variable action based on value, Spend material: Roll vs target gear value to create an improvised item with success durability. It is obviously slapdash.

A device has durability equal to your successes. When used, the user makes a Craft roll against the DT of creating the item. Each use, the item loses 1 durability. Success means the item works fine. Failure means the item does not work. If the Craft roll is failed, the item loses additional durability equal to the amount failed by. If the item has less than 0 durability, it is destroyed.

Handy can be used to investigate the quality of an item, its durability, and so forth.

Crafting (Craft. Prime) – Variable action based on gear value (*see Gear, page 100*), Spend appropriate materials of your target value: Roll vs target gear value. If you succeed, you create a quality item. If you fail, the materials are ruined.

Perk: You may now make Handy checks in 2 time ranks lower with ½ the material cost.

Exceptional Crafter (Craft. Tier 1) – Perk: When you exceed the target crafting roll for an item, increase the value of the item by 10% per success due to your exceptional artisanship.

For each 5 that you exceed the roll by, choose one: the weight is halved, you gain ↑1 using it. You can choose each more than once.

Intuitive Crafter (Craft. Tier 1) – Perk: You may craft using materials you have not trained in crafting, with four downgrades.

Device Crafter (Craft. Tier 2) – Perk: You may use Handy to create limited use devices that use trained talents you have.

You must have Craft ranks equal to the specified values here to be able to craft these items, as well as ranks in the skill from which talent you are crafting. You may attempted to craft devices with talents you don't have, but the DT increases by the talent's tier.

Durability for devices works the same as any other devices created with Handy.

The cost listed here are the material costs for crafting the device. Devices that mimic non-Martial powers will require a charged Power Stone as at least one quarter of the cost of materials.

It is possible to craft devices that cast Rituals. The Ritual component costs must be built into the device multiplied by each activation, however. If the device runs out of components before running out of durability, it simply doesn't activate, but it will still spend durability each time it is attempted to be activated.

The following listed DTs and costs are after factoring in the Craft discounts for Handy checks.

Device Action	DT	Cost	Time to Craft	Ranks
Free Action	1	5gp	2 rounds	1
Maneuver Action	2	12gp	5 rounds	2
Major Action	4	35gp	1 minute	3
Full Action	5	65gp	2 minutes	4
Free x2 or x3	3	25gp	1 minute	2
Maneuver x2 or x3	6	60gp	2 minutes	3
Major x2 or x3	7	70gp	4 minutes	4
Full x2	8	130gp	8 minutes	5

Magic Crafter (Craft. Tier 2) – Perk: You may craft magical items.

Artistic Inspiration (Craft. Tier 3) – Free, Spend X Crits: Your next Craft check today gets ↑X, or ↑2X if it is in the next hour, or ↑3X if it begins this minute.

Artistic Inspiration is very useful for when you are psyching yourself up for a big project by doing easy ones. However, if you want to get the most out of it, you will have to stop your easy project so you can start the new one within the minute. The materials for the easy project will then not be used.

Note that Artistic Inspiration can come from crits resulting from any skill roll. It does not have to come from a Craft check.

Improvisational Crafter (Craft. Tier 3) – Perk: You may choose to make Handy checks in 2+X time ranks lower at 1/X the material cost, but the difficulty increases by 2X. X cannot be more than your ranks in Craft.

Set Trap (Craft. Tier 3) – Perk: You can set devices to activate in a prescribed manner when set off by a trigger mechanism.

Setting a trap takes as long as crafting it does. The base difficulty is 5 plus modifiers as listed below. You must choose a target square for a single target talents, or a target area for an area of effect talent. If you succeed, the device will activate as prescribed based on the triggers you set up. If you fail, the device is destroyed.

Whenever you fail this check enough to take damage, you not only destroy the device, but its talent is activated on you.

The base DT to disarm or detect the trap is 1 plus the amount you succeed this check by.

When setting your trap, you may instead choose to have the trap easier to detect, disarm, or remove (choose only one of the three) by the amount you passed the check buy.

DT Mod	Trap Type
+0	Basic Trip Wire or Remote Activation*
+2	Pressure Sensitive, choose a weight range†
+X**	Line of Sight, Heat, or Sound activated (choose one)†
+0	Manually Reset
+4	Automatic Reset after X time (1 round minimum)
+2	Secret method to disable without destroying the trap

* remotely triggering a trap takes as long as the triggered talent to activate

** the detector has a +X passive perception against the target's stealth. The more points allocated here, the better detection it will have.

† the DT to disarm or detect the trap is increased by this value as well

Inventor (Craft. Tier 4) – Perk: Cut your Craft times in half.

Customs (Empathy)

Customs is a general measurement of your knowledge of the way society works in other regions and social classes. Extremely cultured characters are comfortable in any social situation.

You can also use Customs for Knowledge Checks (see page 89) regarding history, culture, legal systems, trade, and languages.

Customs talents can be used at any time. Downgrade your roll by 1 die for each Social wound you have.

When you make an attack with Customs, you can exchange damage to modify a target's attitude towards you. (See Changing Attitudes, page 128)

Linguistics (Customs. Basic) – *Quip, Guide Roll*; Maneuver: Use this to communicate with creatures that do not share a language with you. If the target is actively trying to understand, add their roll to yours.

The base difficulty is (3,0) to get a general sentiment but no actual meaning (they are asking a question, greeting you, trying to scare you off, etc). With a (4,1) or better, take the higher of the excess successes and Edge, that is the number of simple words the communicator can try to convey. The Guide secretly rolls A dice equal to the lower value. Success is how many of those words are actually understood (the words are chosen by the Guide).

Total Failure means the listener tragically misunderstands the other in some way.

Customary Gesture (Customs. Prime) – Major: Customs vs a DT representing the severity of the disagreement. Success prevents immediate rash action. Each additional success downgrades the DT of the disagreement.

Failure upgrades the DT of the disagreement by the amount you failed by, minus your ranks in Customs.

Linguist (Customs. Tier 1) – Perk: Learn two simple languages or one complex language. You can take this talent multiple times, each time learning new languages.

Some simple languages include: Common, Demonic, Divine, Dweorn, Elemental, Giant, Goblin, and most animal languages (such as Amphibian, Avian, Bear, Cat, Canine, Fish, Insect, Pig, Reptile, Rodent, and Spider).

Complex languages include: Cephalopod, Dragon, Lyven, Eumykin, Gnomish, and Plant.

Seasoned Traveler (Customs. Tier 1) – Perk: Add A dice to Linguistics checks equal to your ranks in Customs.

Well Mannered (Customs. Tier 2) – Perk, You are targeting someone of your own background or someone of the Common Accord: Add A dice to Customs rolls equal to your ranks in Customs.

Customary Kindness (Customs. Tier 3) – *Quip*; Maneuver, Spend X non-Attack Crits: For the next X minutes, each of the next X actions a target of the roll makes, if they are not with your best interest at heart, they take your ranks in Customs damage to social.

Durability (Brawn)

Durability is a measurement of your ability to forge onward in dire circumstances. Extremely durable characters simply shrug off things that would hinder others.

You can also use Durability for Knowledge Checks (see page 89) regarding surviving inclement weather, poison, wearing armor, injuries, and so forth.

Durability talents can be used at any time. Downgrade your roll by 1 die for each Physical wound you have.

When you make an attack with Durability, you can exchange damage for an equal number of squares of push.

Fortitude (Durability. Basic) – Quick: Fortitude is used to overcome harsh environmental conditions, poisons, or diseases; perform long term strenuous activity, or hold your concentration.

Sustain and Repeat actions require concentration checks if you are damaged. The DT for holding your concentration is 1 + the number of wounds you have. If you have taken no damage (no wounds or composure damage), you do not need to make concentration checks.

Durable Guard (Durability. Prime) – Quick, You would be pushed, pulled, slid, or knocked prone by an attack: Roll against their attack result. Success means you aren't knocked down or moved. You still take the attack's damage.

Overwhelm (Durability. Tier 1) – *Attack*; Major, ↓1 die: Roll vs Physical on a foe in Melee. X Successes can be spent to push the target X squares. Affected foes cannot use Quick Strikes until your next turn ends.

Thick Skin (Durability. Tier 2) – Quick, ↓3 dice: Roll vs X,X where X is the physical wounds you just received, success means halving the damage, to a minimum of one damage.

Durable Stance (Durability. Tier 3) – *Stance*; Spend X Crits: You gain a +X bonus to your physical Soak (this will stack with your highest Soak value). You are slowed X.

This stance costs no action, instead it costs crits.

Entertain (Appeal)

Entertain is how much people like what you do. The Entertain skill comprises multiple forms of performance such as theater, music, and dance and your skill ranks determine how much people like the way you do these things. Extremely entertaining characters are a pleasure to be around.

An entertainer gets people to want to pay attention to the entertainer.


You can also use Entertain for Knowledge Checks (see page 89) regarding theatre and other forms of performance, as well as famous performers.

Entertain talents can be used at any time. Downgrade your roll by 1 die for each Social wound you have.

When you make an attack with Entertain, you can exchange damage to reduce the target's social defenses for one turn.

Distract (Entertain. Basic) – Major, ↓3X dice: Roll vs Social against targets that can see you in X range increments. Success against a target reduces all defenses.

Entertaining Performance (Entertain. Prime) – Spend X+3 Social Edge: Impaired targets are weakened, save ends, and pulled X.



Amuse (Entertain. Tier 1) – Major: Roll vs a DT representing the target's attitude towards the active character. Success raises the target's opinion of the character by that much. Failure reduces by that much.

Entertaining Stance (Entertain. Tier 3) – *Stance, Quip, Sustain*; Free, Spend X Crits: Targets in X range increments must save each round vs your ranks in Entertain + X or have their attitude towards you adjusted upward one step, to a maximum of your ranks in Entertain.

Intimidate (Brawn)

Intimidate talents can be used at any time. Downgrade your roll by 1 die for each Physical wound you have. Extremely intimidating characters are hard to read and seem self-assured in every situation.

You can also use Intimidate for Knowledge Checks (see page 89) regarding motivating people, sales techniques, and collecting taxes.

When you make an attack with Intimidate, you can exchange damage for a Fear effect with a save target equal to the damage spent.

Scare Off (Intimidate. Basic) – *Fear*; Major, $\downarrow 3X$ dice: Roll vs Mental on a foe in X range increments. If you succeed, the target must either flee or cower, save ends.

Intimidating Shout (Intimidate. Prime) – *Fear, Quip*; Major, Vocal, $\downarrow X$ dice: Roll vs Mental on a foe in X range increments. Success lowers the target's defenses by that much. Failure gives the target that many upgrades next roll.

Bully (Intimidate. Tier 1) – *Fear, Quip*; Major, Vocal, $\downarrow 2X$ dice: Roll vs Mental on a foe in X range increments. Success: your target tries to meet your request, save ends.

Intimidating Triumph (Intimidate. Tier 3) – *Fear*; Free, Success, Spend X Crits: Roll Scare Off vs up to X targets in X range increments.

Leadership (Appeal)

Leadership is how much people like what you represent. Leadership is how well you inspire others to greater feats than they ordinarily could accomplish. True leaders inspire everyone they meet.

A leader gets people to want to be a part of something.

You can also use Leadership for Knowledge Checks (see page 89) regarding ethics, philosophy, rhetoric, and theology.

Leadership talents can be used at any time. Downgrade your roll by 1 die for each Social wound you have.

When you make an attack with Leadership, you can exchange damage to give allies in the area of effect and allies adjacent to you for half that many die upgrades next roll.

Lead by Example (Leadership. Basic) – *Quip*; Free or Quick: Roll vs the DT of an action you just succeeded at. Upgrade the next roll an ally makes on the same action by your success.

Console (Leadership. Prime) – *Healing*; Major, $\downarrow X$ dice: Roll vs 2 + the wounds in a mental or social aspect of a target in X range increments. Success heals composure in that aspect.

Healing someone mentally is a great way to get them thinking rationally. Healing them socially is a great way to calm down anger. Either way, if you are using Console to help someone who is not currently an ally, the DT is the greater of either their aspect defense

(Mental or Social depending on what your goal is) or 2 + their total wounds in all aspects.

Leader's Bolster (Leadership. Tier 1) – *Quip*; Maneuver, $\downarrow X$ dice: Roll vs the DT of the target task. Success gives that much Edge to each ally in X range increments the next time they attempt the target task.

Dissuade (Leadership. Tier 1) – *Suggestion, Quip*; Major, $\downarrow 2$ dice: Roll vs Social on a foe in 1 range increment. Success: your target is convinced the action you describe is a bad idea, save ends.

Leader's Inspiration (Leadership. Tier 3) – *Bonus, Healing*; Free, Success, Spend X Crits: Choose up to X allies you can see in X range increments. Each can choose to either heal up to X physical damage or make an immediate save.

Lore (Genius)

Lore is your general knowledge of mystical, unnatural, scientific, and arcane things, as well as your character's interests. Extremely studious characters are at home in a library.

As a knowledge skill, you can use it to determine the kind of dragon you are facing, what legends there are regarding a particular mountain, what kind of magic might be used to turn a lake invisible, where one might find demons, what sort of weaknesses a cyclops has, and so forth.

Lore talents can be used at any time. Downgrade your roll by 1 die for each Mental wound you have.

When you make an attack with Lore, you can exchange 2 damage to gain leverage until your next turn ends or slide 1.

Knowledge Check (Lore. Basic) – *Guide Roll, Knowledge*; Variable, Upgrade based on skill ranks, talents, interests, available materials, and time modifier: Roll vs DT. Success reveals relevant information. Crits can be spent to answer additional questions.

See Knowledge Checks, page 89, for more information.

Detect Magic (Lore. Prime) – *Knowledge*; Major, Choose a target object, creature, or area: Roll vs the grade of the magic (*or original caster, if any*). Success reveals if the target is magic, and a number of tags equal to successes. Crits can be spent to answer questions about the magic itself.

Identify Magic (Lore. Tier 1) – *Knowledge*; Perk: Before you roll Detect Magic, you can spend an action point. Success reveals what type the magic is, and additional info equal to successes.

Nature (Genius)

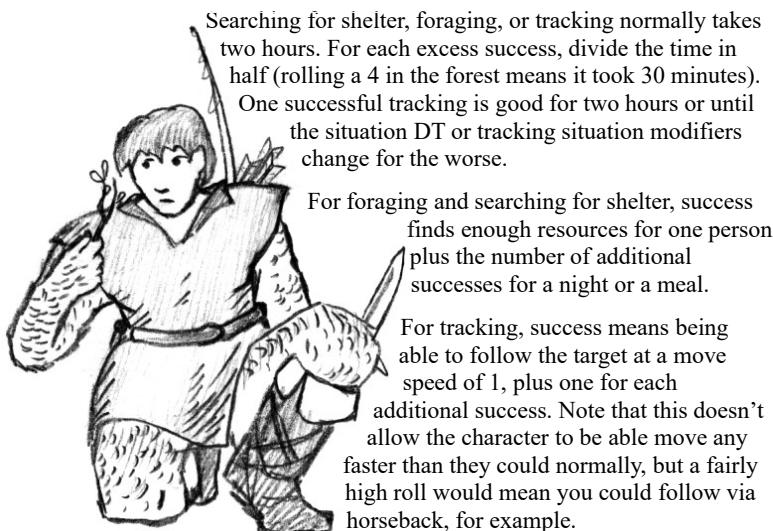
Nature is a general measurement of your knowledge of the elements, untamed wilderness, and the natural state of living things. Extremely naturalist characters are at home away from civilization.

As a knowledge skill, you can use it to predict weather, know what kinds of animals live in an area, best understand how to put out a fire, know where to shelter in a hurricane, where there are more likely to be caves, whether water is safe to drink, and so forth.

Nature talents can be used at any time. Downgrade your roll by 1 die for each Mental wound you have.

When you make an attack with Nature, you can exchange damage for a Slow X, save ends.

Survival (Nature. Basic) – Variable: Roll to shelter, forage, or track.



DT	Situation
2	Rainforest, grasslands
3	Underground, temperate forest
4	Rocky hills or mountain, peat bog
5	Sandy desert, tundra
6	Clay desert (4 for foraging)
7	Ice lands
8	Salt Flats
9	Flooded swamp (4 for foraging)
10	Open water (5 for foraging), cloud level flight
+1	Inclement weather or little to no visible life
-1	Snow, less than 1 foot
-2	Snow, 1 foot or more

A target intentionally attempting to conceal tracks will move at half speed, but make stealth checks every two hours, or whenever the normal DT to track them would change for the better. The DT to track the target is the high DT of their check and the situation DT.

A character in Alert Stance will passively stealth even moving at full speed. It otherwise works as specified above. Note that Run is a stance, so will cancel Alert Stance and the passive stealth check.

Mod	Tracking Situation Modifiers
-1	Tracked target is wounded
-1	2 members in tracked party
-2	3 to 4 members in tracked party
-3	5 to 8 members in tracked party
-4	9 to 16 members in tracked party
-5	17 to 32 members in tracked party
+1	Each day of calm weather since targets left
+2	Per hour of inclement weather since targets left
-1	Each size category greater than you of largest tracked creature
+1	Each size category smaller than you of largest tracked creature

Natural Remedy (Nature. Prime) – *Healing*; Major: Roll vs 2 + Physical wounds of a target in Melee. Success heals Physical composure.

As with other healing, either you or the target can spend an action point to convert the healing to wound healing.

Combine Herbs (Nature. Tier 1) – Crafting antidotes / poisons / potions. Use the Craft mechanic but use your Nature skill.

Nimble (Dexterity)

Nimble is a general measurement of your surefootedness, and ability to react to changes in the physical environment on a larger scale. Extremely nimble characters are exceedingly graceful.

You can also use Nimble for Knowledge Checks (see page 89) regarding climbing, exercise, and acrobatics.

Nimble talents can be used at any time. Downgrade your roll by 1 die for each Physical wound you have.

When you make an attack with Nimble, you can exchange 2X damage to shift X squares.

Adroit Movement (Nimble. Basic) – *Movement*; Maneuver: Roll vs DT when you need to balance or squeeze through narrow spaces.

Success means being limited to a speed of 1 plus your successes. Total Failure means damage as you fall or get stuck in place with a Nimble escape DT equal to the amount you failed by (see Total Failure, page 5).

Narrow Spaces / Narrow Ledges (narrowest part)	
Width about one half your height	DT 0
Width about one quarter your height	DT 2
Width about one sixth your height	DT 4
Width about one eighth your height	DT 6
Each +1 to the denominator	DT +1

Modifiers For Ledges	
Against a Wall => one eighth height	DT -2
Against a Wall < one eighth height	DT +2
Swaying like a rope or chain	DT +1 to +4
With Rope	+2 die upgrades

Success only lifts the maximum speed cap created by the obstacle, it does not allow you to move faster than you are otherwise capable of moving. So if you roll a 12 vs a DT of 2, it doesn't mean your move speed is suddenly 10.

Adroit Movement can be used in place of Overcome Obstacle when rope or other climbing aids are involved.

Nimble Escape (Nimble. Prime) – Maneuver, Downgrade a die for each limb that is bound and each grappler holding you. Nimble vs DT of bindings or grapple, success means that particular binding or grappler is overcome.

Nimble Escape can also be used to move at full speed away from a melee engagement. The DT is equal to the number of foes you are engaged with plus the highest grade among them. If you succeed, you may move at full speed from the group without provoking Quick Strikes. If you fail, you provoke a Quick Strike from each, upgraded by the number of foes you were trying to escape.

Flip Stand (Nimble. Tier 1) – Maneuver; Roll vs Vigilance. Success means you may stand without the target foe getting a Quick Strike on you. Failure means the foe's Quick Strike gets ↑2.

Dash past, leap over, slide under, or otherwise evade through your foes.

Nimble Shift (Nimble. Tier 1) – *Movement*; Maneuver Action; Nimble vs Vigilance against each adjacent foe. If you succeed, you may shift a number of squares equal to your success + 1.
If you fail, choose one: you fall prone or the targets you failed against get to use a quick action against you.

You twist your body just in time for the blow to miss the mark.

Dodge (Nimble. Tier 2) – *Bonus*; Quick, A non-Area attack would hit you by only X or fewer successes, where X is your ranks in Nimble: Roll vs the attack roll plus the attacker's grade. Success means you avoid the attack entirely. Failure means you are dazed until your next turn ends.

Perception (Savvy)

Perception is a general measurement of your sensory acuity. One general application of Perception would be noticing something by touch, taste, or smell, or even a special senses like the various Elemental senses. Extremely perceptive folks never miss a thing.

You can also use Perception for Knowledge Checks (see page 89) regarding remembering specifics from your own memories.

Perception talents can be used at any time. Downgrade your roll by 1 die for each Mental wound you have.

When you make an attack with Perception, you can exchange 2 damage to gain leverage or reduce the opponent's defenses by 1 until your next turn ends.

Sense (Perception. Basic) – *Guide Roll*; Free: Roll vs Stealth. See Stealth for more details.

Perceptive Search (Perception. Prime) – Variable (*see Time Modifiers, page 89*): Roll vs Stealth plus time against targets that are not currently visible via Sense, but were in the area within that time range. Success means you spot a clue for each success, starting with the most recent targets, at least one clue per creature.

Clues could be anything from footprints to track, blood where there was a fight, or just papers that were moved about.

Read Lips (Perception. Tier 1) – *Guide Roll*; Maneuver: Use this skill to read the lips of a creature you see but cannot hear, or a creature that is mouthing words silently. If the target is trying to help you understand, add their roll to yours. If the target is trying to keep you from understanding, add their roll to the DT.

The base difficulty is (3,0) to get a general sentiment but no actual meaning (they are asking a question, making a greeting, etc). With a (4,1) or better, take the lower of the excess successes and Edge, that is the number of simple words the reader understands (chosen by the Guide).

If the target is trying to help, the higher value is how many words they can try to convey.

Total Failure means the reader tragically misunderstands the speaker, possibly getting the opposite meaning.

Precision (Dexterity)

Precision is a general measurement of your manual dexterity and fine motor skills. Extremely precise characters have very quick reactions.

You can also use Precision for Knowledge Checks (see page 89) regarding codes, knots, locks, ciphers, and other complex things.

Precision talents can be used at any time. Downgrade your roll by 1 die for each Physical wound you have.

When you make an attack with Precision, you can exchange 2 damage for a daze, save ends, or 4 damage for a stagger, save ends.

Catch / Throw (Precision. Basic) – Maneuver; This cooperative check is your Roll and the thrower's Roll vs the Range Increment. Both checks must succeed.

Precise Bindings (Precision. Prime) – Major: Roll vs knot difficulty or Opposed Roll vs Nimble on a foe in Melee.

Deflection (Precision. Tier 1) – Quick, A ranged Weapon is thrown or fired at you; Roll vs the initial attack roll. If you succeed, you deflect the item and take no damage from that attack. If you fail, you take one additional damage.

If you roll a number of crits equal to or greater than the damage that would have been dealt, you may catch the weapon instead of deflecting it.

Disable Device (Precision. Tier 1) – Variable (*see Time Modifiers, page 89*): Roll vs DT of target lock, trap, or other device. Success opens or disables it.

Lift (Precision. Tier 1) – Maneuver: Roll vs Social + target object size value on a target creature in Melee range. Success means you pull something out of a pocket or bag on that person.

If you knew what was in that pocket or bag, you can retrieve that exact item.

Shrewd (Empathy)

Shrewd is a general measurement of your knowledge of the way society works in the middle to lower classes, as well as your ability to pick up on local and current events. Extremely shrewd characters catch on quick.

You can also use Shrewd for Knowledge Checks (see page 89) regarding current events, money, politics, and other mechanics of social interaction.

Shrewd talents can be used at any time. Downgrade your roll by 1 die for each Social wound you have.

When you make an attack with Shrewd, you can exchange 2 damage to gain leverage or reduce the opponent's defenses by 1 until your next turn ends.

Blend In (Shrewd. Basic) – *Guide Roll*; Major: Roll vs Vigilance. Success means you escape notice in a busy area.

Shrewd Hagggle (Shrewd. Prime) – *Quip, Guide Roll*; Major, You are attempting to buy or sell an item: Roll vs Shrewd. Multiply the value by the target's successes plus 1, then divide that value by your successes plus 1. That's the final price.

If the total value is less than 5 gold, round to the nearest silver. If it is less than 5 silver, instead round to the nearest copper.

Note that without ranks in Shrewd, characters have to basically accept the base price of items. The haggling roll won't happen unless a character initiates it. Though if players annoy the merchant, the merchant might haggle with them just to mess with them.

Read Body Language (Shrewd. Tier 1) – *Guide Roll*; Maneuver: Roll vs Trickery. Success: you have a general sense of whether or not the target is telling the truth. Additional successes reveal more about the target's motives.

Lockstep (Shrewd. Tier 2) – Quick, An adjacent character shifts away from you: Roll vs Tactics opposed roll. Success means you may shift that many squares towards the character.

Exploit Weakness (Shrewd. Tier 2) – *Quip*; Attack, Vocal: Roll vs Mental on a foe in X range increments. Success deals Mental damage. You may spend X crits. The next time that creature deals damage to you or your allies, that creature takes X damage and targets of the attack gain Soak X.

Stealth (Dexterity)

Stealth talents can be used at any time. Downgrade your roll by 1 die for each Physical wound you have. Extremely stealthy characters are never noticed unless they want to be.

You can also use Stealth for Knowledge Checks (see page 89) regarding sleight of hand, camouflage, illicit activities, and illicit or secret societies in general.

Upgrade a die for each sense the target normally has but cannot use when rolling a stealth check against that target.

When you make an attack with Stealth, you can exchange 2 damage to downgrade the target's attacks against you by ↓1, save ends.

Hide (Stealth. Basic) – *Stance, Guide Roll*; Free or Quick: Roll vs Perception on an unaware target. On success, they don't notice you.

Stealthy Maneuver (Stealth. Prime) – *Guide Roll*; Maneuver: Roll vs Perception of targets that may potentially see you. If you succeed, the target does not notice you.

Downgrade the target's defense for each range increment they are from you. You cannot use this talent if the target is aware of you.

Sneak Attack (Stealth. Tier 1) – Perk: If the target does not notice you before your attack, upgrade your attack by 3 dice.

Stealth in Plain Sight (Stealth. Tier 3) – Perk: You may attempt Hide or Stealthy Maneuver on a target that already sees you, but at five downgrades.

Tactics (Savvy)

Tactics is your ability to plan ahead, assess situations, and your knowledge of military style strategy. You can use tactics to plan a massive battle, or to play a game of chess. Extremely tactical characters are who you look to for a plan.

You can also use Tactics for Knowledge Checks (see page 89) regarding current logic, military history, wars, weaponry, and engineering.

Tactics talents can be used at any time. Downgrade your roll by 1 die for each Mental wound you have.

When you make an attack with Tactics, you can exchange 2X damage to slide the target X squares.

I Have A Plan (Tactics. Basic) – *Planning*; Spend X minutes outlining a plan to any number of characters.

You may choose to attempt a contingency reroll of a roll that any of those characters make while following your plan (even if you cannot see them). You get X contingency rolls, and the check to see if you succeed at a contingency roll is a DT of X.

If you succeed, you can reroll that character's check using the same dice and choose which roll to keep.

If you roll 0 successes or fail by your ranks in Tactics or more, the roll you were trying to reroll and all subsequent rolls you attempt until your next turn ends are treated as 0,0.

Tactical Trap (Tactics. Prime) – *Suggestion, Quip*: Major, ↓2X dice: Roll vs Mental on a foe in X range increments. Success: your target does the foolish thing you intended them to, save ends.

Outmaneuver (Tactics. Tier 1) – Quick, An opponent moves next to you: Roll vs Nimble opposed roll. Success means you may shift that many squares away from that foe.

Capitalize (Tactics. Tier 2) – Free, An adjacent foe missed you or an adjacent ally: An ally that you can see may make an immediate Major action.

Tactical Brilliance (Tactics. Tier 3) – Free, Spend X Crits: Choose X allies that you can see. They may each make an immediate standard action with X downgrades.

Trickery (Empathy)

Trickery is a general measurement of your ability to deceive others. Extremely tricky characters seem however they want to seem.

You can also use Trickery for Knowledge Checks (see page 89) regarding fallacies, psychology, swindles, and games.

Trickery talents can be used at any time. Downgrade your roll by 1 die for each Social wound you have.

When you make an attack with Trickery, you can exchange 2X damage to slide the target X squares.

Bluff (Trickery. Basic) – *Quip*; Major, Vocal: Roll a Social Pressure with Trickery on a target. Impaired targets are convinced of something you believe to be false.

This can be used to convince a target that you have similar interests. In this case, the roll is Trickery vs the interest's Aspect + ranks in that interest. You must make this roll each time you need to convince the target you share that interest.

Play a game? Look, a child could win at this game. Put some coin in...

Tricky Gambler (Trickery. Prime) – One Hour, Wager some coin: Opposed Roll vs the Trickery rolls of other players. The winner wins their original wager back plus 10% per success of the remaining wagers from the other players.

Only one of the players needs to have ranks in trickery to run the game. More players means a larger stake!

Disguise (Trickery. Tier 1) – ↓X dice, one each for being a different species, subtype, type, background, or origin. Trickery vs Perception. Success means you blend in perfectly.

Sleight of Hand (Trickery. Tier 1) – Free: Roll vs Mental for each creature in your line of sight. Success means your immediately previous action goes totally unnoticed. Failure means the target notices you tried to be stealthy with your action.

Vigilance (Savvy)

Vigilance is a general measurement of your preparedness. Extremely vigilant characters have contingencies for every situation.

You can also use Vigilance for Knowledge Checks (see page 89) regarding protocols, preparedness, and survival in general.

Vigilance talents can be used at any time. Downgrade your roll by 1 die for each Mental wound you have.

When you make an attack with Vigilance, you can exchange 2 damage to downgrade the foe's attacks against you by ↓1, save ends.

Preparedness (Vigilance. Basic) – *Check*; Quick: Roll vs DT to determine if your character remembered to do something important earlier (*such as Did I Bring the Thing?*, see page 105).

Vigilant Assessment (Vigilance. Prime) – *Knowledge*; Quick: Roll vs DT to determine the threat level of foes or the DT of a task.

Gut Feeling (Vigilance. Tier 1) – Perk: The first time each day you passively fail a Perception or Vigilance check, you still have a feeling there is something you missed. You must spend an action point to reroll that check.

Vigilant Sleeper (Vigilance. Tier 2) – Perk: You roll Sense (*Perception*) checks even while asleep. Downgrade your dice for these rolls by 7 minus your ranks in Vigilance, minimum of 0. Success means you are awake and roll initiative.

ITEMS: GEAR & EQUIPMENT

Adventurers need items. Items come in four types: Gear, Equipment, Magical Consumables, and Magical Items. Weapons and Armor are usually gear. Things like rope and fishing hooks are equipment. Magical Consumables are things like potions. Magical Items are special Gear items with additional abilities. More on them in Magic Items, page 145.

Gear is your character's signature items. The stuff that might even be totally unique to your character. Gear gives a bonus to all checks with a specific basic or trained skill. If the gear is the highest value of your gear for this ability score, it also affects your defense for that ability score. Gear is something you need to pick out when you create a character. It is upgradable and can be improved as your character advances.

Equipment is more narrow in use, and generally more common. Things like rope, candles, string. This stuff is replaceable, though it may vary in quality (hemp rope vs silk rope, etc). Generally equipment is just the kind of stuff any adventurer might carry. While on the adventure, you can use your Vigilance skill to have remembered to bring the rope and pitons that of *course* you would need when exploring a cave (see Did I Bring the Thing?, page 105), even if you didn't write it down earlier.

Gear

Starting characters get 8 wealth ranks to spend on gear. Gear affects your defenses and skill die pools. Gear quality is based on the ranks spent on it.

The standard array for gear quality is 2, 2, 2, 1, 1.

When you design a piece of gear, choose one skill that it improves. When building your dice pool and defense, include the piece of gear as part of the values being assessed.

Defining Gear

You define your own gear! You want to have reflective chest wax that shows your enemies their own fear in order to intimidate them? Sweet. A few very perceptive cats that follow you around to help you spot things? Adorable. A pair of back-mounted torches that give you a constant source of fire? Awesome. Does your charming smile reveal your heart of cheddar? Um. Go you?

Determine the cost of the base gear based on the table below, then add cost for special effects based on the equipment table in the Equipment section.

Gear Quality							
Type	Ersatz	Poor	Good	Superior	Epic	Mythic	Godly
Source	Anywhere	Village	City	Specialist	Legend	Quest	Campaign
Quality	0	1	2	3	4	5	6
Price	1gp	10gp	80gp	800gp	10kgp	135kgp	2mgp
Resale	2sp	2gp	16gp	160gp	2kgp	27kgp	400kgp
Material	1sp	1gp	8gp	80gp	1kgp	13.5kgp	200kgp
Time	30 minutes	2 hours	1 day	5 days	1 month	7 months	5 years
Req. User Level	-	-	-	2	8	14	20
Req. User Rank	-	-	-	1	2	3	4
Req. Crafter Rank	-	1	2	3	4	5	6

For instance, the back-mounted torches with a quality of Fire 2 could cost 80gp for the gear value, plus the cost of a starstone (20gp) for

permanent dim light. However, since you get some free 2 quality gear as a starting character, the Fire 2 part of this gear would be just one of the 2s in your gear array, and all you would pay for is the nifty secondary effect of lighting up the area. Alternately you could say that the torches don't effectively light up the area and just spend your 2. Then you could just use the fire type (see Fire (Keyword), page 109) to actively light the area whenever you like.

Getting Gear

The cost of gear is its price in gold pieces. This is the typical price for gear when you buy it in a shop.

The higher the quality of the gear, the harder it will be to find someone who can craft it or upgrade it to that quality. Most villages have someone willing to sell Poor quality gear. But if you want Good gear, you'll need to find a city. Exceptional gear for a specific skill is only made by a handful of people in the world. Mythic gear is the stuff of legends, found only after research uncovers its hiding place. Epic gear is incredibly special. It is likely there is only one piece of gear in the world that does what you want, if at all!

The cost for Mythic and Godly gear is mostly listed here for reference, in case the character tries to have the gear made. It is not going to be found for sale. If it exists, it is either in the hands of someone who can use it to great effect (possibly a recurring villain or important organization) or it is lost to the mists of time in some ancient ruin.

Using Gear

In the Gear Quality chart, we note what level a character must be in order to use gear of specified quality ranks.

For example, a level 1 character may only get up to rank 2 value from their gear. This means that even if a level 1 character picks up some rank 4 gear, it is treated as rank 2 until they level up enough to get more out of that gear. At level 2, it can be used as rank 3. At level 8 they can finally use it as rank 4.

Guide Note: Be wary of giving out high quality gear early on. It can cheapen the experience of earning that value of gear later. Note the source row in the Gear Quality chart. That is approximately what level of awesome that gear should feel like. Quality 4 gear is gear of legend, for example. King Arthur's Excalibur would fit this level of awesome.

Keeping Gear

You and your gear are constantly together. The only time the Guide should ever take your gear away should be extremely temporary, and usually as a penalty for failure (getting defeated and captured by the enemy, etc). However, the Guide needs to keep in mind that characters are significantly less capable without gear, so will need to design encounters accordingly.

Selling Gear

Gear that you acquire from other creatures during your adventures is not going to earn you the full value of the gear when you sell it to a merchant.

Gear you sell is on average going to get you something close to the resale price. In any given area, the resale value is determined by the Guide: the listed resale value divided by a d4 roll and then multiplied by a d4 roll. This means the value can vary from 1/4th the listed resale value up to 4x the resale value. The base resale value can vary because perhaps the seller knows someone who is looking for that specific kind of item, it has a known history, the merchant already has a similar item, or perhaps it was stolen from a prominent local.

Traits for Gear

Traits are things about gear that let you use them for specific trained skills. Items have one trait plus weight (**light** or **heavy**) and handedness (**one-handed**, **two-handed**, **worn**, or **innate**).

Innate gear is from experience, training, or simply intrinsic to your character. Innate gear does not get the weight trait, can only have a single trait associated with it, and cannot get the perks weapons can (excepting a creature's natural weaponry, see Natural Weapon (type), page 28).

A two-handed melee item gets two extra traits or one additional perk point. For instance, a halberd might be a two-handed heavy blade spear staff weapon. A two-handed item must be used in both hands in order for the wielder to use any of its traits.

One-handed items can be used with one hand, and each hand can wield a different one-handed item. There are talents in Martial that give additional benefits for using an item in each hand..


Worn items must specify what part of the body it can be worn on.

Item Slots

You may only use one item in each slot at a time, and to use it you must wear or wield it. The single slots are Shoulder, Waist, Chest, Foot, Head, Ear, Neck, Arm, Leg. You have two slots each of Finger and Hand, one slot for each hand for a total of thirteen different slots. Foot, Arm and Leg items come in pairs, and are useless without the entire pair. Creatures with tails, horns, and claws can also use those as locations they can wear gear.

Weapons

Weapon traits specify what type of damage they deal. Some talents can only be used by weapons with certain traits. When attacking with a weapon that has more than one damage type, the wielder must choose which damage type will apply to that entire attack result before making the roll.



Reach Weapons

Reach weapons specify a bonus number of squares creatures can reach with that weapon.

Creatures bigger than large have a natural size bonus to reach that stacks with weapon bonuses to reach. Reach has several caveats. Weapons with reach are best used against targets that are exactly that many squares away. If a reach weapon is used against a nearer foe, the attacker suffers a $\downarrow 1$ penalty to that attack for each square nearer. So a medium creature using a reach +2 weapon has a $\downarrow 2$ against adjacent foes. A medium creature using a weapon with reach +1 used against an adjacent foe would suffer a $\downarrow 1$ penalty to the attack roll. Characters cannot attack creatures at more than one distance using a reach weapon with a single attack.

Reach from multiple weapons does not stack. When creatures make an attack while holding two weapons with different reach, they only use reach from one weapon.

Some reach weapons have multiple reaches. The attacker must choose one reach from the list before using it for an attack. This represents you shifting your grip before making the attack.

Some creatures are larger than one square. When using a reach weapon against such a creature, the attack can be targeting any square within the creatures space.

Characters proficient with a reach weapon can use it as a basic weapon with no bonuses and no reach by using a free action or minor action to shift their grip.

If you are not proficient with a reach weapon, you can only use it against creatures at your normal reach, and you suffer the normal penalty for using a reach weapon against a creature inside the reach of the weapon (as described above).

Concealment

Gear can grant concealment. See Cover and Concealment, page 10, for more details.

Puncture

Puncture allows a weapon to ignore a target's Soak. If the puncture is equal to or greater than the target's Soak, the Soak is ignored.

Weapon Gear Perks

Attacks that have the Weapon type can get perks from the weapon you are using. You may only use perks from a single weapon in a given action. All weapon gear has perks. You choose the perks you want for your character's gear.

Weapons cannot be used with attacks that do not have the Weapon type. Martial characters using those attacks must use a Technique instead (see Techniques, page 102).

Following are a list of potential perks and their point values, positive and negative. Each weapon can have a number of total perk points equal to its crafter's ranks in Craft. Additionally, a weapon cannot have more perk points than its gear value.

For your base gear, you can assume the gear was made with perk points equal to the gear value.

Weapon Traits

Axe	Melee Slicing	Hammer	Melee Crushing
Blade	Melee Slicing	Hook	Melee Piercing
Blowgun	Ranged Piercing	Mace	Melee Crushing
Bow	Ranged Piercing	Sling	Ranged Crushing
Crossbow	Ranged Piercing	Spear	Melee Piercing
Flail	Melee Crushing	Staff	Melee Crushing

Ranged Weapons

Ranged Weapons can only be one-handed if they either are thrown (using up the weapon as ammunition), cost no ammunition, or reload as no action. Otherwise the weapon needs a second hand to reload it.

Ammunition

Track the ammunition used during a combat. At the end of the combat, roll a Vigilance or Perception check DT 2 as a Major action. If you succeed, your character recovers an amount of ammunition up to the total of your excess successes and edge. Ammunition not recovered is either damaged to uselessness or lost. Exceptional ammunition is recovered at 2 per success or advantage.

Extenuating circumstances can make the DT of recovery higher or lower. For example, at a firing range, the DT is 1, because the targets are designed to make ammunition retrieval easy. A battle on a bridge over a chasm is likely to increase the DT to a 4 or 5.

Perks and Penalties for Weapons and Techniques

+2	Is a Technique, not a Weapon
+0	One-handed (1H). Must use it one handed to get perks
-1	Two-handed (2H). Must use it both handed to get perks. 2H melee weapons get up to two extra traits or +1 perk point.
+2	No-handed. Always get perks using this

+1	For each weapon trait after the base traits
+2X	X die upgrades to a specific trained skill when using this
+2X	Deal X additional damage on a hit
+X	Deal X additional Edge on a hit
+3X	Grants X Soak for a specific aspect
+2X	Grants X concealment in a single direction
+2X	Grants X to a single defense's Edge Target
+3X	Reach +X. Extends melee range by X squares
+1	Per each additional reach beyond the first
+X	Puncture X. Soak is X point less effective v. this
+0	Ranged. Uses ammo (choose a reload speed)
+1	Ranged. Thrown (choose a reload speed to draw)
+2	Ranged. NO ammo (draw speed is the reload speed)
+2	Reload: no Action
+0	Reload: as Free Action
-2	Reload: as Maneuver Action
-4	Reload: as Major Action
+1	Draw: no Action
+0	Draw: as Free Action
-1	Draw: as Maneuver Action
-2	Draw: as Major Action
+X	Range increments with this gain X more squares each
+1	First shot of ammo can be preloaded during any rest
-X	Slowed X any turn it is used and the turn after

Additionally, here are some example weapons, using the perk system to construct them. Note that this is not the only way to construct each of these items, you are free to be creative.

0pt Weapons:

Simple Axe (0pts) 1H Heavy Blade

Simple Blade (0pts) 1H Light Blade

*** 1H (0), Light Blade (0)

Simple Bow (0pts) 2H Ranged Bow, Reload Free, Puncture 1

*** 2H (-1), Ranged Bow (0), Reload Free, Puncture 1 (+1)

Simple Sling (0pts) 1H Light Sling, Reload Free

*** 1H (0), Light Sling (0), Reload Free

Simple Spear (0pts) 2H Light Spear Staff, Puncture 1

*** 2H (-1), Light Spear Staff Blade (0), Puncture 1 (+1)

Simple Staff (0pts) 2H Light Staff, Vanguard ↑1

*** 2H (-1), Light Staff (-1), Vanguard ↑1 (+2)

1pt Weapons:

Basic Axe (1pt) 1H Heavy Blade, +1 Edge

*** 1H (0), Heavy Blade (0), +1 Edge (+1)

Basic Blade (1pt) 1H Light Blade, +1 Edge

*** 1H (0), Light Blade (0), +1 Edge (+1)

Simple Greatstaff (1pt) 2H Light Staff, Vanguard ↑1, +1 Edge

*** 2H (-1), Light Staff (-1), Vanguard ↑1 (+2)

Basic Long Bow (1pt) 2H Heavy Bow, Ranged w/ ammo, Reload as a Free, +1 damage

*** 2H (-1), Heavy Bow (0), Ranged w/ ammo (0), Reload as a Free (0), +1 damage (+2)

Basic Longstaff (1pt) 2H Light Staff, Reach +1

*** 2H (-1), Staff (-1), Reach +1 (+3)

Basic Spear (1pt) 2H Light Spear Staff, ↑1 Vanguard

*** 2H (-1), Light Spear (0), ↑1 Vanguard (+2)

2pt Weapons:

Claymore (2pts) 2H Heavy Blade Stalwart ↑2

*** 2H (-1), Heavy Blade (-1), Stalwart ↑2 (+4)

Dagger (2pts) 1H Light Blade, Piercing 2

Dweorn Throwing Biscuits (2pts) 1H Light Blade, No Draw Action, Ranged thrown

*** 1H (0), Light Blade (0), Ranged thrown (+1), No Draw (+1)

Glaive (2pts) 2H Heavy Blade Staff Axe, Reach +1

*** 2H (-1), Heavy Blade Staff Axe(0), Reach +1 (+3)

Greatstaff (2pts) 2H Light Staff, Vanguard ↑2

*** 2H (-1), Staff (-1), Vanguard ↑2 (+4)

Hand Auto Crossbow (2pts) 1H Heavy Crossbow, Ranged w/ ammo, Reload automatically

*** 1H (0), Heavy Crossbow (0), Ranged uses ammo (0), Reload automatically (+2)

Hatchet (2pts) 1H Light Axe, Ranged thrown, Puncture 1

*** 1H (0), Light Axe (0), Ranged thrown (+1), Puncture 1 (+1)

Heavy Crossbow (2pts) 2H Heavy Crossbow, Ranged w/ ammo, Reload Maneuver, Puncture 5

*** 2H (-1), Heavy Crossbow (0), Ranged w/ ammo (0), Reload Maneuver (-2), Puncture 5 (+5)

Long Bow (2pt) 2H Heavy Bow, Ranged w/ ammo, Reload as a Free, +1 damage, Puncture 1

*** 2H (-1), Heavy Bow (0), Ranged w/ ammo (0), Reload as a Free (0), +1 damage (+2), Puncture 1 (+1)

Longstaff (2pts) 2H Light Staff, Reach +1, +1 Edge

*** 2H (-1), Staff (-1), Vanguard ↑2 (+4)

Longsword (2pts) 1H Heavy Blade, Stalwart ↑1

*** 1H (0), Heavy Blade (0), ↑1 Blade (+2)

Military Fork (2pts) 2H Heavy Hook Spear Staff, Puncture 3

*** 2H (-1), Heavy Hook + Spear + Staff (+0), Puncture 3 (+3)

Parrying Dagger (2pts) 1H Light Blade, Soak 1, Slow 1

Rapier (2pts) 1H Light Blade, Swift ↑1, +1 Edge

3pt Weapons:

Cephaloid Khopesh (3pts) 1H Heavy Blade, Swift ↑1, +1 Edge

Dweorn Greataxe (3pts) 1H Heavy Blade, 1 Soak

*** 1H (0), Heavy Blade (0), +1 Dexterity Defense (+3)

Eumykin Hammer (3pts) 2H Heavy Hammer, +2 Damage

Eumykin Sling (3pts) 1H Light Sling, Reload no Action, Swift ↑1

Giantkin Claymore (3pts) 2H Heavy Blade, Stalwart ↑2, +1 Edge

Giantkin Staff (3pts) 2H Light Staff, Stalwart ↑1, +1 Reach

Gnomish Parrying Dagger (3pts) 1H Light Blade, Soak 1

Gnomish Rapier (3pts) 1H Light Blade, Swift ↑1, +1 Edge

Hyflind Dagger (3pts) 1H Light Blade, Piercing 3

Lyven Long Bow (3pt) 2H Heavy Bow, Ranged w/ ammo, Reload as a Free, +2 damage

Orcish Flaming Meteor Hammer (3pts) 2H Heavy Flail Fire Hammer, Reach +0 and +1

*** 2H (-1), Heavy Chain Fire Hammer (+0), Reach +0 and +1 (+3, +1)*

Techniques

Techniques are a kind of Gear that is mental, not physical. Techniques count as no-handed items and cannot be disarmed from you. If you are defeated in your Genius, you cannot use Techniques (similar to how you cannot use weapons when defeated in Brawn).

Like any gear, you still must pay for it (in training costs), and it can be upgraded in the same way. Techniques can be used with any talent

that uses a Weapon, and can be used with talents that do not require one, as long as the talent uses the Martial Power Source. You may switch Techniques at any time you begin an action. Techniques cannot use the draw speed perks and penalties.

Here are a few example Techniques:

Opt Techniques:

Style, Street (0pts): Technique, 2H Slow 1

*** Technique (2pp), 2H (-1pp), Slow 1 (-1pp)

1pt Techniques:

Style, Wolf (1pt): Technique, 2H

*** Technique (2pp), 2H (-1pp)

2pt Techniques:

Style, Bear (2pts): Technique, 2H Damage +1, Slow 1

*** Technique (2pp), 2H (-1pp), Damage +1 (2pp), Slow 2 (-1pp)

Style, Crane (2pts): Technique, 2H Reach +1, Slow 2

*** Technique (2pp), 2H (-1pp), Reach +1 (3pp), Slow 2 (-2pp)

Style, Mantis (2pts): Technique, 2H +1 Edge

*** Technique (2pp), 2H (-1pp), Edge +1 (1pp)

Style, Snake (2pts): Technique, 1H

*** Technique (2pp), 1H (0pp)

3pt Techniques:

Style, Monkey (3pts): Technique, 2H Edge +2

*** Technique (2pp), Edge +1 (1pp)

Style, Tiger (3pts): Technique, 2H Damage +1

*** Technique (2pp), Edge +1 (1pp)

4pt Techniques:

Style, Expert Crane (4pts): Technique, 2H Reach +1

*** 2H (-1pp), Technique (2pp), Reach +1 (3pp)

Here is a list of a few real-world weapons to inspire you.

Aruval, Bardiche, Bastard Sword, Baton, Battleaxe, Billhook, Blowgun, Boarspear, Bolas, Boomerang, Broadaxe, Broadspear, Broadsword, Cane, Chain Mace, Chain Whip, Chakram, Claymore, Cleaver, Club, Corseque, Dagger, Dart, Doublespear, Falchion, Fangtian Ji, Fauchard, Flail, Flambar, Flanged Mace, Flaming Meteors, Flying Meteors, Ge, Glaive, Goupillon Flail, Grappling Hook, Greatsword, Halberd, Guisarme, Hatchet, Heavy Crossbow, Heavy Flail, Hook, Hunga Munga, Hwacha, Ice Axe, Javelin, Ji, Kama, Kamayari, Katar, Khopesh, Knife, Knobkierrie, Knuckles, Kpinga, Kukri, Kunai, Kusarigama, Lance, Lantern Shield, Light Crossbow, Light Flail, Light Mace, Long Bow, Longaxe, Longspear, Longsword, Lucerne Hammer, Machete, Mambele, Maul, Military Fork, Nagamaki, Naginata, Partisan, Parrying Dagger, Pata, Pick, Pitchfork, Plumbata, Poleaxe, Punching Dagger, Quarterstaff, Qinglong Ji, Ranseur, Rapier, Rope Dart, Sabre, Sasumata, Scimitar, Scythe, Shepherd's Axe, Short Spear, Shortsword, Shuriken, Sickle, Simple Bow, Sledge, Sling, Small Pick, Sodegarami, Sovnya, Spiked Chain, Spiked Mace, Staffsling, Stiletto, Talwar, Throwing Axe, Throwing Dart, Throwing Hammer, Tomahawk, Tsakat, Tsukubō, Trident, Urumi, Voulge, War Fan, Warhammer, Whip, Woldo, Yari.

What in the world are Flaming Meteors, you ask? Two heavy weights connected by a long chain (similar to the Flying Meteors aka Meteor Hammer), but the weights are on fire.

Crafting Gear

Using Craft (see Craft, pg 91) or Handy (if you are desperate), you can craft gear from scratch. The gear quality table lists the material cost to craft the gear, as well as the rank requirement to craft it (it is just equal to the gear value in ranks).

Upgrading Gear

Upgrading existing gear costs the difference in price and takes the difference in time. Gear can only be upgraded by a crafter whose skill ranks are equal to or greater than the intended end gear value.

Guide Note: Of course, players could define their starting gear as being epic. Maybe a character has a bow that has been handed down from her great great grandmother who was a world-renowned hero. It's a legendary bow!

You are free to allow this, but in exchange perhaps the bow needs some careful restoration before it can reach its quality 4 potential once more.

Treat it as a value 2 until the character can spend the additional 784gp (difference between resale value of the starting gear and the price of a value 3 gear) to bring it up to the quality 3 it once was, and another 9200gp to bring it back to Legendary quality.

0-Value Gear?

Because gear will grant you the Prime talent for that gear's skill while you are wielding it, sometimes 0-Value gear is useful if you have no ranks in that skill. It does mean that your dice pool for the skill will be all As, but at least you can use the Prime talent.

You could always use some die upgrades to improve the pool!

Equipment

Equipment is what the prepared adventurer brings! Of course you are welcome to purchase this stuff whenever you are in town, but

Most towns will have a place where characters can purchase these things. Of course, the local economy may drive the price of these items up or down, but these are typical prices.

Most player characters have 48gp to spend on additional equipment to start (see Wealth Ranks, page 127, for more details).

Note that you don't need to specifically buy items ahead of time if you have a good vigilance, because you can retroactively purchase items that would have been a good idea to bring.

Equipment	Cost	Weight	Notes
Acid, in vial	6gp	0.5lb	(a bottle, small vial)
Backpack	3gp	1lb	16 lb capacity
Bedroll	10gp	2lb	
Belt pouch, large	2gp	1lb	8 lb capacity
Belt pouch, small	5sp	0.5lb	2 lb capacity
Book, blank	10gp	5lb	Per 50 pages
Boots, fancy	1gp	1lb	Per pair
Boots, simple	1sp	1lb	Per pair
Bottle, large flask	4gp	2lb	½ gallon
Bottle, medium	2gp	1lb	Cup
Bottle, small vial	1gp	0.5lb	¼ cup
Bowl, wooden	1sp	0.2lb	
Candle	1cp	0.1lb	Dim light
Cards, one deck	5sp	0.5lb	
Chain, ea 5 feet	3gp	0.5lb	
Chalk	1cp	0.05lb	
Chisel	5sp	3lb	
Cloth, coarse, yard	5cp	1lb	
Cloth, fine, yard	5sp	0.5lb	
Clothing, fancy	2gp	3lb	
Clothing, simple	2sp	1lb	
Cup, wooden	1sp	0.1lb	4 cup capacity
Fishing hook	1gp	0.05lb	
Flagon, Iron	2sp	1lb	8 cup capacity
Flint and steel	1gp	0.2lb	

Fork	2sp	0.2lb	
Frying pan	3gp	3lb	
Hammer	5sp	2lb	
Hat, fancy	10gp	1lb	
Hat, simple	1gp	1lb	
Horseshoe	5sp	1lb	
Hourglass	50gp	5lb	
Ink, vial	2gp	1lb	~100 pages heavy writ
Knife	5sp	0.5lb	
Ladder, ea 5 feet	15gp	10lb	
Ladle	5sp	0.5lb	
Lamp	2gp	1lb	Dim light, 1hr
Lantern, beacon	75gp	10lb	Intense light, 2x fuel, 1hr
Lantern, complex	25gp	3lb	Bright light, 1hr
Lantern, hooded	10gp	2lb	Dim or Soft light, 1hr
Marble, set of 5	2cp	0.2lb	
Moonstone	80gp	2lb	Bright light
Oil, in vial	2gp	1lb	4 hours of light
Pen or Quill	1sp	0.1lb	
Piton	2sp	1lb	
Power Stone	varies	1lb+	
Pot	5gp	10lb	2 gallon capacity
Quiver	2gp	2lb	40 arrows or bolts
Rations, fancy	2gp	1lb	Per day
Rations, simple	2sp	1lb	Per day
Rope, ea 10 feet	1gp	0.5lb	
Saddle	25gp	20lb	
Scabbard, 1handed	2gp	1lb	
Scabbard, 2handed	3gp	2lb	
Sewing kit	1gp	0.5lb	
Spoon	1sp	0.2lb	
Starstone	20gp	2lb	Dim light
Sunstone	250gp	2lb	Blinding light
Tent, large	50gp	8lb	5 medium creatures
Tent, medium	25gp	5lb	2 medium creatures
Tent, pavilion	100gp	20lb	15 medium creatures
Tent, small	15gp	3lb	1 medium creature
Thread, ea 50 feet	5sp	0.1lb	
Torch	1sp	0.5lb	Bright light, 1 hour
Twine, ea 50 feet	1gp	0.8lb	
Waterskin, empty	1gp	1lb	½ gallon capacity
Wineskin, full	2gp	5lb	½ gallon, 1 day of fluid

Equipment Descriptions

Here we list some technical stats and whatnot behind each item, if needed. Generally items should behave as expected, but if someone needs to know specifics, here they are.

Acid, Vial

You may use a vial of acid as a ranged weapon. If you hit, it deals additional ongoing acid damage in an area 3 centered on the target, save ends. If you miss, it lands in a random square 2 squares away from the target, making the same attack.

Chain

Normal ½ inch thick links made of iron. Generally it will support 1500 to 1800 lbs (rolled by the Guide) before breaking.

Flint and Steel

Lighting something flammable (such as a lantern or torch) with Flint and Steel is a Major Action.

Moonstone

A moonstone is similar to a power stone except that it stores the light of the moon. Charging a moonstone under moonlight for 8 hours will

store an hour of moonlight in the stone. The moonstone can hold a maximum of four hours of moonlight. Activating the moonstone (a free action) will cause the stone to begin shedding bright light until it runs out. It is common practice to carry the moonstone in a thick leather pouch, which can hide the light when needed. A moonstone can be used as a 2gp power stone.

Power Stones

Power stones are gems containing arcane energies that are used to power automatons and powerful rituals. Power stones are measured by their GP value, minimum of 1gp in value. The weight of a power stone is approximately the cube root of the gp value of the stone in pounds. (1gp = 1lb, 27gp = 3lb, 100gp = 4.6lb)

When a power stone is used up, it can be recharged. Spent power stones can be fully recharged in the sun for 8 hours, or recharged via arcane means for the same amount of time.

Oil, in vial

You may use a lit vial of oil as a ranged weapon in the same manner as the vial of acid, but it deals fire damage instead.

Rope

Normal ½ inch hemp rope. Generally it will support 750-950 lbs (rolled by the Guide) before breaking. A quick jerk on the rope will double to quadruple the tension, so don't try bungee jumping a Karablan with it. Doubling the weight of the rope will double its strength (to 1500-1900lbs) and thickness and quadruple the price.

Sunstone

A sunstone is a sort of power stone that stores the light of the sun. It functions the same as a moonstone, except shedding blinding light instead of bright light. A sunstone can be used as a 3gp power stone.

Twine

Normal ¼ inch hemp twine. Generally it will support 100-200 lbs (rolled by the Guide) before breaking.

Adventurer's Kits

The adventurer's kit is a set of basic necessities you can buy for a slight discount at some places that cater to adventurers. Different stores might carry different sets, here are some example sets (weights and costs for medium sized creatures):

Scout's Kit

A backpack, bedroll, 8 candles, 2 days of simple rations, 50 feet of thread, flint and steel, frying pan, medium bottle, iron flagon, knife, large belpouch, simple boots, simple clothes, spoon, 2 torches, waterskin, wooden bowl for 22gp. (20.4 lbs, a 25gp 3sp 8cp value)

Mountaineer's Kit

A backpack, bedroll, 8 candles, 6 days of simple rations, 100 feet of rope, 50 feet of thread, flint and steel, frying pan, medium bottle, hammer, hooded lantern, iron flagon, knife, large belpouch, medium tent, 4 pitons, simple boots, simple clothes, spoon, 4 vials of oil, waterskin, wooden bowl for 75gp. (41.4 lbs, an 85gp 2sp 8cp value)

Fancy Items

Fancy items indicate you are a person of distinction and taste. Fancy items always cost at least 10x what a normal item costs.

You gain a +1 bonus to social defenses for each Fancy wearable item you are wearing, to a maximum of your grade.

Fancy weapons and implements give you a +1 to all Vocal powers.

Eating a fancy ration gives you a +1 to all Vocal powers until your next meal.

Size and Equipment

Equipment made for small creatures is much smaller, and weighs half normal weight. Equipment made for large creatures is double normal weight.

If the size of the equipment is larger or smaller than the maker is used to making, the cost is increased by 50% for each size increment of difference (100% for two increments, etc.). Most cities are used to producing goods for small and medium creatures. Much larger cities have a chance to be used to producing goods in large and tiny also.

Did I Bring the Thing?

aka: Cheeseburger Backpack

During an adventure a character can spontaneously pull out an item that is needed. If it has not already been specifically determined that a character does not have a specific piece of equipment, they may attempt a Vigilance check (Preparedness) in order to see if the character had thought ahead enough to prepare for this specific circumstance. Determine the difficulty of the roll based on the base value of the item from the following chart:

Did I bring the thing?								
Cost	1sp	3sp	1gp	3gp	10gp	30gp	100gp	300gp
Check	1	2	3	4	5	6	7	8
Cost	1kgp	3kgp	10kgp	30kgp	100kgp	300kgp	1mgp	3mgp
Check	9	10	11	12	13	14	15	16

On a success, the character can immediately spend up to the specified cost on the item retroactively, assuming they had that money last time they were in town or somewhere they could have reasonably picked up the item. They now just have the item in question in their inventory.

You can use this check to see if you brought something useful that your character owns but might have left at home. You get two die upgrades to such a roll.

If this is something the character would have had to buy, they may make a Shrewd Haggle if they succeed at their Vigilance check against the base cost of the item. The Haggle may reduce (or increase!) the cost without affecting the Vigilance check result.



FILLING OUT CHARACTER SHEETS

You are free to use the online character sheet mentioned before (tinyurl.com/AspectPrimeSheet), it does the math for you. But we include a blank sheet in the Appendix if you prefer doing it by hand on page 176. There is also an example sheet filled on page 177.

This chapter we discuss how all the remaining bits on your sheet are filled out once you have the following written down:

- Species (and Size based on your base size / height)
- Background
- Ability Scores (4, 3, 3, 2, 2, 1 or 3, 3, 3, 2, 2, 2)
- Skill Ranks (3, 3, 2, 1)
- Your Power Source for your Trained Skills (if any)
- Gear with Skill types and Values (2, 2, 2, 1, 1)
- 48gp (minus any additional inventory you purchase)
- The name of the Prime talent for each of your Trained Skills
- Combat role
- The names of your 4 other Tier talents

Interests, Flavor Words, Hair, Eyes, don't need to be filled in to fill out the rest of the sheet.

Skill

Each skill will need the ranks bought, species ranks, and background ranks added together and written in the Ranks column. Remember a level 1 hero cannot have more than 3 ranks in a skill, no matter the source. Make sure your Trained skills have an Ability associated with them. Generally you should use your highest Ability score.

Building Dice Pools

To build a dice pool for a skill, determine the value of the Attribute, Skill, and Gear for the skill. The three values determine the quantity and quality of the dice. Don't worry, you only ever recalculate a pool when you are upgrading a stat, skill, or gear as part of leveling up.

Take the highest value. That is how many A dice are in the pool.

Take the 2nd highest value. Convert that many A dice to B dice.

Take the lowest value and convert that many B dice to C dice. This is your dice pool.

For example, Baloc has an Appeal of 4, 3 Skill Ranks in Innovator, and his Crooked Wand is Innovator 2. You start with 4 A dice because of the score of 4: AAAA. The next highest is a 3, so 3 of those As become Bs: AB BB. The lowest number is a 2, so 2 Bs become Cs: AB CC is the final result.

Later, Baloc levels up to level 2 and now can use gear value 3. He visits a local tinker friend who can upgrade his Crooked Wand to a value 3. Now the lowest is a 3 instead of a 2. We upgrade one more B die to a C and get ACCC as his new Die Pool for Innovator.

Some other examples: An ability score of 2, skill rank of 2, and gear value of 0 makes BB. An ability score of 3 with no skill ranks or gear value just makes an AAA.

Defense Target Construction

Defenses are based on their ability scores, skill ranks, and/or gear. Each ability score has a Difficulty Target (DT) composed of a Success Target followed by an Edge Target. They are shown in order, separated by a comma like so: 3,2. There are six defenses, one for each Ability Score.

Determining Defenses

For each ability defense, determine the following values:

- Your character's ability score
- The greatest rank of the skills using that ability score (including any trained skills)
- The highest gear value for skills using that ability score

The highest of those three values is used for the Success Target and the other two values are added together for the Edge Target.

Save Pool and Save DT

Your Save Pool is a dice pool created by your highest Ability Score, highest Skill Ranks in a single skill, and the highest value piece of Gear you have. Level 1 heroes usually roll ABCC.

If no Save Target is specified, the attacker's Save Target is the number of dice in the attacker's total Save Pool, plus the number of C dice in that pool, plus one if they are a Controller. Level 1 Controller Heroes will have a 7, other level 1 Heroes will have a 6.

Hit Point Total Construction

Your character has one composure pool. Each of the six defenses has a separate health pool.

Determining Composure

Your composure pool is equal to your character grade times 2 plus your level. For a medium-sized level 1 hero, this should be 7 unless you are a defender, who adds their grade a third time and has a 10.

Don't forget to modify your composure if you are not small, medium or large. See Health Adjustments Due to Size, page 22.

Determining Health

Health in a defense is equal to that defense's Success Target. We don't write them separately since they are the same. The box below the DT on the character sheet is used to track how many Wounds the character has taken in that ability score.

Action Points

Your character will have 1 base action point, unless they are a Human, in which case they will have 2.

Filling Out Talents

Write in the Skill and Tier of each talent in the box next to the talent name. Then jot down a summarized version of the talent in the box below that. We make use of UYNTE in place of "until your next turn ends", and other shortcuts.

ADVENTURING

It isn't always about conflict, sometimes you are just trying to get somewhere or find something.



Traveling

Each block is 25km on a side. A good traveling pace is 50km per day, or two blocks if walking. Each square is 5km, a 1 hour walk. On horseback, travel 3x that at a gentle trot, 8x times that at a full gallop.

Method	1 day	1 hour	1 block	Difficulty	Speed
Walking	2 blocks	1 square	5 hrs	1	5 km/h
Jogging	4 blocks	2 squares	3½ hrs	2	8 km/h
Run	6 blocks	3 squares	100 min	4	12 km/h
Horse Walk	4 blocks	2 squares	3½ hrs	1	8 km/h
Horse Trot	6 blocks	3 squares	100 min	2	12 km/h
Horse Gallop	20 blocks	2 blocks	30 min	4	45 km/h

During long travel, make a Durability check every hour against the DT for that speed of travel. If you succeed, you can skip the next X checks, which is the amount you succeeded by. If you fail, you take physical damage equal to the amount failed by (the damage is distributed evenly during that hour)

Weariness

After being awake and active for a number of hours equal to 7 + your Stamina, you will be Strained. After being awake while Strained for a number of hours equal to your Stamina, you will be Fatigued. After being awake while Fatigued for a number of hours equal to your Stamina, you will be Exhausted. These are the three states of weariness and have the following effects.

Strained

You lose your Free Action Slot, and no longer earn Action Points. Strained is only negated with a long rest (see long rest, below). Most characters will be Strained by the end of a day.

Fatigued

You lose your Maneuver and Free Action Slots, and no longer earn Action Points. Fatigued may be reduced to Strained by spending 1 Action Point, or a taking a long rest.

Exhausted

You lose all three Action Slots, and no longer earn Action Points. Exhausted may be reduced to fatigued by spending 1 Action Point, or taking a long rest.

Resting

Resting is a way for characters to recharge after combat or long periods of activity. When resting, you must follow these rules:

- You cannot move any more squares total than your simple move speed during the entire rest.
 - Exception: If you are resting comfortably on a vehicle that you are not controlling, the vehicle's movement does not count against your total movement. Riding a creature does not count as resting unless the accommodations are particularly comfortable (such as a howdah on an elephant or other huge creature).
- You cannot use any attack actions during this time.
- You may not sustain any actions.
- Resting counts as a stance, and thus will cancel any stance you were in before resting. You may resume your stance again after resting, however.
- Taking any damage ends the rest abruptly and you gain no benefit from the time rested thus far.
- You CAN craft, cast rituals, research, attempt to use Customs to talk to a creature that shares no language, or any other number of actions that aren't attacking or moving.

Short Rests

A short rest is one minute of resting. Taking a short rest heals all composure in all aspects. Note that this particular case of healing is not affected by damage reduction because it heals all composure, not a specific quantity.

Medium Rests

Spending ten minutes resting and eating a meal while not weary will reset your Action Points if it has been more than four hours since your last meal. Medium rests also give all the benefits of a short rest.

Long Rests

A long rest is 4 hours of sleeping. Sleeping is the same as being unconscious, but with the additional restrictions of a normal rest. If you are awoken abruptly during sleep, make a Durability check against DT 2,0. If you fail, you are dazed and weakened, save ends.

Taking a long rest while not Strained, Fatigued, or Exhausted will always recuperate wounds based on the comfort level of where the resting happens. Uncomfortable rocky ground has a comfort level of 1. A tent has a comfort level of 2, while a decent inn might be a 3, ones own home could be a 4, while a hospital is probably a 5 to 6, depending on how good it is.

However, after being awake and active all day (around 16 hours) most characters (with a Brawn between 1 and 4) will at least be Strained (see the chart below) and need two long rests (a total of 8 hours) and a meal to reset to their normal Action Points and recuperate wounds. Characters with a Brawn of more than 4 do not need to sleep more than 4 hours after 16 hours of being awake. However, this means they are awake for more than 16 hours in a 24 hour period, so still need some rest.

Brawn	Hours Awake Until...	After 16 Hrs
1	9 Strained, 11 Fatigued, 13 Exhausted	Exhausted
2	11 Strained, 15 Fatigued, 19 Exhausted	Fatigued
3	13 Strained, 19 Fatigued, 25 Exhausted	Strained
4	15 Strained, 23 Fatigued, 31 Exhausted	Strained
5	17 Strained, 27 Fatigued, 37 Exhausted	Just fine
6	19 Strained, 31 Fatigued, 43 Exhausted	Just fine

The above chart shows the various time to reach each state based on typical Brawn scores.

To function on a normal 24 hour day schedule, a Brawn of 1 should rest 12 hours each day after 12 hours awake.

A 2 should rest 9 hours each day after 15 hours awake.

A 3 to 4 should rest 8 hours each day after 16 hours awake.

A 5 should rest 7 hours after 17 hours of being awake.

A 6 only needs to rest 5 hours after 19 hours of being awake.

Note that an action point can be used to reduce Fatigued to Strained. This means characters with low Brawn would do well to save an extra action point for this purpose in order to require less rest during a normal 24 hour day schedule.

Light and Vision

Different light sources provide a different quality of light depending on the distance from the light source.

Source	Good Light	Faint Light
Dim (Candle)	melee 1	melee 2
Soft (Lantern)	melee 2	melee 4
Bright (Torch)	melee 4	melee 8
Intense (Bonfire)	melee 6	melee 12
Blinding (Sunstone)	melee 10	melee 20
Outside Daylight	all	n/a

Light Sources

Various kinds of equipment, powers, talents and rituals can provide light. A light source is described by the type. These are some example light sources and organized by type.

Type	Examples
Dim Light	Candles, a bed of coals, very hot metal
Soft Light	Lantern, small campfire, a starstone, natural starlight
Bright Light	Torch, normal campfire, natural quarter or half moonlight, a moonstone
Intense Light	A huge bonfire, natural full moonlight
Blinding Light	A sunstone, natural sunlight from window

Light Quality

Light quality will affect how well characters can perform actions that require light.

Good (Light Quality)

All checks normal.

Faint (Light Quality)

Attacks and skill checks against targets in this light that involve sight are at a ↓2 (↓1 for infravision).

None (Light Quality)

Treat all targets as invisible (see Invisible, page 18). Sight-only skill checks are impossible. All other skill uses that involve sight are ↓5.



Keyword Functions

Many of the keywords in talents give the character other abilities that are less combat-oriented. Simply by having a talent that delivers damage of the keywords listed here gives the character the associated abilities.

Note that the talent has to be able to reliably deliver that damage keyword for a character to use these keywords in that way. For example, the keywords listed in Chaos talents from the Evocation trained skill cannot be used for their keyword function.

Here are the unique attributes and functions of the Keywords.

Acid (Keyword)

You can spend acid damage to dissolve inanimate metals and inanimate organic matter (such as wood). The acid dissolves an eighth inch per point spent for average inanimate metal, a half inch per point for average inanimate organic matter.

Repeated application yields diminishing returns. First a half, then an eighth, then no appreciable progress on that surface, as the only remaining matter is resistant to the acid.

Acids created by this keyword are extremely volatile and evaporate to uselessness almost immediately. You cannot harvest acid created by this keyword.

Automaton (Keyword)

Automaton talents assume you have small automaton devices you have



created to perform these talents. Automaton talents can be performed without an automaton, but using one allows you to use them as a focal point.

An automaton will remain in the location you use it for a talent until your next turn ends, at which point it rolls, hovers, crawls, or otherwise makes it way back to you.

Automatons have composure and defenses identical to your own.

If an automaton is defeated in any aspect, it is no longer useful for performing automaton talents (yes, even if it is mentally or socially defeated). You can use your Craft skill to repair your automaton or to create a new one.

Chaos (Keyword)

Talents with the chaos keyword cannot be refocused in any reliable manner, as the nature of chaos talents is that they are unfocused. This includes all the keywords in that talent.

Cold (Keyword)

You can spend cold damage to freeze inanimate objects solid. Water freezes an inch solid per point spent. Continued application will add another inch per use to a maximum of inches equal your skill ranks plus the initial depth in inches.

Ice will support about 50lbs per inch of thickness unless it is a moving creature, then it will support about 25lbs per inch. Each inch of thickness adds a number of hit points equal to the damage the attack does (stronger rolls create stronger ice). The ice has DR equal to your skill ranks and is vulnerable to fire and lightning damage.

If the ice is connected to a solid surface on more than one side, multiply the weight it will support by the number of sides it is connected to.

Cold powers can also be used to counteract fire damage instead of dealing damage. If you prepare the action (see Quick Actions, page 17) to be used as a response to the attack, you may reduce the fire damage to any target that normally could be targeted by the cold power you use by the amount of damage the cold power would normally do.

Crushing (Keyword)

Crushing damage is generally what comes from blunt forces smashing into a character.

Earth (Keyword)

Talents with the earth keyword can move stone or earth when dealing damage. Earth talents that deal damage can move a number of inch units equal to the talent's damage in each square it affects.

Shifted stone will support about 100lbs per inch of thickness unless it is a moving creature, then it will support about 50lbs per inch. Each inch of thickness adds a number of hit points equal to the damage the attack does.

If the stone is connected to a solid surface on more than one side, multiply the weight it will support by the number of sides it is connected to.

Fear (Keyword)

There are some creatures that are immune to fear.

Fire (Keyword)

You can spend fire damage to set inanimate objects on fire. The temperature of the flame is 100 degrees C per point spent. Three points spent would be 300 degrees C, sufficient to set papers and dry wood alight.

Any talent with the fire keyword can be used as a major action in order to create a dim light centered on you (with no other effects). You may sustain this effect as a maneuver action. The talent provides no useful light the first turn, only on sustained turns.

You can also spend it to increase the temperature in an area. The temperature increases by 5 degrees C per point spent for the duration you continue to sustain it.

Force (Keyword)

Talents with the force keyword can move objects around instead of dealing damage. You can levitate an object up to the damage the talent would deal times ten lbs, up to a number of feet per round equal to your Genius.

You may double the weight lifted if you quarter the speed. You may also double the weight if you just push an object that has low friction, such as pushing a box across a wooden floor or smooth stone or tiles. Alternately, you may double the speed if you quarter the weight.

Healing (Keyword)

Whenever you use a healing talent, if you used an action point to either get the action you are using to heal, or you used an action point with the talent, you heal wounds instead of composure.

For example, you already did a full turn. You use an action point to get an additional major action. If you use that action to do a talent with the healing keyword, healing for that talent is to wounds instead of composure.

If you are the target of a healing talent, you may spend an action point to have it heal wounds instead of composure.

Note that healing talents list the aspect of composure they heal. This only actually matters when those talents are used to heal wounds with an action point. Anything that heals composure heals any kind of composure. If no aspect is specified, Physical is assumed.

Illusion (Keyword)

Talents with the Illusion keyword create images that can be seen by all creatures in line of sight of the area of effect. Creatures not affected by or missed by the talent see a somewhat hazy version of the intended illusion.

You may specify any illusion you like as long as it fits within the targeted area. This does not change the mechanical effects of the talent.

Any talent with the illusion keyword can be used as a major action in order to create a dim light centered on you (and no other effects). You may sustain this effect as a maneuver action. The talent provides no useful light the first turn, only on sustained turns.

Talents with the Illusion keyword have line of sight through glass and other wholly transparent solids.

If you have a talent with the Illusion keyword, you can choose any talent with the Vocal keyword and replace the Vocal keyword with the Illusion keyword. This means you could make Mental Assault and Social Pressure attacks with illusion instead of your voice. When you do, those attacks gain the Illusion keyword. This replaces the Vocal keyword.

Lightning (Keyword)

Talents with the Lightning keyword generate immense amounts of electricity. They will set any highly flammable materials on fire, and can be used to temporarily power a power stone.

You can recharge a normal power stone using a power with the Lightning keyword by holding it in your bare hand for 8 hours. This takes a full turn action to start and a free action to sustain.

The lightning keyword can be used as a full turn action in order to create a dim light centered on you (and no other effects). You may sustain this effect as a move action. The power provides no useful light the first turn, only on sustained turns.

Necromancy (Keyword)

You can use talents with the Necromancy keyword to animate physically defeated or dead bodies, even skeletal remains within the range of the talent. As a move action, you may treat a physically defeated or dead body as a temporary fodder grade companion, giving that target a full action of movement and basic actions. The target's movement will be obviously unnatural, a perception check against your trickery will reveal it is being controlled by supernatural means.

Necrotic (Keyword)

Necrotic damage kills living tissue. Healthy skin turns purple or black. Wounds from necrotic cannot just be rested off, but needs actual medical attention. Necrotic wounds get worse. As long as a character has 1 point of necrotic wounds, they will take another point each day until getting either magical or action point wound healing that heals ALL the existing necrotic wounds.

Phantasm (Keyword)

Talents with the Phantasm keyword create images that are only seen by the creatures hit with the talent. If the talent misses, the target sees only wisps of the phantasm where the intended image would be. Phantasms are powered by the creativity of the target. Mindless creatures are immune to Phantasms.

You may specify any phantasm you like as long as it fits within the targeted area. This does not change the mechanical effects of the talent.

Talents with the Phantasm keyword have line of sight through glass and other wholly transparent solids.

If you have a talent with the Phantasm keyword, you can use your Mental Assault and Social Pressure attacks to deal damage. When you do, those attacks gain the Phantasm keyword. This replaces the Vocal keyword.

Piercing (Keyword)

Piercing damage is from weapons that puncture deep into the body.

Plant (Keyword)

Whenever you use a talent with the plant keyword, you may make plants grow or move instead of dealing damage. If you do, the plant grows and/or moves a number of feet equal to the talent's damage in each square it affects.

If you have a talent with the Plant keyword, you may use the talent with an action point to spontaneously grow a plant to full maturity from a seed or sapling, provided the full grown version would fit in the talent's area of effect. This negates all other effects of the talent.

Poison (Keyword)

Poisons created by the poison keyword are extremely volatile and evaporate to uselessness almost immediately. You cannot harvest poisons created by this keyword.

Radiant (Keyword)

You can spend radiant damage to create a sustained light. The light lingers a full minute per point spent, and lights the specified well and an area five times the size of the specified area poorly centered on the initial area. You may sustain this effect as a free action.

You can recharge a power stone using the Radiant keyword by holding it in your bare hand for 8 hours. You can be doing other things while doing this, it just means that one hand is occupied.

Attacks that deal only Radiant damage can be used through clear glass and other wholly transparent substances.

Shadow (Keyword)

Talents with the shadow keyword can be used to reduce lighting in the squares they affect instead of dealing damage. Any square where damage would be dealt, the lighting is reduced by one category per 4 successes (from good to faint to none). The action cost to do this is the same as the talent. You may sustain this effect as a free action.

If you have a talent with the Shadow keyword, you can give your Mental Assault and Physical Strike attacks the Shadow keyword. This replaces the Weapon or Vocal keyword.

Slicing (Keyword)

Slicing damage is generally delivered by blades of some sort.

Sonic (Keyword)

Powers with the sonic keyword generate loud sounds that are localized to the immediate area. Any creature within (that creature's Perception in range increments) of the edge of the area of effect will hear the sound.

Attacks that deal only Sonic damage double their range and areas when used underwater.

Spirit (Keyword)

Talents with the Spirit keyword can be used to heal yourself and allies. You can heal yourself or an adjacent ally A dice equal to your Empathy composure as a Major action.

Teleport (Keyword)

Talents with the teleport keyword move creatures from one place to another instantaneously without having to cross the intervening space. Teleporting creatures always take anything they are wearing or carrying with them when they teleport.

Some talents let you teleport targets other than yourself. You can also target objects with these talents and teleport them in the same manner (the Guide has defenses for inanimate objects in the Guide's Miscellany) but if they are held by a creature, use the higher defense of the creature or the object instead. The creature is teleported with the object if you are successful.

Attack talents that teleport enemies upon a successful hit can also be used to teleport allies. Willing allies can be teleported without rolling to hit. For more information, see Teleport Movement, page 20.

Temporal (Keyword)

Talents with the temporal keyword can be used to affect time around you and the target area in subtle ways.

Temporal talents can be used to reverse or accelerate time on mundane objects in a small scale: restoring a note that was burned to ash within the last Success minutes, causing a pot of water on a flame to boil in Success fewer minutes, and so forth. The lost or gained time must be restored by the caster before this ability can be used again. To restore the time, the caster must enter a state where they are frozen in time for an equal duration. They are effectively paralyzed and cannot act in any way during this time, but can be affected by others normally.

Transform (Keyword)

You can always use talents with the transform keyword while polymorphed.

Water (Keyword)

Whenever you use a talent with the water keyword, you may make the area slippery instead of dealing damage. If you do, each affected square has its rough terrain values increased by 1 for every 4 successes as a water bonus for the next Success minutes.

Water talents can also be used to counteract fire damage instead of dealing damage. If you prepare the action to be used as a response to the attack, you may reduce the fire damage to any target that normally could be targeted by the water talent you use by the amount of damage the water talent would normally do.

If you have a talent with the Water keyword, you may use the talent with an action point to spontaneously cull water from the air within the talent's area of effect equal to a number of gallons equal to the damage the talent would normally deal. This negates all other effects of the talent.

Weather (Keyword)

Talents with the weather keyword temporarily change the weather in the immediate area, creating dense clouds in the area directly above the talent.

You can use this to make an area overcast, summon a raincloud, or generate a gentle breeze.

If the weather is already inclement, you can shift it one category from its current state. The precipitation quantity categories are dry, misting, sprinkling, raining, pouring, torrential downpour. The precipitation categories are warm rain, cool rain, hail, snow.

This meteorological aberration is temporary, however, and will dissipate over the matter of a number of minutes equal to your Savvy. At this point, if you are still focusing on the weather, you may spend an action point to adjust it an additional category for a number of minutes equal to your Savvy. Once that is over, it return to the first adjustment for Savvy hours before returning to the weather's initial state.

Web (Keyword)

Talents with the web keyword can create intricate webs of sticky silk. As a maneuver action, you can create a line of silk up to Genius squares long and attach it to something in a square you are in. The silk will support up to Genius cubed pounds, but is anchored in place. Cutting the silk will make it useless as it will fall into a pile, sticking to itself.

By spending an action point, you can create a wall of web up to Genius feet by Genius feet per minute you spend crafting it (you must be able to reach the points you intend to anchor it against, however). For example, a creature with a Genius of 5 could spend 4 minutes to create a 20 foot by 20 foot wall of webs. Creatures attempting to pass through it will have to make a Nimble check against your Craft roll or else be immobilized, save ends.

Web created by these abilities have a wounds pool equal to your Brawn and damage reduction Brawn, but are vulnerable to fire and heavy blades.

Wind (Keyword)

Talents with the wind keyword can move objects around instead of dealing damage. You can levitate an object up to (the damage the talent deals x 2) lbs, up to a number of squares per round equal to your Empathy.

You may double the weight lifted if you quarter the speed. You may also double the weight if you just push an object that has low friction instead of lifting, such as pushing a box across a wooden floor or smooth stone or tiles. You may double the speed if you quarter the weight as well.

If you don't focus the wind to intentionally move objects around, smaller objects will be affected by the push, pull, or slide effect of the wind talent (the Guide has defenses for inanimate objects in the Guide's Miscellany).

Areas of water affected by talents with the Wind keyword form waves to a maximum height of damage x 2 in feet, to a max of half the depth of the available water.

You may also use a wind talent to affect the wind level in the immediate area in the same manner as the Weather keyword can affect precipitation. The wind categories are still, gentle breeze, strong breeze, light gale, strong gale, heavy gale, windstorm, hurricane level 1, 2, 3, and so forth (these are increments of 10mph wind speeds). Doing so is a Major action, and will shift the weather in Melee Empathy one category. You can only adjust by a single category, though multiple characters working together could effect more change. If you are endeavoring to change the direction of the wind, you have to reduce to still before increasing wind in another direction.

At the lowest hurricane level, all creatures and objects in the area are being attacked at B vs. Strength, pushed 1 square for each 2 Edge each round. Each level of hurricane above that upgrades the roll by another B die.



RITUALS

Rituals are spells that the non-martial power sources have access to. Rituals are not always reliable, and often have a cost of material components to be able to use them. Each ritual has a specific skill that is used to cast it. That skill is the dice pool for casting rituals.

The following talents are used to learn rituals. You can take Novice Ritual Casting more than once, each time you must choose a different Ritual Skill.

You cannot pick Rituals from a power source you have no talents in. For instance, some Lore Rituals are Elemental and some are Arcane.

Novice Ritual Casting (Rituals. Tier 1) – Perk, Choose a Ritual Skill: Learn 2 Rituals from the chosen skill. You may take this talent more than once. Each time it must be for a new Ritual Skill.

Intermediate Ritual Casting (Rituals. Tier 2) – Perk: Learn 1 new Ritual from a skill you have Rituals in. Learn an additional Ritual at level 6, 12, and 18.

Advanced Ritual Casting (Rituals. Tier 3) – Perk, You are at least level 3: Learn 1 new Ritual from a skill you have Rituals in. Learn an additional Ritual at level 3, 9, and 15.

Expert Ritual Casting (Rituals. Tier 4) – Perk, You are at least level 7: Learn 1 new Ritual from a skill you have Rituals in. Learn an additional Ritual at level 1, 5, 10, and 20.

Master Ritual Casting (Rituals. Tier 5) – Perk, You are at least level 11: Learn 1 new Ritual from a skill you have Rituals in. Learn an additional Ritual at level 2, 8, 13, 16, and 19.

Supreme Ritual Casting (Rituals. Tier 6) – Perk, You are at least level 15: Learn 1 new Ritual from a skill you have Rituals in. Learn an additional Ritual at level 4, 7, 11, 14, and 17.

Casting Rituals

To use a ritual, roll the skill (specified in the talent that let you learn the ritual) upgraded by the number of rituals you have from that skill vs. the ritual DT. The ritual DT is the number after the ritual type in the ritual title bar.

Ritual roll = dice pool ↑ number of rituals of that skill

Some rituals have multiple Ritual Skills that can be used to cast them. You may use any of those Ritual Skills to cast them. However, you can only upgrade by the number of rituals you have of the dice pool you are rolling for.

Miscasting

Attempting rituals that are too difficult is risky, as a miscast can be inconvenient or even quite disastrous. If you fail the ritual check by more than the Ability Score tied to that ritual's skill, you have miscast the ritual, it is treated as a Total Failure, even if you had any dice that were not blank.

The Guide may rule that instead of damage, the failure causes some other magical mishap related to the ritual itself. For example, a transformation spell that is miscast might turn the caster into a bunny for a set amount of time.

Ritual Costs

The cost of a ritual is only spent if the casting is successful, or if the ritual is miscast. Ritual costs are listed with monetary cost for the components and weight so you can easily track what you are carrying. These are not optional costs.

Ritual Actions

Many rituals have action costs that are greater than any power. Rituals that have an action cost with a multiplier next to it can be reduced to a single action of that type with the use of an action point, just as a Timed Action could.

Some rituals take other types of actions such as rounds, minutes, hours or even days. These rituals cannot be reduced by an action point to a single action of that type.

Rituals Summarized by Skill

Each ritual can only be cast by using certain skills. We group them all here with short summaries for quick reference.

Craft Rituals (Arcane)

Updraft (2) - wind lifts you upward
Arcane Light (3) - sustainable bright light
Erudin's Erasure (3) - erase or hide text
Echolocation (4) - gain echolocation
Air Armor (5) - gain a defensive bonus
Amplify Sound (5) - decrease listen DT by 10
Arcane Forging (5) - create a simple object
Arcane Mending (5) - mend a broken object
Brisk Wind (5) - quick breeze in a medium area
Whispered Sound (5) - send a message silently
Erudin's Magical Cipher (6) - scramble text
Lifting Wind (6) - levitate some small objects
Decipher Language (6) - speak or read 1 language
Silence (7) - create a bubble of silence
Vigilant Sentry (7) - implement warns against intrusion
Tillian's Airwalking (8) - walk through the air
Hurricane (9) - wind damages and moves creatures
Arcane Divination (9) - answer one basic question
The Black Knight of Eruphin (9) - animated armor helps you
Flight (11) - fly yourself through the air
Air's Embrace (12) - gain a slow hover speed
Group Flight (14) - fly yourself and a few allies

Customs Rituals (Divine)

Calm the Spirit (3) - social bonuses vs. the target
Divine Flames (3) - imbue fire on a weapon
Energize Spirit (3) - heal and aid adjacent allies
Aura Warning (5) - detects magic of certain types
Divine Light (5) - sustainable bright light
Faith Unfailing (5) - temporary skill bonus to ally
Purify (5) - make food and drink edible
Read Dreams (5) - view the dreams of others
Samman's Basic Divination (5) - find water or treasure
Weatherproof (5) - defense against the weather
Dedicate (7) - dedicates a site to your deity
Divine Mantle (7) - heal yourself and nearby allies
Dream Invasion (8) - you speak via the dreams of another
Holy Water (8) - create holy water using an altar
Restore Vigor (8) - heal a single ally a large amount
Sending (8) - send distant messages
Divine Aspect (9) - speak with power from your god
Samman's Spell of Constant Flight (9) - sunlit flight
Luma's Gentle Repose (10) - enhance healing of sleeping ally

Durability Rituals (Elemental)

Stoneskin (3) - increase your physical health
Sense Vibrations (4) - gain vibrosense
Commune with Stone (5) - gauge stone stability
Cull Water (5) - cull water from humidity or dampness
Create Homunculus (6) - puny creature helps you
See Through Stone (6) - see through layers of stone
Shifting Earth (6) - shake earth or damage stone structures
Stoneshaping (7) - carve, move, or sculpt stone
Granite Carapace (7) - slower, stronger Stoneskin
Self Propelled Exploding Boulder (8) - throw a boulder at a foe
Stoneshifting (9) - phase through stone & earth

Entertain Rituals (Divine)

Calm the Spirit (3) - social bonuses vs. the target
Energize Spirit (3) - heal and aid adjacent allies
Clean (5) - cleans and polishes items
Glowing Lights (5) - a soft light illuminates the area
Messenger (5) - send a tiny object by animal
Remembered Song (5) - save a song to play later
Resplendent Repose (6) - enhance healing of sleeping ally
Restore Vigor (8) - heal a single ally a large amount

Lore Rituals (Arcane)

Arcane Light (3) - sustainable bright light
Spell of Distraction (3) - distract some creature
Febbit's Swift Feet (4) - you and allies move faster
Perrin's Prestidigitation (4) - float a very light object
Wizard's Binding (4) - command ropes to move
Arcane Sight (5) - 360 vision from implement
Concealment (5) - hide away an object
Cull Water (5) - cull water from humidity or dampness
Eye Theft (5) - see through another creature's eyes
Icy Item (5) - create an object out of ice
Mage's Guise (5) - a quick, simple disguise
Animate Water (6) - sustainable water animation
Create Homunculus (6) - puny creature helps you
Frostlight (6) - create a glowing icy sphere
Levitate Object (7) - levitate a light object
Control Currents (7) - control nearby water flow
Faerie Flight (7) - grow wings and hover in the air
Winter's Grace (8) - mobility over snow and ice
Arcane Divination (9) - answer one basic question
The Black Knight of Eruphin (9) - animated armor helps you
Major Animate Water (9) - large scale water animation
Water Breathing (9) - you and allies breathe water
Soothing Mist (10) - heal the composure of several targets
Telekinesis (10) - levitate a heavy object quickly
The Inescapable Location (15) - a horrible curse

Nature Rituals (Divine)

Frog Jump (4) - jump incredible distances
Create Shelter (5) - create a natural shelter
Detect Life (5) - gain a snapshot of nearby lifeforms
Detect Poison (5) - determine if target is poisoned
Find Familiar (5) - find a familiar or companion
Glowing Lights (5) - a soft light illuminates the area

Jaffer's Sensing (5) - find nearby lifeforms
Messenger (5) - send a tiny object by animal
Primal Grace (5) - gain balance bonuses
Primal Grip (5) - gain climb bonuses
Leave No Trace (5) - make your party hard to track
Alter Form (7) - change your subtype
True Mark (7) - mark a target so you can track it
Nature's Sentry (8) - your implement keeps watch
Animal Shape (8) - change into an animal
Shapechange (12) - polymorph into another creature

Precision Rituals (Elemental)

Updraft (2) - wind lifts you upward
Febbit's Swift Feet (3) - you and allies move faster
Set Alight (3) - light many small flames around you
Sorren's Incendiary Cantrip (3) - focused flames
Blazing Aura (4) - an aura of flame surrounds you
Echolocation (4) - gain echolocation
Air Armor (5) - gain a defensive bonus
Amplify Sound (5) - decrease listen DT by 10
Blazing Light (5) - sustainable bright light
The Torrid Conveyance (5) - transfer heat
Warmth (5) - defend against cold or wet weather
Weatherproof (5) - defense against the weather
Whispered Sound (5) - send a message silently
Lifting Wind (6) - levitate some small objects
Control Flames (6) - sustainable fire animation
Silence (7) - create a bubble of silence
Blazing Speed (7) - you run incredibly fast
Dream Invasion (8) - you speak via the dreams of another
Shroud of Flames (8) - you are surrounded by flames
Tillian's Airwalking (8) - walk through the air
Hurricane (9) - wind damages and moves creatures
Flight (11) - fly yourself through the air
Pyre Flight (11) - soar in the air on wings of flame
Air's Embrace (12) - gain a slow hover speed
Group Flight (14) - fly yourself and a few allies

Trickery Rituals (Supernatural)

Tabeya's Silencing (3) - silence yourself and others
Tabeya's Improved Sight (4) - gain heat vision
Concealment (5) - hide away an object
Conjure Item (5) - create a simple temporary item
Desiccated Visage (5) - corpse disguise
Eye Theft (5) - see through another creature's eyes
Flevin's Attaching (5) - glue a small item
Imperfect Reflection (5) - illusionary reflection
Marith's Minaturization (5) - you and allies shrink very small
Supernatural Light (5) - sustainable soft light
Tabeya's Dark Torch (6) - black flame extinguishes fire
Alter Form (7) - change your subtype
Create Undead (8) - create an undead creature
Faerie Flight (7) - grow wings and hover in the air
Animal Shape (8) - change into an animal
Invisibility Cloak (8) - turn invisible but move slowly
Dregar's Wall of Bones (9) - creates undead wall
Garbletongue (9) - target is hard to understand

False Sight (9) - target's perception is tainted by your lies
Decoy (11) - mislead your foes with illusory decoys

Air Armor	Precision Ritual 5
<i>A rush of high air pressure around you deflects incoming attacks.</i>	
Elemental ♦ Air, Wind, Stance; Maneuver: You gain a +3 bonus to your physical defenses.	

Air's Embrace	Craft or Precision Ritual 12
<i>The air sweeps you up and keeps you aloft.</i>	
Arcane or Elemental ♦ Air, Wind, Stance; Sustain Maneuver: You gain a hover speed of Dexterity.	

Alter Form	Nature or Trickery Ritual 7
<i>You shimmer and change into a different kind of Humanoid.</i>	
Divine or Supernatural ♦ Transformation; Sustain Maneuver, If you exceed the check by 4, Sustain Free instead: Success creatures polymorph into another creature of the same Type, Origin and size. Whenever a target rests, the effect on it ends.	

Amplify Sound	Precision Ritual 5
<i>You make it easier to hear sound that is far away.</i>	
Elemental ♦ Air; Sustain Major: You gain upgrades to listen checks equal the amount you surpassed this check by.	

Animal Shape	Nature or Trickery Ritual 8
<i>You shimmer and change into an animal.</i>	
Divine or Supernatural ♦ Transformation; Sustain Maneuver, If you exceed the check by 4 Sustain Free instead: You polymorph into a creature of Natural Origin. When you rest, the ritual ends.	

Animate Water	Lore Ritual 6
<i>You gesture at the water and it lifts into the air, moving at your whim.</i>	
Elemental ♦ Water; Major x2, Sustain Free: Animate Success square units of water into intricate shapes. The area is rough terrain Lore Ranks. You gain the following ability.	
Elemental ♦ Attack, Water; Major: Roll vs Physical on a target in Melee of the water. Impaired targets are slowed, save ends.	

Arcane Divination	Lore Ritual 9
<i>Your pen hovers for a moment, then points the way.</i>	
Arcane or Divine ♦ Divination; 5 minutes, Cost (120gp value, 1lb: A sheet of parchment and gold ink): Write a question on the sheet with a pen (not expended). The pen points at the answer, using your ritual check as a knowledge roll for the most applicable knowledge check. The ritual values lore, so if a goal is unclear, it will assume knowledge is the primary goal.	

Arcane Forging	Lore Ritual 5
<i>You crush the gem beneath your staff, and suddenly it reforms into...</i>	
Arcane ♦ Transmutation; Major, Cost (Variable value and weight; A power stone): You create an item of one tenth or less of the value of the power stone destroyed. The item cannot weigh more than Success times the power stone itself. The item may be any material, but must be of a kind the caster has seen and touched.	

Arcane Light	Lore Ritual 3
<i>Your implement glows with a steady light, illuminating the darkness.</i>	
Arcane ♦ Radiant; Sustain Free, Choose a handheld object: The chosen object acts as a soft light source. If your Craft Ranks exceed 2, you may focus the light as an adjacent area of the same size. If your Lore Ranks exceed 2, enemies struck by the light have a -1 penalty to saves. You may increase the DT by 3 before casting this ritual. If you do, the light is bright instead of soft.	

Arcane Mending	Lore Ritual 5
<i>The cracks in the object beneath your orb seal themselves right up.</i>	
Arcane ♦ Transmutation; Choose a damaged object or mechanical creature: You mend Success + 1 scratch damage on the target. If the item is magical, add the item's craft DT to the difficulty of this ritual. You may use an action point to heal wound damage instead of scratch damage.	

Arcane Sight	Lore Ritual 5
<i>Your senses are supplemented by your implement's piece of soul.</i>	
Arcane ♦ Sense; Sustain Free, Choose a handheld object: You gain sight using your current vision types in 360 degrees around your chose object, no matter where it is.	

Aura Warning	Customs Ritual 5
<i>You crush the gem beneath your foot, and suddenly it reforms into...</i>	
Divine ♦ Sense; One hour, Cost (4gp, 1lb; A 2gp power stone, glass wire, silver bell): This spell creates a small device that watches for magic of X specified keywords within visual range of the object for a number of hours equal to the check roll. X is 1+half your successes. A magic keyword can be a non-Martial power source, or a keyword. If there is an effect of one of the keywords specified within visual range (even if it is invisible), the bell will ring loudly. You may use a larger power stone to increase the range or duration proportionally.	

The Black Knight of Eruphin	Craft or Lore Ritual 9
<i>A black armored figure makes ghostly whispers through the slotted helm shrouding its horrid visage.</i>	
Arcane or Supernatural ♦ Fear, Evocation; Major x2, Cost (150gp value, 50lb: Black longsword and platemail that are not consumed; 10gp, 1lb, 1 vial of dragon's blood, a blade of grass a king has touched, grave dust): The suit of armor gets, picks up the sword, and defends a target of the caster's choosing. The Black Knight has health and defenses equal to the caster's, and an attack dice pool equal to the skill used for this ritual. It will attack anyone who comes within 2 squares of the target.	

Blazing Aura	Precision Ritual 4
<i>An aura of fire surrounds you, burning any creature that gets too close.</i>	
Elemental ♦ Fire, Stance; Major: At the end of your turn, you deal Dexterity fire damage to each adjacent enemy. You are slowed 2. The flame acts as a soft light source.	

Blazing Light	Precision Ritual 5
<i>A glowing ball of flames hovers above your hand, lighting your way.</i>	
Elemental ♦ Fire; Sustain Free: You conjure a ball of flame that hovers in your square. The flame acts as a soft light source. You gain the following ability.	
Elemental ♦ Attack, Water; Major: Throw the ball. Roll vs Physical at a foe in 2 range increments. The ritual ends.	

Blazing Speed	Precision Ritual 7
<i>You blaze across the ground, leaving a hot trail of dust behind you</i>	
Elemental ♦ Fire, Stance; Sustain Free, Engage 2 dice, You shifted at least 3 squares since the beginning of your last turn: Gain a Dexterity bonus to your base speed. When you use Shift, shift 2 squares. +1 dodge bonus to defenses.	

Brisk Wind	Lore Ritual 5
<i>A heavy wind buffets the area, whirling light objects about.</i>	
Elemental ♦ Air, Wind, Attack; Maneuver, Repeat Free: Roll vs Physical on each foe in an area 4. Deals half damage on hit.	

Calm the Spirit	Entertain or Customs Ritual 3
<i>You reach out to soothe the spirits of another being.</i>	
Divine or Elemental ♦ Spirit; Major: Roll vs Social on a foe in 2 range increments. Affected target gain a Social - 2 penalty to social defenses and ↓1, save ends. This effect ends if you or a perceived ally deals any wound damage to the target.	

Clean	Entertain Ritual 5
<i>Suddenly the wooden floor around you is totally spotless</i>	
Divine ♦ Conjunction; Full, Cost (4gp, 0.5lb; Beeswax, a bit of the object to be cleaned): Polish and clean all objects of the same substance as the component within Melee X. For instance, if you use a bit of iron filings, all iron and steel surfaces in the area would be polished and cleaned. Use a bit of wood to polish up a wooden floor. X is successes + 1.	

Commune With Stone	Durability Ritual 5
<i>Place your palm on the stone's surface, and come to understand it better.</i>	
Elemental ♦ Earth; Full, Touch stone: You gain a sense for the stability and consistency of the stone within X range increments. This reveals type and quality of the stone, as well as fault lines in the affected area. Upgrade any Craft checks you make on the stone by the amount you passed it by. Reduce Soak for the stone by half your successes for the next 5 minutes. This ritual will not give you a map of nearby caves, but a feel for the kind of caves.	

Concealment	Magic or Trickery Ritual 5
<i>You hide an object in a secret dimensional pocket.</i>	
Arcane or Supernatural ♦ Conjunction; Cost (4gp value, 2lb: A silk bag, a glass lens, moth dust): You cause an item of up to Xlbs to vanish. It is stored away in an extradimensional portal attached to a normal pocket or bag of the caster's choosing. When the caster or any other person chosen by the caster during casting reaches into the pocket with an open hand, the item will reappear in that hand. X is your successes + 1. You may increase the DT by 4 to conceal it in a creature's palm instead.	

Conjure Item	Trickery Ritual 5
<i>You can summon a temporary object in time of need.</i>	
Supernatural ♦ Conjunction; One minute: You summon an item out of thin air. The item is a duplicate of a solid item of up to Xlbs. The item must be of a kind that the caster has seen and touched and has no moving parts with a value no greater than Trickery GP. Detect Magic DT equal to the amount you surpassed this check by reveals that the item is temporary magic. The item vanishes after X minutes. X is your successes + 1.	

Control Currents	Lore Ritual 7
<i>You adjust the flow of water around you to better suit your needs.</i>	
Elemental ♦ Water; Major, Sustain Free: You can control the flow of water within 1 range increment. Your successes can be negatively or positively to swim and boat navigation DTs for those within the range. You can increase or decrease the speed of the current to a maximum number of squares per round equal to five times the number you made the check by. For each 4 points you exceed the check by, you may add one range increment.	

Control Flames	Precision Ritual 6
<i>You gesture at the flame and it takes on shape, moving at your command.</i>	
Elemental ♦ Fire; Major, Sustain Free: You can animate a Chain Success + 1 of existing flames into intricate shapes. Flames must continue to be connected to some fuel source to be sustained for more than a round in that shape. You can use any flame colors naturally occurring in that fire. You gain the following ability.	
Elemental ♦ Fire; Maneuver: Roll vs Physical against a creature adjacent to the flames. Deals half damage on a hit.	

Create Homunculus	Durability or Lore Ritual 6
<i>You create a small golem that follows your commands.</i>	
Arcane or Elemental ♦ Earth; 5 minutes, Cost (1sp value, 5lb: A lump of clay, powdered power stone): You create a homunculus construct you command that counts as 0-value companion gear (see page 103). It can carry 1lb easily, slowed X for Xlbs more.	

Create Shelter	Nature Ritual 5
<i>The plants and rocks temporarily rearrange themselves to accommodate you and your allies for the night.</i>	
<p>Divine ♦ Nature; One minute, Cost (4gp of naturally occurring fruits and herbs): An area Success becomes a shelter suitable for sheltering the caster and a number of allies Success + 1. The interior is naturally warm and dry. If you surpass the DT by 2, the sleeping areas contain mossy blankets equivalent to sleeping bags. If you surpass the DT by 4, a small natural spring appears in the center of the shelter for the duration with Success gallons of water. If you surpass the check by 6, a table appears in the center of the shelter stocked with food (natural vegetarian fare) for Success + 1 allies. The shelter is concealed from outside to all but the caster and allies the caster touches, with a Perception DT equal to your roll. The area remains shelter for up to 8 + Success hours, at which point it returns to its natural state over the course of one minute, revealing all its occupants now on open ground.</p>	

Create Undead	Trickery Ritual 8
<i>You assemble some body parts and create an undead thing.</i>	
<p>Supernatural ♦ Necromancy; The DT of this ritual is actually 2 + the ability score points for the creature being created. This ritual takes a number of hours equal to the creature's ability score points, Cost (Sufficient whole body parts to create the undead type, 10gp of components per ability score point of creature being created): You create an undead creature. This ritual can be used to raise or replace a fallen undead companion, but only one of the same type. If this ritual is not used to raise or replace a fallen undead companion, the raised creature won't necessarily be obedient to you.</p>	

Cull Water	Lore Ritual 5
<i>You can pull water from the air around you.</i>	
<p>Elemental ♦ Water; Major, Sustain Major: You cull clean water from humid air, dirty water, damp earth, or other similar source. If there is no water to cull, this ability has no effect. You cull a number of gallons of water up to your total roll. You may coalesce the water anywhere within 1 range increment.</p>	

Decipher Language	Lore Ritual 6
<i>Bits of the language suddenly become clear.</i>	
<p>Arcane ♦ Divination, Stance; One minute, Sustain Maneuver: Your mind is opened for up to one hour. If within that time you encounter a real language you don't know, you can now understand it. If your roll is more than 4 greater than the check, you can also speak it if it has been spoken to you, or write it if you have read it. This does not allow you to immediately understand ciphers, though you understand the base language the cipher uses, you still need to figure out the code itself.</p>	

Decoy	Trickery Ritual 11
<i>You seem to go one way when in fact you went another.</i>	
<p>Supernatural ♦ Illusion; Move x4: You and up to Social large or smaller creatures turn totally invisible and illusory doubles appear in their place. You can command the doubles mentally as a free action, you may have them perform any simple action you can use, though everything they do is illusory. The doubles vanish and the invisibility ends after Success + 1 rounds, when you or any of the other creatures makes an attack action, or when a double would be hit with an attack (they have the same defenses as the real versions of them do).</p>	

Dedicate	Customs Ritual 7
<i>You build a shrine to your deity.</i>	
<p>Divine ♦ Radiant; 2 hours: You convert one adjacent altar. It must be in a site presentable in a manner suitable to your deity and either undedicated or dedicated to another deity but desecrated. The location is now dedicated to your deity and is considered holy ground. Patrons of that deity gain a +1 holy bonus to all active and passive skill checks, attacks, damage, defenses and saves while within 6 squares of the square dedicated. This is permanent, until the site is desecrated or wholly destroyed.</p>	

Desiccated Visage	Trickery Ritual 5
<i>You appear horribly decayed. You look like a fate worse than death.</i>	
<p>Supernatural ♦ Illusion; Major: One willing or unconscious creature you touch looks like a gruesome corpse for 24 hours. The target gains a +6 circumstance bonus on disguise checks to look like a zombie or corpse, and a -6 circumstance penalty to all other disguise and Appeal-related checks.</p>	

Detect Life	Customs Ritual 5
<i>You concentrate, your senses picking up even the faintest signs of life.</i>	
<p>Elemental ♦ Spirit; Maneuver, You may spend an action point to increase your accuracy. If you do, your range doubles, and the number of targets quadruples. Also, you learn the status of the targets: You get an instantaneous snapshot of the largest living creatures within 2 range increments, even ones not in your line of sight. You detect up to Empathy + Success creatures. Assuming they are the same size, you will detect the closest creatures first. You will also detect both creatures you already see (<i>but not yourself</i>) as well as concealed or invisible creatures. This gives you a snapshot of their locations and general size, but will not allow you to know who or what they are. This ability cannot detect undead or constructs.</p>	

Detect Poison	Nature Ritual 5
<i>You investigate, ascertaining any poisonous substances.</i>	
<p>Divine ♦ Divination, Nature; Maneuver: You determine if one creature, object, or Adjacent area 2 contains poison. With a Nature check equal to the poison's DT, you can ascertain the type of poison. See Nature for determining antidotes.</p>	

Divine Aspect	Customs Ritual 8
<i>Your god's form settles upon you as you speak with their voice.</i>	
<p>Divine ♦ Chastisement, Stance; Maneuver, Sustain Free: Your voice carries to anyone with line of sight to you. You gain a +2 bonus to social skill checks. The area and range of your Thunder and Vocal talents and rituals expand by your Successes.</p>	

Divine Flames	Customs Ritual 3
<i>An ally's weapon carries the strength of your god to bear on your foes.</i>	
Divine ♦ Aid, Fire, Stance; Maneuver, Sustain Maneuver: One weapon held by you or an adjacent ally deals an additional fire damage of half of 1 + your successes until your next turn ends. The weapon acts as a dim light source.	

Divine Light	Customs Ritual 5
<i>Light from a holy symbol illuminates the shadows and blinds your foes.</i>	
Divine ♦ Aid; Full, Sustain Free: You and each ally in Melee Social get a +1 bonus to defenses and Soak 1 for one turn. Your holy symbol acts as a bright light source. If the ritual ends, the light vanishes at the end of the next turn.	

Divine Mantle	Customs Ritual 7
<i>The mantle of your god settles on you momentarily, and a pillar of light descends upon your allies, soothing their wounds.</i>	
Divine ♦ Healing; Full: You and each ally in Melee Social heal Customs Ranks + Successes composure.	

Dream Invasion	Customs or Precision Ritual 8
<i>You enter the dreams of another being, able to impart knowledge.</i>	
Divine or Supernatural ♦ Phantasm, Stance; Major, Cost (50gp value, handmirror; live cricket, burnt wood, two identical gems): You speak the name of the target. You immediately fall asleep. If the creature whose name was spoken is asleep, you become part of their current dream. Both of you are able to communicate with each other. The dream will be remembered by both parties. The stance ends when the target awakens, if you are moved by an outward force, or when you make a DT 9 Durability check with upgrades equal to the amount you surpassed the ritual by.	

Dregar's Wall of Bones	Trickery Ritual 9
<i>The bodies rise up unnaturally, intertwining as new joints and sinew grow, creating a grotesque and deadly barrier.</i>	
Supernatural ♦ Necromancy; 1 hour per square, Cost (A brain or two 3gp gems per square, one small corpse per square or one medium corpse per two squares): You create an animated wall of immobilized undead corpses in a chain of 1 + Success. Each square of the chain is fodder grade. The wall has the following attack power using your stats:	
Supernatural ♦ Necromancy, Necrotic, Undead; Full: Roll vs Physical against each creature in Melee 2 of the wall.	

Echolocation	Lore Ritual 4
<i>You gain echolocation, you see terrain with astonishing clarity.</i>	
Elemental ♦ Sense, Air; Move x2, Sustain Free: You gain echolocation in addition to any other vision types you may have. Your echolocation range is Mental plus Success.	

Energize Spirit	Entertain or Customs Ritual 3
<i>Your enthusiasm is contagious.</i>	
Elemental ♦ Spirit, Aid, Healing; Major: You and each ally in area are healed Social physical composure and gain ↑X until your next turn ends where X is your successes divided by 4.	

Erudin's Erasure	Craft Ritual 3
<i>You gesture at the page and it is suddenly blank.</i>	
Arcane ♦ Transmutation; Full, Cost (2cp value, 0.1lb; ashes and tree sap): One page written in ink, charcoal or like implement is erased completely, no trace of the writing that was on the target page (not even indentations). This spell can be localized to erase a single word, phrase, or paragraph. This spell will not work on an area of text or drawing that is larger than the caster. When you cast this spell, you may instead hide the text with a DT of 11. It works the same, except no one but you is able to read it.	

Erudin's Magical Cipher	Craft Ritual 8
<i>The writing that was scribbles suddenly becomes clear through the lens.</i>	
Arcane ♦ Transmutation; 1 hour, Cost (2gp value, 1lb, 1 clear crystal, handful of ant or termite nest dirt, plus an optional unique component of 1gp or more value): A total of Result pages become impossible to read. The text may only be read through the crystal (not consumed). Crystals prepared using the same optional component will decipher any text scrambled by castings using that component.	

Eye Theft	Lore or Trickery Ritual 5
<i>You can see through another creature's eyes.</i>	
Supernatural ♦ Sense, Nonviolent; Maneuver, Sustain Free: Roll vs Mental on a creature within one range increment. On success, your vision is now the vision of the target creature. You cannot see from your own eyes, but you see everything the target creature sees. The target can still see normally. If you miss, the target notices you casting this ritual, otherwise the target does not notice. You are considered to have line of sight to the target.	

Faerie Flight	Lore or Trickery Ritual 7
<i>Gossamer wings sprout from your back and you can hover in the air.</i>	
Arcane or Supernatural ♦ Transmutation, Stance; Major x2, Cost (A pair of faerie wings or two live butterflies, 10gp value): You gain a hover speed of Empathy or Genius. If you use an attack power or a ritual, the stance ends.	

Faith Unfailing	Customs Ritual 5
<i>You sprinkle holy water on the faithful and utter an inspired prayer.</i>	
Divine ♦ Aid; Major x2, Cost (A flask of Holy Water, 4gp value): One creature you touch whose alignment matches your deity treats any natural roll of a blank die as a single success. This boon fades after Empathy minutes, and will only work on up to 1 + Success skill rolls.	

False Sight	Trickery Ritual 9
<i>Until the target sleeps again, it sees what you wish it to see.</i>	
Supernatural ♦ Sense; Full, Sustain Free, Cost (snake eyes and a silken hood, 10gp value, 1lb): Roll vs Mental on one sleeping creature in Melee. On success, the vision of the target is tainted by whatever you tell the target until the next time the target falls asleep. While the target is still sleeping you may specify up to three things the target will believe they are seeing. The target's perception will be changed to see those statements as their reality. The only changes will be the specific statements you make. Every minute the target is awake, you may make a new statement to the target if you are in Melee 1. Whenever you contradict yourself or someone else contradicts one of your statements, the target may make a save to break the spell. The save target is increased by half your successes.	

Febbit's Swift Feet	Lore or Precision Ritual 3
<i>Your feet become a blur.</i>	
Arcane or Supernatural ♦ Transmutation; Maneuver: You or one ally in Melee gains a Dexterity or Genius bonus to base move speed. This effect ends when the target moves less than 8 squares during a round.	

Find Familiar	Nature Ritual 5
<i>You go into a secluded place to find a familiar.</i>	
Divine ♦ Nature; 2 hours: You gain a familiar. The type will depend on the kind of area you went to find it. This ritual can be used to replace a fallen familiar.	

Flevin's Attaching	Trickery Ritual 5
<i>You place an object up against another. The item is now firmly attached.</i>	
Supernatural ♦ Force; Maneuver: One object of weight equal to 1lb plus the amount you surpassed this check by is firmly attached to the other object by whatever surfaces are touching. The athletics DT to separate them is equal to 1,1 plus your excess success and Edge.	

Flight	Lore Ritual 11
<i>You soar up into the air with the greatest of ease, more at home there than on the ground.</i>	
Elemental ♦ Air, Stance, Wind; Major x2, You must not be touching the ground: You gain a fly speed of Genius. If you touch the ground, this stance ends.	

Frog Jump	Nature Ritual 4
<i>You leap immense distances with a single jump.</i>	
Supernatural ♦ Transmutation; Maneuver, Cost (A 1 gp spring or a pair of frog legs): Use a Nature ritual check instead of an Athletics check as a Jump check for a number of rounds equal to the amount you surpassed this check by.	

Frostlight	Lore Ritual 6
<i>You form an icy sphere from the water in the air, glowing with a soft light.</i>	
Elemental ♦ Water, Ice; Maneuver: You create a fist-sized sphere of ice glowing with a soft light. The sphere has Brawn hit points plus Success. The sphere is immune to cold damage. The light fades when it is destroyed or when it melts. Held in a warm hand or at room temperature, the sphere takes 1 point of heat damage per hour. The sphere melts twice as fast in direct sunlight.	

Garbletongue	Trickery Ritual 9
<i>You scramble a creature's speech.</i>	
Supernatural ♦ Language; Maneuver: Roll vs Social on a target within 1 range increment. Affected foes lose the ability to speak languages, save ends. This adversely affects the ability for creatures to understand them (see Vocal (Keyword), page 15). The save DT is the greater of your save DT and your successes.	

Glowing Lights	Entertain or Nature Ritual 5
<i>Soft glowing lights illuminate the immediate area.</i>	
Divine ♦ Aid; Full: Small or larger creatures and objects in the area are softly illuminated by hovering lights and have a -1 penalty to defenses, save ends. Each one becomes a soft light source. The glowing lights last up to an hour, but the caster can dismiss them at any time.	

Granite Carapace	Durability Ritual 7
<i>You grow a layer of stone shards, allowing you to shrug off punishment.</i>	
Elemental ♦ Earth, Stance; Full, Sustain Free: You gain Brawn + Durability Ranks temporary composure and you are slowed 3.	

Group Flight	Lore Ritual 14
<i>You hold your hands out, then suddenly the air lifts you and your allies aloft, taking you through the air speedily.</i>	
Elemental ♦ Air, Wind; Major x2, Sustain Free: You and large or smaller allies in Melee 1 gain a fly speed of Genius + 1. If any target gets further from you than Genius x 2 squares, they lose their fly speed and begin falling.	

Holy Water	Customs Ritual 8
<i>Your god's blessing is brought upon the water, preparing it for holy use.</i>	
Divine ♦ Altar; 25 minutes, Cost (One or more flasks with markings that relate to your specific deity filled with clean water; 1gp value each), you are at an altar that has been dedicated to your deity: The flasks on the altar now contain holy water.	

Hurricane	Lore Ritual 8
<i>A brutal windstorm mauls the area, demolishing structures and foes.</i>	
Elemental ♦ Attack, Air, Thunder, Wind; Three full rounds, Repeat Full: Roll vs Physical on targets in a 2 range increment area 6. Impaired targets are also pushed Genius squares from the center and knocked prone. Until your next turn ends, walking towards the center of the area is difficult terrain equal to 3 + successes.	
Special: While casting this ritual and the turn after you stop repeating it, the target area is affected per the Air power Gust of Wind, even if the roll is failed.	

Icy Item	Lore Ritual 5
<i>Water coalesces into a shape of your choice, then flash freezes solid.</i>	
Elemental ♦ Water; Full: You create an item out of solid ice. The item is an icy duplicate of a solid item of weight no greater than the amount you surpassed this check by in pounds. The item must be of a kind that the caster has seen and touched and has no moving parts. The item has a number of hit points equal to the amount you surpassed this check by + Mental, and DR Mental. Fire surpasses its damage reduction.	

Imperfect Reflection	Trickery Ritual 5
<i>You change what creatures see in the reflection of that surface.</i>	
Supernatural ♦ Illusion; Free, Sustain Free, Cost (<i>A polished solid iron sphere, 1gp value, 1lb</i>): One medium sized reflective surface (<i>plus one size category for each 2 success</i>) now reflects something other than reality. What it reflects is your choice, you completely control the image, adding or removing elements or even making the scene it reflects completely different.	

The Inescapable Location	Lore Ritual 15
<i>No matter where you go, what you do, you cannot hide from anyone.</i>	
Supernatural ♦ Phantasm, Curse; 12 days, Cost (<i>eye of a magical bird that was born in captivity, clear sphere, mirrored box the subject fits in, 750gp value</i>): The subject must be kept captive in the box for the duration of the casting. At the end of casting, the box shatters into fine dust. The effects spread at a rate of 50 miles per day. Any sentient being in the effect area can concentrate on the whereabouts of the target and know exactly where the target is relative to their own position. If the location is familiar, a mental image of the location will be gained. All the being needs is knowledge of that target. This can be anything from having bumped into the target somewhere, knowing the target is the son of a specific lord, or even just identifying them as the first Lyven to have The Inescapable Location cast on them.	

Invisibility Cloak	Trickery Ritual 8
<i>Light bends around you, you shimmer and then you become invisible.</i>	
Arcane ♦ Illusion, Stance, Cloak; Major, You are wearing a cloak, The difficulty of the ritual increases by 2 for each additional creature inside the cloak: All creatures within the cloak become invisible. Any attacks characters in the cloak begin while in this stance are weakened. When a creature leaves the cloak, the stance ends for that creature.	

Jaffer's Spell of Sensing	Nature Ritual 5
<i>You are able to pick up even the faintest signs of life.</i>	
Divine ♦ Sense; Major: You get an instantaneous snapshot of the largest living creatures within 3 range increments other than yourself. You detect up to Genius + Success creatures + any creatures you are already aware of. Assuming they are the same size, you will detect the closest creatures first. You can detect concealed or invisible creatures. This gives you a snapshot of their locations and general size, but will not allow you to know who or what they are. If the creatures you are already aware of are not alive, you will learn this as well. This ability cannot detect undead or constructs.	

Leave No Trace	Nature Ritual 5
<i>While you travel, the footprints of your party simply disappear.</i>	
Divine ♦ Nature; Major x2, Cost (<i>Some hair, 4gp value, 1lb</i>): For the next Mental hours, the difficulty check to track you and allies within Melee Genius is equal to your ritual check.	

Levitate Object	Lore Ritual 7
<i>You gesture and your target floats above the ground at your whim</i>	
Arcane or Supernatural ♦ Force; Major x2, Sustain Free: Roll vs. Physical on a target in 1 range increment. Impaired targets are aloft, save ends. While a target is aloft, you have the following ability.	
Arcane or Supernatural ♦ Force; Maneuver: You flying slide the levitated target up to Genius squares.	

Lifting Wind	Lore Ritual 6
<i>A brisk wind lifts several things into the air, moving them as you wish.</i>	
Elemental ♦ Air; Wind; Full x2, Sustain Maneuver: Roll vs. Physical on up to Mental targets in 2 range increments. Impaired targets are aloft, save ends. While a target is aloft, you have the following ability.	
Elemental ♦ Air; Free: Flying slide the target Genius squares.	

Luma's Gentle Repose	Customs Ritual 10
<i>Your presence soothes your ally, making their rest far more healthful.</i>	
Elemental ♦ Spirit, Healing; 5 minutes: One ally that is taking a long rest heals an additional amount of wounds equal to 1 + the amount you surpassed this ritual by.	

Mage's Guise	Lore Ritual 5
<i>A quick disguise? No problem.</i>	
Arcane ♦ Illusion; Full: You or one willing creature uses your ritual check instead of a trickery check as a Disguise check until their next rest or the next time they take damage.	

Major Animate Water	Lore Ritual 9
<i>You gesture at a large body of water and it surges on your command.</i>	
Elemental ♦ Water; Full x2, Sustain Major: Animate Lore ranks + Success square units of water into intricate shapes. The area is rough terrain Lore + 4. You may alternately animate half the units in snow, or one quarter the units in ice. If you do, the attack deals cold damage. You gain the following ability.	
Elemental ♦ Attack, Water; Maneuver: Roll vs Physical on targets adjacent to the water. Impaired targets are slowed, save ends.	

Marith's Minaturization	Trickery Ritual 5
<i>You suddenly shrink to the size of a mouse.</i>	
Supernatural ♦ Transformation; 1 minute, Cost (<i>4 gp value, 1 live spider sealed in wax, the pelt of a rodent</i>): You shrink to the size of the rodent whose pelt is used, along with worn and carried items. Any number of willing creatures can be affected, each needs their own components. This spell is permanent. The spell ends by drinking a tea made from oak leaves.	

Messenger	Entertain or Nature Ritual 5
<i>You send an animal off to take an item to someone.</i>	
<p>Divine ♦ Nature; Full: You give a note or tiny object to your familiar or a willing natural creature smaller than you, then tell it a target place. The animal will go to that place, wait for a sentient being, then let that being take the note or object. The place must be either obvious (<i>follow this river to the lake</i>) or a place very familiar to you or the animal. The animal will wait at the target place a number of hours equal to your roll. If you make the check by 4 or more, the animal will return to you and let you know if the item was delivered successfully, and you have the option for it to return the item if failed. If the animal is your familiar, it will describe the recipient to you in general terms, unless it knows the recipient's name, in which case it will name them. The ritual does not imbue the creature with any abilities, and if it cannot reach the destination within the duration, it will abandon its quest.</p>	

Nature's Sentry	Nature Ritual 8
<i>"Someone should keep watch." "I have this covered."</i>	
<p>Arcane or Divine ♦ Divination; Full: Your Nature gear keeps watch. If any small or larger creature comes within Mental x 2 squares of the gear, you are magically alerted, waking you if you are sleeping. You and up to Mental creatures of your choosing other than yourself are ignored for the purposes of the sentry ritual. This ritual lasts for a maximum of Genius + Savvy hours.</p>	

Perrin's Prestidigitation	Lore Ritual 4
<i>You gesture and a small object floats around at your whim</i>	
<p>Arcane ♦ Force; Major, Sustain Free: Roll vs Physical on a target in 2 range increments. The target cannot be of total weight in pounds greater than 1 + success. Impaired foes are aloft, save ends. While the target is aloft, you have the following ability.</p> <p>Arcane ♦ Force; Major: Flying slide the target Mental squares.</p>	

Primal Grace	Nature Ritual 5
<i>Your gait is like a jaguar as you make your way across the ravine.</i>	
<p>Divine ♦ Transformation; Full, Cost (<i>silken scarf, 1gp value</i>): Roll your nature ritual instead of nimble checks for a number of rounds equal to 1 + the amount you surpassed this check by.</p>	

Primal Grip	Nature Ritual 5
<i>You can climb trees with the greatest of ease.</i>	
<p>Divine ♦ Transformation; Full, Cost (<i>iron fist, 1gp value</i>): Roll your nature ritual instead of athletics checks for a number of rounds equal to 1 + the amount you surpassed this check by.</p>	

Purify	Customs Ritual 5
<i>Food and water of once questionable quality is now pristine and perfect.</i>	
<p>Divine ♦ Aid, Healing; Full: Up to 2 lbs of food and/or drink within 1 range increment becomes suitable to consume. This ritual makes even spoiled, rotten, contaminated, or poisoned food and drink suitable to eat. For each success, you may purify another pound of food or water.</p>	

Pyre Flight	Precision Ritual 11
<i>Massive wings of flame carry you up into the air.</i>	
<p>Arcane or Elemental ♦ Fire, Stance; Major x2, Sustain Maneuver: You gain a fly speed of Dexterity + 1. At the end of each turn, you deal Dexterity A dice fire damage to each adjacent creature or object. The flames act as a bright light source.</p>	

Read Dreams	Customs Ritual 5
<i>You reach into the dreams of another being.</i>	
<p>Elemental ♦ Spirit, Stance; Major, Sustain Major: You view the dreams of an adjacent sleeping creature within from their viewpoint. You cannot affect the target or the dreams. You lose use of your normal senses and abilities until this stance ends. You cannot end this stance normally. The stance ends when the target awakens, if you are moved by an outward force, or when you make a DT 9 Durability check with upgrades equal to the amount you surpassed the ritual by.</p>	

Remembered Song	Entertain Ritual 5
<i>You cause your instrument to play a song it has heard before.</i>	
<p>Divine ♦ Musical; Full, Sustain Free; The target musical instrument animates and plays a song you know. You gain a ↑2 bonus to non-ritual entertain checks while it is playing. For each 2 points you surpass this check by, you can add another instrument for an additional ↑1 bonus.</p>	

Resplendent Repose	Entertain Ritual 6
<i>Your presence soothes your ally, making their rest far more healthful.</i>	
<p>Divine ♦ Spirit, Healing; Full, Cost (<i>Fresh flower petals, value 25gp</i>): One adjacent ally that is taking a long rest will heal an additional amount of wounds equal to 1 + success from the rest.</p>	

Restore Vigor	Customs or Entertain Ritual 8
<i>Sensing a wounded body and spirit, you mend it to a healthier state.</i>	
<p>Divine ♦ Spirit, Healing; Major: One ally in 2 range increments heals Social dice + Endurance physical composure.</p>	

Samman's Basic Divination	Customs Ritual 5
<i>Your staff directs you to a source of water. Or money.</i>	
<p>Arcane or Divine ♦ Divination; Full, Cost (<i>A gem or a handful of water</i>): You are oriented towards the nearest amount of water or treasure (depending on the component used) more than twice the value of the component used and pulled slightly, leading you at a movement rate of 3 per turn. It will not navigate around obstacles. The ritual is broken when you move fewer than 2 squares towards the target in a turn. Once the spell has chosen a target, it will not switch if a better one is closer. It will not target anything that is being carried by a sentient being.</p>	

Samman's Spell of Constant Flight	Customs Ritual 9
<i>You surge into the air, flying at great speed.</i>	
<p>Arcane or Divine ♦ Air; Full x3, Cost (<i>5gp, 2 feathers from a pegasus, full sunlight</i>): You gain a speed of Fly 10 and Glide 12. This spell ends when you are no longer getting direct sunlight.</p>	

See Through Stone	Durability Ritual 6
<i>You focus on the space between the stones, sensing the world as only one fully in tune with the earth can.</i>	
Elemental ♦ Earth, Sense; Maneuver, Sustain Maneuver: You can see through up to Durability ranks of layers of solid stone within 2 range increments. The range is increased by success squares.	

Self Propelled Exploding Boulder	Durability Ritual 8
<i>You make a throwing gesture and a large chunk of stone uproots itself and flies towards your target, exploding into bits upon impact.</i>	
Arcane or Elemental ♦ Earth, Evocation; Full x2, Cost (2 gp value, shaft of melted wood, a hunk of stone 4 feet or more): Roll vs Physical at a target in 3 range increments. Affected creatures in an area 5 centered on the target take half damage. Impaired targets in the area 5 are knocked prone.	

Sending	Customs Ritual 8
<i>You speak into the mind of an ally who is holding a special talisman.</i>	
Supernatural ♦ Vocal, Sense; Major: You make a quip that can be heard by a creature carrying a specially prepared talisman (60gp, not consumed). You can hear as if you were at the target talisman until your next turn ends.	

Sense Vibrations	Durability Ritual 4
<i>You gain earth vision, you see movement with astonishing clarity.</i>	
Elemental ♦ Earth, Sense; Move x2, Sustain Free: You gain vibrosense in addition to any other vision types you may have. Your vibrosense range is Physical plus successes.	

Set Alight	Precision Ritual 3
<i>You wave your hand and all the candles in the room light up.</i>	
Elemental ♦ Fire; Free x2: Roll vs Physical on a number of targets equal up to your ritual check roll, doing 1 fire damage.	

Shapechange	Nature Ritual 12
<i>You shimmer and change into a different kind of creature.</i>	
Arcane or Divine ♦ Transformation, Stance; Full x2, Sustain Maneuver: Targets in Melee Social polymorph into another creature of Natural, Unnatural, or Magical origin. You may target yourself plus success additional willing creatures. If you exceed the check by 4, you may sustain with a free action instead.	

Shifting Earth	Durability Ritual 6
<i>The ground slightly shifts under your foes, throwing them off-balance.</i>	
Elemental ♦ Earth; Maneuver: Each creature in a 2 range increment area 7 takes a ↓1 to attacks and -1 to defenses until the beginning of your next turn. You may instead target a single stone creature or structure in Melee 1 with this. It is instead an attack roll vs Physical.	

Shroud of Flames	Precision Ritual 8
<i>A massive conflagration follows you wherever you go.</i>	
Elemental ♦ Fire, Stance; Free x2, Sustain Free: At the beginning of your turn, you deal half Success fire damage to each enemy in Melee 2. The flame acts as an intense light source.	

Silence	Lore Ritual 7
<i>Suddenly your targets can no longer be heard by their companions.</i>	
Elemental ♦ Air, Sonic; Major, Sustain Free: A 2 range increment area 6 becomes silent. You may choose to either silence all sound in the area or block the passage of sound into and out of the area. This effect blocks Sonic attacks and damage accordingly.	

Soothing Mist	Lore Ritual 10
<i>You cool sore muscles, returning vigor.</i>	
Elemental ♦ Water, Healing; Free x2: Creatures in a 1 range increment area 3 are healed Social composure.	

Sorren's Incendiary Cantrip	Precision Ritual 3
<i>Shimmering flames burn away the dust and cobwebs that once littered the room, though curiously none of the books or papers are burned.</i>	
Arcane ♦ Fire; Full, Cost (0.5 lb: a bit of lemon, a spiny leaf, 2cp value): Any targets in Melee 4 take Dexterity fire damage. You can be very selective, to the level of even burning dust off of paper without burning the paper.	

Spell of Distraction	Lore Ritual 3
<i>You cause a creature to focus on something else for a moment.</i>	
Arcane ♦ Phantasm; Full x2, Cost (a feather and pebble, 1cp, 0.1lb): Roll vs Mental on a target in 3 range increments. Affected foes have a +Genius penalty to Perception DTs, save ends.	

Stoneshaping	Craft or Durability Ritual 7
<i>You touch the stone wall and it begins to melt away before your eyes.</i>	
Arcane or Elemental ♦ Earth; 5 minutes: You carve out or fill feet units equal to 2 plus the amount you exceeded this check by when there is adjacent stone for it to meld into or from. It takes four times as long to shape fine sculpture in the same area.	

Stoneskin	Durability Ritual 3
<i>Your skin toughens, allowing you to ignore a few more hits.</i>	
Elemental ♦ Earth, Stance; Full: Gain Brawn temporary hit points.	

Stoneshifting	Durability Ritual 9
<i>Your body melds through the stone until you appear on the other side of the wall.</i>	
Elemental ♦ Earth, Stance; Full x2, You are adjacent to solid earth or stone: You and each willing adjacent ally lose all forms of movement, gain a fly speed of Brawn, and can phase through solid stone and earth. You cannot move more than 1 square away from solid earth or stone. If you are partially stuck in stone when you return to normal, you will shunt to the nearest open area.	

Supernatural Light	Trickery Ritual 5
<i>Your implement glows with a flickering light, illuminating the darkness.</i>	
Supernatural ♦ Radiant; Major, Sustain Free: You create a floating soft light source that follows you. If you increase the DT by 4 before casting, only allies can see your light.	

Tabeya's Dark Torch	Trickery Ritual 6
<i>The pitch black flames of this torch extinguish other flames.</i>	
Supernatural ♦ Cold ; Major x2, Cost (10gp value, an onyx, a 2 foot stick of wood, 1 spent torch head), You are in total darkness: You create a magical black flame burning on the end of the stick. While holding the torch, you gain Darkvision.	
When the <i>dark torch</i> comes within 100 feet of other fire, natural flames flicker. Within 50 feet, small flames are extinguished. Within 25 feet, larger fires will be extinguished. Within 10 feet, lava cools to hot rock and magical flame is extinguished.	
Creatures in Melee 2 gain Fire Resist 10. As soon as any light touches any part of the torch, the spell ends.	

Tabeya's Improved Sight	Trickery Ritual 4
<i>You gain unnatural vision, you see in the dark with astonishing clarity.</i>	
Supernatural ♦ Sense ; Maneuver x2, Sustain Free: You gain heat vision in addition to other vision types you may have. Your heat vision range is Empathy plus Success.	

Tabeya's Silencing	Trickery Ritual 3
<i>You muffle the sound of the target creatures.</i>	
Supernatural ♦ Sonic , Stance; Manuver x2, Sustain Free: You cause yourself and each ally in Melee 1 to be surrounded by an aura of silence that fills each square they occupy. All sound made in those squares is silenced. You and each creature gain ↑success to stealth checks.	

Telekinesis	Lore Ritual 10
<i>You gesture and your target floats into the air.</i>	
Arcane ♦ Force ; Full x2, Sustain Free: Roll vs Physical on a foe in 2 range increments. Impaired foes are staggered and is aloft, save ends. While the foe is aloft, you gain the following ability.	
Arcane ♦ Force ; Major: You flying slide the foe Mental squares.	

Tillian's Airwalking	Lore Ritual 8
<i>You launch up high into the air, then slowly walk down through the sky.</i>	
Arcane or Supernatural ♦ Wind , Stance; Major: You and adjacent allies flying shift into the air up to Genius squares plus Success. Affected creatures are slowed 2 and can walk on air, sinking 1 square each round. The effect for each target ends when that target touches solid ground.	

True Mark	Nature Ritual 7
<i>An indelible invisible mark makes it easier for you to track the target.</i>	
Arcane or Divine ♦ Divination ; Major x2: Roll vs Mental on one creature or object in 1 range increment. You gain a bonus to track the affected target equal to your Mental + Success. The perception DT to detect this ritual is your Success. This effect lasts Mental days or Success skill checks, whichever comes first.	

The Torrid Conveyance	Precision Ritual 5
<i>Heat from far away burns the torch, but the torch does not burn away.</i>	
Elemental or Supernatural ♦ Fire ; Full: One object smaller than your fist now sheds heat and light as if it were in a specified heat source in Melee 1. The object is not consumed by the heat. This effect lasts as long as the original heat source continues to burn, even as you move away from the source any distance.	

Updraft	Lore Ritual 2
<i>You launch upward into the air, carried aloft by a rogue wind</i>	
Arcane or Elemental ♦ Air , Wind, Stance; Maneuver: You launch upward 2 squares + half your successes. You are aloft and drift down 1 square per round. You may make a hover 1 move each round. The stance ends when you touch a solid surface.	

Vigilant Sentry	Lore Ritual 7
<i>Your staff stands on its own, ready to alert you to danger.</i>	
Arcane ♦ Divination ; Major x2, Cost (a reflective item, 1gp value or more): During the casting, you may select up to Mental creatures other than yourself. When the ritual is cast, the gem floats two feet above the ground. The implement has a passive Perception check equal to your ritual check. If any creature that you did not specify is reflected in one of its surfaces, it falls to the ground, magically alerting you even if you are asleep. The implement will keep watch Genius x 2 hours.	

Warmth	Precision Ritual 5
<i>You huddle in a sphere of warmth, impervious to the raging storm.</i>	
Elemental ♦ Fire ; Full x2: You or all creatures in Melee 2 gain a Dexterity plus success bonus to survival checks against inclement weather while in the area. The protection persists Dexterity x 2 hours.	

Water Breathing	Lore Ritual 9
<i>You and your allies breathe underwater as easily as you can on land.</i>	
Elemental ♦ Water ; Major x2, Sustain Free: Yourself and up to Mental allies in Melee 1 can now breathe underwater as well as you can in normal air. The targets also gains a swim speed equal to Success. These two boons last Mental hours.	

Weatherproof	Customs Ritual 5
<i>You huddle in the cloak, becoming impervious to the raging storm.</i>	
Arcane ♦ Force , Stance; Full: You and each ally in Melee 1 are defended against naturally occurring normal weather, from hailstorm to sweltering heat. Inside the area the temperature of the air is comfortable and dry. Creatures inside the area gain a Empathy + Success bonus to passive survival checks against inclement weather. While in this stance, you are slowed 2.	

Whispered Sound	Lore Ritual 5
<i>You make a quiet comment to a creature that no one else hears.</i>	
Arcane or Elemental ♦ Air , Vocal; Free: You make a quip to one target you can see. The Perception DT for anyone other than to target to hear the quip is equal to your ritual casting result.	

Winter's Grace**Lore Ritual 8**

You and allies gain the ability to glide across ice and snow like an angel.

Elemental ♦ Water, Stance; Major x2: You and each ally in Melee Mental x 2 gain the following boons. ↑Mental to athletics for overcoming difficult terrain caused by ice or snow. A ↑Brawn speed bonus to ground movement when moving across ice and snow. Soak Mental against cold.

Wizard's Binding**Lore Ritual 4**

The rope simply follows your commands.

Arcane ♦ Force; Full: One length of rope, thread, twine or chain up to your ritual roll in feet in length ties itself in any knot you like on any object within 2 range increments. You may use your check instead of a precision check as a Precise Bindings check.



RUNNING THE GAME

So you're ready to run a game of Aspect Prime?

Aspect Prime is meant to give not only the players great freedom in creating characters, but the Guide great freedom in running the game. Here are some suggestions on how to make the game run more smoothly, create greater engagement with your players, and more.

The Guide's Role

The Guide leads the players through the game, plays the other characters in the story, and adjudicates the rules.

Guiding the Players

You as the Guide are telling a story. But in Aspect Prime, you are telling a cooperative story. You need to keep the players engaged by letting them have investment in the game's story. This means that you are not the sole storyteller in the game, the players are telling their part as well. Here are some tips on making sure everyone is enjoying the game.

Keeping Players Engaged

Look around occasionally to see how the players are faring. Feel free to ad-lib a bit, be flexible.

If they look tired, maybe it is time for a break. A low-key social encounter or maybe just a snack break.

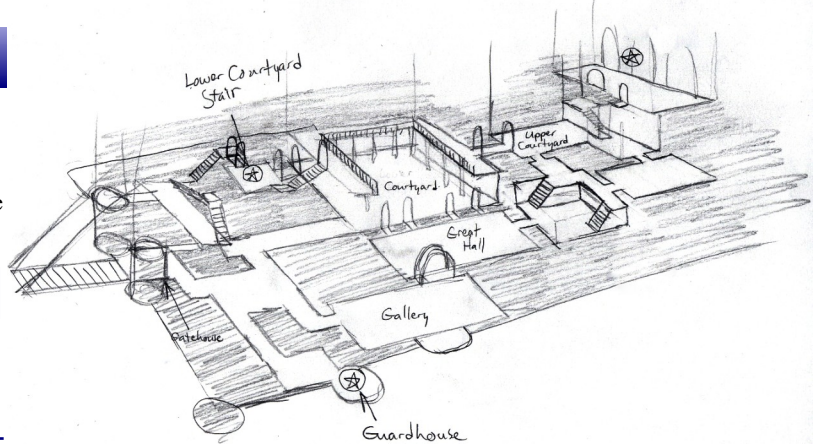
If they seem bored, spice things up a bit. Add in a few extra minions to the current encounter or add a surprise encounter. Maybe bring back a character the players thought they wouldn't ever see again.

Otherwise, if the players are having fun, game on. Keep track of the parts of the game that the players are really enjoying. Focus the game more on those parts to keep them excited.

Hooks

When starting the adventure, you will need a hook. A hook is what pulls the players along, gives them motivation, and makes the matter of the adventure seem urgent. Here are some tips on making sure your hook sinks in.

- *Hook the whole party.* Don't assume everyone has motivation once one character does. Make sure the hook appeals to each character in some way.
- *Hooks that last.* Things will change during the adventure. If your players finally manage to rescue the stranded caravan, but never get an inkling of who was behind the dastardly deed, they won't have any reason to chase after the badguy. Drop breadcrumbs! They know there is some sort of badguy, but you have to give them a lead to follow up on. **Be wary of resolving hooks without introducing new ones!** Either make sure the new hook sinks in before the other resolves or instead make the original hook unresolvable because of the new hook (*we were going to Alderaan, but it was blown up, and now we are trapped in this giant enemy base we will have to escape*).
- *Scaling towards epic.* As your adventure grows, you'll need stronger reasons for the heroes to continue risking their lives. Be careful of starting at epic, because that's a quick dead end once they accomplish their initial deed. You want the original goal to seem like child's play once they choose their true goal. Go to Alderaan? It's been blown to bits. We gotta stop the Empire from blowing up more planets! Scaling also helps the characters feel more capable over time, sometimes taking on the Empire by yourself can seem far too overwhelming for just a moisture farmer.



- *Dangerous hooks.* Be careful of hooks that may not have the intended consequence. Insinuating that the House of the Book is behind a series of high profile assassinations when there is a known member of the House of the Book in the party is one way to make a player have to roll a new character.
- *Fuzzy hooks.* Players forget. Players need a very firm hook that is memorable, so as to keep them focused on the goal. 'People are disappearing' is a rather fuzzy hook. The mayor's son disappearing with a small pile of rocks left in his place is a bit more solid. The mayor could contact the adventurers directly, and you know the players have one lead: the pile of rocks.
- *Free Hooks!* Players who write backgrounds for their characters nearly always leave some great fodder for adventure hooks. Look at the character interests, especially devotions! Players who write backgrounds will usually be quite disappointed if you do NOT use their background in some way in your adventure. So do it!

Players Miss Obvious Clues

When you really want to make sure players will see something, you will need to prepare several clues. One very obvious clue is rarely enough; what is obvious to you is never obvious to the players. They might miss the first clue, forget about the second, and misinterpret the third. Though sometimes the first will be enough, you will want to be prepared to give several in succession.

Tailor the Adventure

Look at the characters the players have chosen. Read through their skill bonuses. You should be able to get some ideas of challenges to provide in the adventure based on what characters the players chose to play. Base the difficulty of a challenge on the dice pools you expect to see in use.

When you are writing up the adventure, remember to look at the players' passive skill bonuses. This can tell you which character will be guaranteed to know or see something, and give you a chance to reward players for their skill choices as well as a great way to place clues that won't be missed.

Observe your players. When you are running your game, see what parts really interest the players. If your players really enjoyed that chase scene, find excuses in the adventure to provide an opportunity for another chase (but up the ante a little).

Character Backstory as Liabilities

The character party should not be the only information you have about the characters. Characters can have history, family, and more. It's up to you to figure out how much of that you want players to dig up based on much of that you want to use in your story. But here are

a few things you could ask players about their characters that you could use in game.

These are probably things best asked of the players individually, not as part of the entire group. Also, best to ask this early, long before it might come up in the game.

- Loved ones – Who does your character have that they care about? Parents, childhood friends, siblings, children, spouse, mentors, grandparents, etc.
- Enemies – What enemies have your character made? Why?
- Failures – When did your character fail hard? How?
- Crimes – Has your character committed any serious crimes? Were they falsely accused of any?
- Obligations – What do you owe? Who do you need to take care of? What oaths have you sworn?
- Fears – What is your character terrified of?
- Unknowns – What does your character really want to know?
- Cherished Things – What things, people, places, events, natural phenomena, etc do your character cherish?
- Secrets – What secrets are your character carrying around? This can be any of the above things, but only your character knows because of shame, anger, or danger.

Characters don't need one of each of these. Probably a total of 4 to 8, depending on how long the adventure is going to be. Pick a few types per player and ask about those specifically. If none of those types work for the character, let the player pick some others, of course. Remember that you aren't there to dictate their characters, just guide the story. Devotions can fit into this category sometimes.

Skip the Boring Parts

If the players are trudging through the grasslands, set the scene, describe what they see, let them have a chance to do something about it if they want, then move on. Do not belabor traveling unless there is something interesting on the way.

Now this really involves knowing your players. Some players may be keen to haggle with the vendors, some just want to grab stuff at the store and go.

Don't force your players to go through role-playing any part of the adventure just because it is more realistic. Be prepared to go with the flow and get to the stuff that the players enjoy.

Let Me Tell You a Story

Sometimes you need to take over the story for a bit. There may be an inevitable conclusion to an event (usually that the players are totally going to beat this encounter handily, try not to assume failure as it takes away player agency), or you may just wish to walk the players through an awards ceremony.

Perhaps you want to set up events that happened before the session starts, this can be a quick way to set up the hook.

However, while the adventure is underway, unless an outcome is inevitable, taking over the story and not letting the players have any

say in what happens is awkward at best. Aspect has mechanisms to resolve conflicts within the rule systems, whether physical, social, or mental, and has plenty of ways to resolve a conflict in a non-deadly manner. If the players want to hash it out, let them!

Variety

Aspect allows a great variety of encounters, puzzles, traps, diplomatic situations and more. Look at where your adventure has been, take it somewhere new.

Have the baron and his guard confront the players over the town hall that their mage detonated when trying to roast those marauding goblins. Will they end up paying a fine, or will they receive a commendation for quick thinking that saved lives? That will probably depend on some charm, customs, shrewd and leadership checks.

Let the Adventure Evolve

Don't make the adventure a single railroad procession to an inevitable end. Give the players open-ended puzzles or riddles, be ready to accept a solution that isn't your intended one.

Be prepared to change your adventure based on what the players decide to do. It is their story too.

Epic Adventures and Places

In Aspect Prime, we assume that the world and adventures all have some touch of Epic to them. The plot doesn't have to even be Epic as long as the locations have a sense of Epic to them.

For something to be Epic, it should probably be two or more of the following things:

- Massive in size
- Ancient in nature
- Incredibly dangerous
- Utterly alien in nature
- Extremely rare

A city built spanning a hole in the world is at least Massive and Dangerous. A bridge made of pure diamond spanning a river of magma is Rare and Dangerous. The ice plains that float above the world are Massive, Alien, and Ancient. A room of clay where undead skeletons are grown from the ground like daisies is Dangerous and Alien. A castle that slowly tumbles daily so that the floor becomes the ceiling is Massive and Alien. A tropical island grown on the back of a humongous turtle is Massive and Ancient. Black Heart extract, a little-known contact poison that kills instantly, is Dangerous and Rare (just be careful that the players know what it is so they don't immediately kill themselves). An enemy castle built in the skull of a titan is Massive, Ancient, Alien, Dangerous and Rare.

You'll note that essentially to make something Epic is to take two or more superlatives and combine them into one idea.

Locations don't have to be the only thing Epic about your game. The hooks, characters, and items can all benefit from having a touch of the Epic as well.

Playing the Other Characters

The players get to create voices and backgrounds for their own characters. However, you are the voice of every other character in the game. You don't have to try and make the non-player characters (NPCs) win, because if you did, the game would end. Don't make it too easy on the players, though, because if the game was not challenging, they would get bored quickly.

This sounds like a tricky balance? Well it is.

Throwaway Encounters

When you start a new game with new characters or new players, you need to get a general gauge of how tough the characters are, and how savvy the players are.

It is generally best to use a throwaway encounter early in the game. You test the players with a relatively easy encounter, see how quickly they can tear through it. This will give you a general idea of whether to increase the difficulty of later encounters or not. A throwaway

encounter should be about 90% of the BEV (see Building Encounters, page 130).

If the encounter leaves the characters seriously wounded, you probably want to leave it at a lower power level. If they are barely scratched or totally unscathed, then you'll want to ramp up difficulty a little bit next time to maybe 110%. Otherwise, if they were wounded a little and seemed concerned for their health, go with the standard 100% BEV.

Another kind of throwaway encounter is one where it doesn't matter if the players win or lose. You could have a contingency plan that is different for each outcome, but it allows you to have a much tougher throwaway encounter. You still get a similar amount of data; how tough is your group? This can be a much more exciting way to start the game, but it can also be very frustrating for new players. We don't recommend using this kind of throwaway encounter against players that have never played before, as being defeated in the first encounter can be discouraging.

You probably want to use throwaway encounters whenever you want to try a new kind of encounter. For instance if you have never done a social encounter with this group, you probably will want to use a throwaway one just to test them.

Social Interaction

When a band of adventurers stumbles into an encampment of goblins, what happens? You might assume a battle ensues, but what if the goblins happen to know someone from your group? Perhaps you greet them in their native language. But maybe the leader comes out of his tent and recognizes one of your group as the one who defeated his previous band or gave him that nasty scar. But what if the meeting happened in the middle of a busy market during midday - with the city guard watching on?

Social interaction is how we find out if you need to pull out weapons or pull up a chair for a nice chat. Use this chapter to prepare encounters and you'll find that sometimes your players find a way to use diplomacy past guards you thought they would have to fight.

Social Ranks

Social ranks are the pecking order of society. They are how well you are treated by others. There are six categories of social ranks: Academia, Artists, Clergy, Mercantile, Military, and Nobility. These are the ranks, and how they typically compare. We usually use a creature's highest social rank in the six categories.

Remember that these are merely averages. A newly knighted character would likely be a rank lower than an average knight, while a seasoned knight is a rank higher.

The starting social rank for a character from the Common Accord (see page 26) species is 5, or 4 for the other species.

You may spend skill points to increase your starting rank (see Changing Social & Wealth Ranks, page 127).

Social Spheres and Bias

Social rank effectiveness differs between various social spheres. Each social sphere has another sphere it has significantly less influence against. For instance, Clergy have less sway with Academia. The sphere of influence you are in is based off of whatever your highest social rank is. A character with a 15 in Clergy would be considered only a 10 to someone whose highest social rank is in Academia, even if that rank is much less than 15.

Favored Ability Score and Social Rank

If your species' Favored Ability Score is less than 2, you are treated as one social rank lower by members of your own species. If the ability score is over 3, you are treated as a rank higher by members of your own species. Your Social Rank adjustment from your Favored Ability Score does not affect a character's starting money.

Beneath Notice

If you are too far below the other group's social rank, you will be completely ignored unless you bring yourself to their attention somehow. A king will ignore a squire unless that squire gets in the

Rank	Academia	Artisans	Clergy	Government	Merchants	Military
20	Supreme (Savant/Sorcerer)	Godlike Artist	God	God-King/God-Queen	Kingpin	Admiral of the Fleet
19	(Savant/Wizard) King	Legendary Artisan	Demigod	Emperor/Empress	Tycoon	Admiral
18	Grand High (Savant/Wizard)	World-renowned	Prophet	King/Queen	Guildmaster	Vice Admiral
17	Grandmaster (Savant/Wizard)	Grandmaster Artisan	Disciple	Grand Duke/Duchess	Ordermaster	Rear Admiral
16	Court (Savant/Wizard)	Court Artist	Cardinal	Prince/Princess	Hallmaster	General
15	Headmaster/Grand Wizard	Master Artisan	Archbishop	Duke/Duchess	Grandmaster	Commodore
14	Head (Professor/Wizard)	Head Artisan	Bishop	Marquis/Marchioness	Headmaster	Colonel
13	Tenured Professor/High Wizard	High Artisan	High Priest	Count/Countess	High Merchant	Captain
12	Senior (Professor/Wizard)	Senior Artisan	Patriarch	Viscount/Vicountess	Senior Merchant	Commander
11	Master (Professor/Wizard)	Master Crafter	Abbot/Abbess	Baron/Baroness	Master Merchant	Lt Commander
10	Sage/Town Wizard	Master Entertainer	Minister	Baronet/Baronetess	Merchant	Lieutenant
9	Professor/Village Wizard	Adept Crafter	Priest/Priestess	Knight/Doctor	Sales Manager	Cadet
8	Adjunct Professor/Adept Wizard	Associate Crafter	Cleric	Advisor/Head Butler	Sales Associate	Sergeant
7	Assistant (Scholar/Wizard)	Assistant Crafter	Monk	Court Jester/Clerk	Sales Assistant	Corporal
6	Apprentice (Scholar/Wizard)	Apprentice Crafter	Deacon	Squire/Valet	Sales Apprentice	Private
5	Student/Initiate Wizard	Initiate Crafter	Acolyte	Page/Cook	Sales Initiate	Volunteer
4	Pupil/Novice Wizard	Novice Crafter	Usher	Housekeeper	Sales Novice	Jailer
3	Learner/Hedge Mage	Errand Runner	Orphan	Tenant Farmer	Peddler	Conscripts
2	Prospective	Aspirant	Thrall	Kitchen Help	Beggar	Prisoner
1	Possible	Dreamer	Sacrifice	Serf	Slave	Experiment

-5 vs: Merchants Military Academia Clergy Artisans Government

way. You can determine how much attention you might get in an encounter with another group, or whether or not the other group will

even acknowledge your existence.

Note that this only matters if the other party is aware of and cares about your social rank. A random goblin encountered in a forest will probably not care if you are the governor of a nearby province unless he knows it and somehow thinks you might be able to aid him in some way if he impresses you.

Difference	Attitude
+6 or more	In total awe
+4 to +5	Careful not to offend
+2 to +3	Deferential
+1 to -1	Attentive
-2 to -3	Somewhat attentive
-4 to -5	Feigns interest
-6 to -7	Uninterested
-8 to -9	Barely notices
-10 or less	Ignores totally until inconvenienced

Wealth Ranks

The most common form of money is coin. The basic coin is the gold piece (abbreviated as gp), it has a value of 1. An average worker's income is equal to their social rank cubed in gold pieces each year, not counting basic living expenses (which tend to be social rank squared, on average). Silver pieces, or sp, have a value of 1/10, copper pieces, or cp, have a value of 1/100.

Wealth Rank 5 characters start out with 100gp. This is equal to one year of income (125gp) minus basic living expenses (25gp) for the basic hero social rank of 5. This is your starting money.

Starting money isn't necessarily a lump sum of cash, rather the total value of your possessions plus any remaining savings. Some of it might represent items inherited from family, weaponry issued during a stint in the town guard, or items you have 'found' over the years.

The starting hero character has five pieces of gear, the 2,2,2,1,1 set. The full value of this gear is actually 260gp. This is because the character's starting gear only costs the resale value, which is 52gp. This means characters actually start out with the remaining 48gp.

Changing Social & Wealth Ranks

Characters may spend Skill Points on increasing their Social Rank and Wealth Rank. Each Skill Point spent increases both by 1. Alternately, a character can rise two Social Ranks for one Skill Point instead. However, a character's wealth rank must always equal at least half their social rank. Additionally, if this is discovered, in most circles their social rank is treated as their wealth rank.

Social Rank Modification (*Social Rank. Prime*) – Perk: Increase your social ranks and wealth ranks by your ranks in this.

Remember to choose one of the six categories, so it is clear what category you have advantage over, and which has advantage on you.

Optionally, characters can gain Skill Points by lowering their social rank and wealth rank by one category for each Skill Point, lowering starting money each time. Going down to 18gp and a social rank of 3 will earn 2 additional Skill Points. Going down to 1gp and a social rank of 1 will earn 4 extra Skill Points instead. Lowering social rank lowers social rank in all 6 social spheres.

Note, however, that lowering social rank to 1 means the character does not have enough starting cash to even have a single 1 quality gear. We generally recommend characters be at least Social Rank 3 so they can have a piece of 2 value gear. Otherwise the character will be woefully underprepared for most adventures.

We recommend consulting with the Guide when adjusting a character's social rank to make certain the Guide's campaign has room for a character of that social stature.

For a typical adventure, we don't generally recommend a starting social rank of more than 4 above the average characters you might meet in the world.

Wealth Rank	Skill Ranks	Starting GP	Wealth Rank	Skill Ranks	Starting GP
1	+4	0	11	-6	1210
2	+3	4	12	-7	1584
3	+2	18	13	-8	2028
4	+1	48	14	-9	2548
5	0	100	15	-10	3150
6	-1	180	16	-11	3840
7	-2	294	17	-12	4624
8	-3	448	18	-13	5508
9	-4	648	19	-14	6498
10	-5	900	20	-15	7600

Attitude

There are several different attitudes the encounter can have, depending on a number of factors.

Here are some common modifiers. Remember that the other party is not psychic (probably) and these modifiers will only apply if they are aware of them. For instance, they will have no idea you have a shared hobby unless you point it out.

Mod	Attitude
+2	Each species, profession, hobby, or organization shared, or both sides are of Common Accord
+5	Hailed in a shared language in a friendly manner
+2	Hailed in a language not shared
+2 to +8	Is a friend or acquaintance
-2 to -8	Is a known enemy or of an enemy faction
(fame)	Fame bonus
-2 to -6	Belligerent character
+2 to +6	Kind or affable character
+0	Social Setting - no possibility of repercussions
+2	Social Setting - possible repercussions
+6	Social Setting - repercussions are certain
-15	Is being physically attacked by you
-10	Is being mentally or socially attacked by you
-5	Was physically attacked by you previously
-2	Was mentally or socially attacked by you previously
-4 to -10	Hates the institution you represent and your social rank is higher than theirs (specific religion, nation, etc.)
+2	Each factor of 2 you outnumber them by (2x, 4x, etc) (if your difficulty rank is well known, use that instead)
-2	Each factor of 2 they outnumber you by
-5	Socially or mentally wounded
-5	Physically scratched
-10	Physically wounded (supersedes Physically scratched)

Attitude Formula

Base Social Score + Your Rank - Other Group's Rank + Mods

A group's Base Social Score is the highest Social ability score of any character in the group. Most hero groups will have a 3 or 4.

Rank here is apparent Social Rank. Unless each group obviously leans towards a single social sphere, don't consider any bias.

Once you have that added up, the total will determine the probably attitude the other group has. This chart is a quick reference guide to the various attitudes.

Let us consider the typical encounter in a city.

A group's Base Social Score is the maximum Charm or Empathy score in a given group. A group will usually have at least a 3 here.

Let's assume the ranks of both groups are the same in this case.

In cities, repurcussions are generally certain because of city guards and whatnot, which is a mod of +6. Both sides are likely to be Common Accord, giving at least another +2. This means most groups you would encounter in a city have an attitude of 11 or better, making most encounters at leads Defensive or Passive. Hailing other groups in Common using a friendly manner will bump that up another attitude to Passive or even friendly.

Note that if the other group is 2 or 3 ranks higher socially and not particularly affable, there is a chance they could just be Hostile. Especially if there are no guards anywhere to be seen, they might even turn Aggressive.

Total Value	Attitude
5 or less	Aggressive: Fight or flight. If it feels outmatched, it will flee, otherwise, it will attack physically.
6 to 10	Hostile: Attacks other party mentally or socially, depending on where it feels it has the advantage.
11 to 15	Defensive: Only returns attacks in kind. If attacked, it will return attacks in that aspect.
16 to 20	Passive: Won't attack immediately.
21 to 25	Friendly: Returns greetings in kind
26 to 30	Helpful: Will aid if asked
31 to 35	Beneficial: Will always aid if they see a need
36 to 40	Adoring: Offers any aid and will follow if allowed
41 to 45	Obsessed: Follows and defends with life

Attitude Definitions

The simplistic descriptions in the above chart don't tell the whole story. Here are more detailed descriptions of these behaviors.

Aggressive: Fight or Flight

Aggressive doesn't necessarily mean the foe will engage you with a blade or spell. The foe will gauge its chances first, and if the odds are overwhelmingly unsafe, they will probably flee.

An aggressive foe that sees it is outmatched physically might just assault you socially or mentally from a safe distance in hopes of gaining an Edge. Once it defeats a few players in the mental or social arena, it might move on to physical combat. However, if it sees it is fighting a losing battle, it will probably turn tail and flee.

An aggressive or hostile group that sees it has massive Edge might just taunt or toy with the other party.

Outmatched

A creature feels it is outmatched if it determines it cannot win this fight. Take stock of the creatures that are still remaining in the combat. Each creature is worth its XPV, and wounded creatures are worth half. Total up the sides. If a creature sees that its side is at less than 50%, it will feel it is outmatched. This is why we don't use encounters of 50% or less of the player's XPV, as the foes will immediately flee the scene.

Passive

Passive just means that the creature is not inclined to start any sort of combat, nor is it interested in engaging in combat. It won't attack or flee unless attacked (note that that being attacked automatically knocks a creature down a bit, depending on the kind of attack – physically attacking a passive character is a -15 attitude mod, which automatically knocks them down to Aggressive).

Changing Attitudes

Note that getting mentally or socially wounded will worsen the creature's attitude by one category. A physically scratched creature will also worsen its attitude by one category. A physically wounded creature's attitude worsens by two categories (often triggering the flight part of the attitude if it feels it is outmatched).

Adjudicating the Rules

Sometimes a player wants to do something not covered by the rules. Maybe you can't find a rule for it, but you know it is there! What do you do? Consider Yes, then Roll dice.

Consider Yes

When the player asks if his swordsman can leap into the air, grab the chandelier, and swing his sword at the gargoyle as it flies by, the gut reaction for a Guide might be to say "No, you don't have a talent that lets you do that."

Before you say no, consider the action itself. Consider saying yes. This does not mean you say yes to every single query the players make, but consider what would happen if you said yes. Would it be good for the game? To find out, consider these following questions:

Does this action make sense for the character? This character is melee focused, so this is one of the best combat options available to him to attack a flying foe. It would allow him to participate in the combat in a meaningful way. Yes.

Is this action balanced? It is essentially a move action and a basic attack, so really isn't all that far out of the realm of possibility. Yes.

Is this action cool? It's exciting. And awesome. It also fits the character's melee-focused combat role. Yes.

This looks like all signs point to yes, so let the player do it.

Roll Dice

Pick an appropriate skill and difficulty level, and let the player roll to succeed.

Difficulty

To find the most appropriate difficulty, find your intended difficulty and select the difficulty target (DT) on the right that matches it.

Difficulty	
0,1	Like breathing, anyone can literally do it in their sleep
0,2	Simple task (<i>average character can do it passively</i>)
1,0	Easy task (<i>average character can do it with effort</i>)
2,1	Moderate task (<i>unskilled character has good chance</i>)
4,2	Challenging task (<i>unskilled character has a chance</i>)
6,3	Difficult task (<i>unskilled character has no chance</i>)
8,4	Master Task (<i>skill ranks and high ability score required</i>)
10,5	Nearly Impossible (<i>powerful external aid is required</i>)

In our example above of the swordsman swinging on the chandelier, because it is approximately a maneuver action (leaping and grabbing) and a major action (the attack), we can say it takes a full turn to do. Perhaps they might need to make a moderate (DT 2,1 on the chart above) Athletics check (as part of the move action) to swing on the chandelier and perhaps a one or two die downgrade to the attack for attacking while swinging through the air.

Remember that when pitting a player versus another character, if there isn't already a DT known for the action, try to always have the DT based on a creature's stats and grade.

For example: perhaps a player wants to persuade an enemy to surrender. This should be really difficult for a high grade enemy, but

simpler for a low grade one. The skill chart (page 89) shows persuade under Trickery. But for the difficulty, it really should depend on the foe's stats. Since it is telling the creature what he should do, it is a social attack. Since it isn't damage, we use the power-based defense. So we use the target's Cha defense + the target's lowest remaining hit point pool as the target defense.

Once you have that, you might want to give the character some bonuses or penalties for equipment, a character's background, or other circumstances. A $\uparrow 1$ or $\downarrow 1$ is usually suitable for that.

Effects like frightening a foe or similar only last a round if the target is not wounded at all. It gains (save ends) if the target is wounded, and are more or less permanent if the target is defeated (save ends with a (choose the appropriate Aspect) penalty).

Be Flexible

While Aspect attempts to make cinematic action possible, it does not have a rule for every possible action. Don't be afraid to invent rules on the spot if there are none already (or you can't find them).

Components of an Adventure

An adventure is a narrative. It is a story. Most stories consist of encounters, challenges and story.

Encounters

Physical, Mental, and Social encounters. Encounters involve direct conflict. These are covered in-depth in the Social Interaction and Encounters chapters.

Contests

Most encounters are going to be with monsters or other characters, but you can also treat various other types of exciting contests or ordeals in the same manner as long as there is an ultimate consequence for failure and ongoing threats. The players might be playing carnival games, running a gauntlet, engaging in a fencing competition (a simple combat that ends once someone is wounded), playing some sort of sport, or fighting a barn fire.

For example, in the Derriston Fire adventure we have the players fighting a barn fire. The ultimate consequence for failure is that the fire would destroy the barn, and the ongoing threat is the fire itself sending out blasts of flame and cinders. Let's walk through building the burning barn encounter.

First you need defenses and hit points for the target or targets. The fire is the obvious foe here, and since it is fire, the players will have to use attacks that can fight a fire: water, cold, smothering, any attack they have that can be reasonably expected to put out a fire.

We could pick out stats for the fire, but it seems like the easiest thing to do is just use the Instant Monsters table (see page 178). However, a barn is unlikely to have those high defenses, so we're going to just fudge the defenses and health.

A burning barn should have a base of 1 in all defenses, because the players are unlikely to miss this target. We make them roll anyway in case they get crits or advantage.

We expect the players to have an average roll of 6,4 every round (because of various upgrades), which looks like 5 damage with some effects, so we'll just call it 6 damage per turn. We aim to finish in about 4 rounds, that means about 24 hit points per player.

However, we want a chance of failure. A good target for failure is 140% of the target rounds to finish, 6 rounds in this case. So at the end of the 6th round, if the players have failed to put out the fire, the barn burns down and the players have failed.

The contest is still not really threatening, the players are totally safe. So let's give the fire an attack. Since most of the characters will have to get into melee to use their buckets, the Ablaze stance seems appropriate from the Fire set, and Singe seems appropriate for the fire's attack, especially since it can hit multiple targets and potentially reach out a bit further if characters find a way to stand further back. We should also pick up Ignite so we have something we can use the fire's advantage for.

The players can use their basic attack action to attack the fire if they can come up with an action that makes sense. So we put some buckets nearby for the players to use, and a pond near the buckets. We assume that a maneuver can use a basic move to get to and from the water and spend a square to scoop, and a major action to splash the barn with the basic attack. Players use their basic attack to determine their attack roll and damage, and now we have a simple encounter. Of course, if someone catches on fire, the other players might want to use their major action to attempt to put out the fire using an improvised save.

Logically, there may be others helping to put out the fire than just the players, townsfolk who have a vested interest in the barn or the town's safety. Make sure you calculate for them in the hit point total of the barn, adding an extra 24 for each (assuming they are about Hero level). Those others also add some danger to the encounter, if they get hit with the fire, they take damage as well and catch on fire!

This is one way you can use this to quickly whip up encounters that have nothing to do with combat, but are still exciting ways for the players to use their characters.

Challenges

Chases, Puzzles, Research, Stealthing, and Tests. Challenges involve skills and often have a time component. These can be set up in a number of ways. They don't have to be life-threatening, they might just be inconveniences such as climbing a rocky mountainside, delving into a narrow tunnel, or researching an antidote.

Consider the party's range of bonuses for the skills involved to make sure it isn't impossible for the group.

Single Character Challenges

These kinds of challenges should be saved for characters that have invested a lot of ranks into a single skill, this is one way to make them feel like those points are really worth it.

Researching an antidote, for example, probably involves less than the whole group. Consider the character's resources, time available, and skill ranks, and set a reasonable difficulty. Don't forget to take into account Time Modifiers (page 89) as you design the Knowledge Checks (page 89) required to research this.

Let's say the queen is dying. There is a character in the group with a Nature of ABC and a Lore of ABCC. A nature check of something easy would determine she seems to have been poisoned, and an antidote must be found.

Since the character's Nature roll is guaranteed to be a 1 or better (because of the C die), and failing this roll would basically bring the plot to a halt, we'll call the base DT for realizing she's poisoned and an antidote must be found a 1,0. The player rolls, and lo and behold they roll a 3,4. Better than just a success. The queen has been poisoned! She has only a month to live! The character remembers hearing of a scholar whose research is primarily in poisons (the extra successes) and they live in a neighboring kingdom (the advantages).

Now the characters will need to make a journey, which keeps the other characters engaged, as the trip there is quite dangerous.

Plan out a few side encounters, but nothing to derail the main quest here. Remember, the characters have only a month.

Arriving in the city, the scholar has been missing for weeks! The players can either take this as a quest to find the scholar (be sure to have clues handy) or maybe they'll just break into the lab. Either way, make sure that the endeavor doesn't take too long.

Finally they have access to the scholar's research! It is in-depth, so has a +6 knowledge modifier for the subject. This means the characters could spend up to 15 days (a +18 modifier, 3x the value of the material to research). A 24 die upgrade sounds like an epic die roll. That is 8 C dice. We already know they are guaranteed 1 C die, and they are likely to turn the A and B into Cs as well, which means 10 C dice. We can make the difficulty 10,X knowing the player will be able to accomplish it, and feel pretty awesome at the same time.

But what are the other characters doing while this character is spending 15 days doing research? What intrigue awaits the characters in this foreign city?

Multiple Character Challenges

These are great for interspersing between combats, especially since they carry the risk of wounds if the party is not careful.

Climbing a mountainside involves the whole party. Figure out how many checks they players will need to make, 1 for a simple climb, 3 for a complex climb. With a complex climb, the 3 checks might represent 3 ledges on the mountainside.

Remember to apply damage for badly failed skill checks and suddenly the climb is a very intense and real challenge.

Let the players figure out how they would like to tackle it. The more athletic characters might climb ahead, then let down ropes to aid the less able. Tying a harness on a particularly unathletic character might help. Perhaps one of the characters might possess flight and fly up to the top to let down a rope.

Story

Exploring, Dialogue, and Down Time. Story portions of the game involve little to no dice rolling. There is no hurry here. Some players hate this part, and will want to skip it to the next Encounter or Challenge. If all parties involved are amenable to this, feel free to just summarize. Otherwise, enjoy it, get into character with the NPCs they encounter and have fun.

Story Loot

For many players, story is the reason they are playing the game. Any encounter with a major NPC in the story should leave the players with some piece of the story. One way to reward the players with story is to use the story cycle.

Story Cycle

The story cycle looks like this:

Hook → Adventure → Currency → Specialist → Hook

The start of the cycle is the hook (as described earlier) which leads to an adventure. The adventure should result in some sort of currency: a bit of information, a journal, the name of a villain or organization, traces of a magic ritual, or some other clue that needs deciphering. The currency can be used by a specialist to reveal the next hook. The specialist could be a highly knowledgeable player character who needs to do some research or a specific NPC source the players know of. The hook revealed by the specialist of course then leads the characters to the next adventure.

Conflict

As the Guide you are in control of the conflict, the opposition that the players encounter. Encounters can take the form of many things such as brutal combat, tricky traps, or even clever negotiation.

You are not trying to defeat the players, rather you are challenging them. Aspect isn't a competition to see who will survive, but a cooperative storytelling game.

Building Encounters

Building an encounter in Aspect is simple. You find out how much experience should make a challenging encounter (they risk getting wounded) for the characters by adding together each character's BEV as shown on the advancement chart.

This is the party's base encounter value (BEV).

For a starting group of level 1 characters, this is 20xp per character. Do not count the characters' companion creatures, as they use up a character's actions to activate. Count other NPCs aiding the party that are not companions (and adjust for grades other than Hero). Pick foes whose XP value adds up to the BEV, and you have an encounter.

Adjusting Difficulty

The BEV is a starting point, really. It is the target power level for typical players, and should be somewhat challenging, with about a 50% chance of each character getting wounded during the fight.

If you are finding that your players are tackling your challenges without ever getting wounded, you may need to raise or lower the target. We recommend never adjusting by more than 10-20% per character in either direction at a time.

Your First Encounter

15XP per character is a pretty simple fight at level 1. This is a good test fight for your players' first encounter. It lets them learn how their characters work, build some teamwork, and feel a bit powerful. Having this as the first encounter makes the game seem much more approachable for new players as well.

Boss Fights

At about halfway between the BEV and the total XP value of all party members (half is 25 per character at level 1), there is a pretty good chance that one or more of the player characters will be defeated. Use this difficulty sparingly, especially with solo character.

Pivotal Battles

Use the total XPV of the entire party as a hard cap.

At that difficulty, there is a 50% chance that the player party will just be wiped out. Only use this kind of encounter if you are creating a pivotal moment in the story, one where the encounter determines which path the story will take.

Don't do this when player failure will just end the story outright. That's just mean. One way to use it is where allies will come and rescue the characters after or during. Be careful of having characters come and finish the battle after the players are defeated. Leave the defeat as a defeat. Here's a few ways to do that:

- Have the enemies leave the characters to die, then some ally take them in and **nurse them back to health**. This can be a great way to introduce a new side character.
- Have the heroes get **captured** by enemies and imprisoned. Then they have to plan their escape!
- Have **situational allies** (characters who won't always come to the rescue, such as town guards) happen upon the encounter before the players are defeated, scaring off the

enemies. This can be used to establish these enemies as tough foes for a later encounter.

- Let it be **the end**. Darkness wins and reigns over the land. Some years later, new heroes arise, inspired by the heroes of legend (the previous team). Be VERY careful about using this one. Make sure the players are not so invested in their characters that this would be a massive blow to them.

Guide's Miscellany

This area is a sort of toolbox for the Guide to tailor his adventure and to handle unexpected situations.

You never know what the players might want to do, so here are some additional tools and common bits of data that might be useful.

Inanimate Objects

Players want often want to break a jar, smash open a door, hit a gazebo with an arrow, or any number of other things. Here you can find the defenses and hit points of those items.

Material	Properties	Weight
Glass	Soak 0, vulnerable thunder	x2
Iron or Brass	Soak 6, vulnerable acid	x4
Leather	Soak 4, vulnerable lightning	x1
Paper	Soak 0, vulnerable acid, fire	x1
Rope	Soak 2, vulnerable acid	x1
Steel	Soak 10, vulnerable acid	x4
Stone, hard	Soak 10, vulnerable stone	x8
Stone, soft	Soak 6, vulnerable stone	x8
Wood, hard	Soak 8, vulnerable acid, fire	x2
Wood, normal	Soak 4, vulnerable acid, fire	x2
Wood, soft	Soak 2, vulnerable acid, fire	x2

An inanimate object has a base of 1,0 in all defenses, plus double the normal modifiers for size (see Defense Adjustments Due to Size, page 22). Increase the Edge targets of an object by 2-10 points if it is anchored in the ground, such as by roots or a building's foundation. Inanimate objects are considered Soulless and Mindless (see Aspectless, page 148).

An inanimate object has a base of 8 composure and 8 wounds, plus the normal modifiers for size. Different materials have differing levels of damage reduction, as shown in the following table.

Combat Die Sides

For reference, these are the sides of each combat die (E for Edge, S for successes, Crit for crits).

Die Kind	Side 1	Side 2	Side 3	Side 4	Side 5	Side 6
A	blank	blank	1 E	2 E	1 S, 1 E	2 S
B	blank	1 S	1 S, 1 E	1 S, 2 E	2 S	2 S, 2 E
C	1 S	1 S, 3 E	2 S	2 S, 1 E	2 S, 2 E	Crit, 3 S


As you can see, more dice means more Edge, while higher quality dice means more consistent success rates. (Highlighted in yellow are faces unique to each die, for ease of identification.)

Design Note: When upgrading a roll, if you want more success you can upgrade the As to Bs and Bs to Cs. If you want more Edge, just

add more As. Also consider that C dice have success on every side, so that can be helpful for consistent success and Total Failure prevention, and it is the only kind of die that has a Crit on it.

Each A die contributes to a roll, on average, 2/3rds of an Edge and 1/2nd of a success. Each upgrade of a die (from A to B or B to C) adds an average of 1/6th of an Edge and 2/3rds of a success.

Add (A) die sides:



Balanced (B) die sides:



Crit (C) die sides:



A die = 1/2 S, 2/3 E

B die = 1/6 S, 5/6 E

C die = 1/6 S, 1 E, 1/6 Crit

AAA dice = 1 1/2 S, 2 E

Three As instead of 1 C is DOUBLE the Edge. Though it is good to note the C die brings an extra 2/3 S, a Crit, AND prevents a Total Failure due to consistently rolling an S. C dice are very consistent while A dice are much more volatile!

The Oracle Die

The Oracle die is a Guide aid, used for quick yes or no questions that you don't already have an answer for. Does this merchant have a donkey? Is there an inn that serves vegetarian food here? Is there something small here I can throw? Unless the Guide has a ready answer, it is perhaps time to consult the Oracle die. If you roll:

Side	Meaning
	Star: Yes
	Broken Heart: No
	Scales: It Depends... (Yes, but with a twist)
	Drama Masks: Most Dramatic or Funny possibility
	Question Mark: You are asking the wrong question or it's not just yes or no. Ask a new query and roll again.
	Tree: Tree

So for example: Is there a place here that serves vegetarian food?

Star: Yes

Broken Heart: No

Scales: Depends on if you like seaweed (not the usual vegetarian fare, but it IS vegetarian)

Drama Masks: No, the local Treefolk have convinced the town that veggies have feelings, people only eat fruit, meat, or dairy. Or yes, but the vegetarian place is the roughest bar in town

Question Mark: The real question is whether there are any places that serve meat (then roll for THAT answer)

Tree: Yes, but it only serves food that came from trees (apples, plums, bark, etc.)

The Oracle die adds a dash of drama, humor, and fun, as you the Guide try to make sense of its cryptic answers. You get to decide how much of an impact it has on your adventure. Don't roll it unless you are prepared to accept its judgment!

Do not think of the Oracle die as a replacement for Consider Yes. The Oracle die is meant to more clearly define the situation, not determine whether or not a player can do a thing they want to do.



THE WORLD OF ANNOR

This manual presupposes several things about the world you are running your game in. Here are the assumptions we make. Feel free to make changes to the system to suit any assumptions you wish to challenge here.

Magic is everywhere. There is nothing keeping a player from playing a wizard or a warlock. Magic can be bought in cities, and it carries no legal compunctions or framework other than would be normally lent to daily life. Magic is still mysterious, wonderful, and will probably cause amazement in those who watch on, but it is not that different from other forms of entertainment or science. This applies to Arcane, Divine, and Elemental magic. Most kinds of Supernatural magic are illegal in civilized areas that are controlled by the Common Accord (see page 26).

Players are heroes. The reason the Hero grade is labeled Hero is because they are above and beyond common folk. Basic is the average being in this world, and player characters are a cut above.

The Common Accord have accepted one another. Gnomes, Karablan, Humans, Dweor, Lyven and so on all have a reason to be somewhat civil towards one another. They don't always share lands, but they are no longer in overt war with one another over mere species differences.

Despite this, there are great dangers in the world. The Common Accord have not tamed the world. There are other species that have reason to hate the Common Accord, there are untamed wilds, and there are remnants of ancient kingdoms. Simply traveling from one

city to another brings risk of an encounter with wild monsters, bandits, or any number of other challenges or dangers.

The world has seen many calamities. The Common Accord has survived a number of horrible calamities. Much has been lost, as cities, nations, and even entire continents have been obliterated.

Obviously, all of these assumptions could be challenged to create an interesting game. As Guide, you have final fiat over everything in this book, just be sure to give the players forewarning as to what they are getting into (even if it is a somewhat vague one) so they are not frustrated when you pull the rug out from under them. For instance, don't let your players create a bunch of arcane spell-casting characters, then partway through the adventure have something happen that nullifies all arcane magic forever. That's just cruel.

Towns and Cities

Towns and cities have an **economy level** which is a percentage (100% is average) and affects how easy it is to earn money, the cost of items in the town. A higher percentage of 200% or more indicates a thriving economy, and a lower percentage such as 50% indicates a level of near poverty.

A town will also have a **social rank range**, which indicates how comfortable characters of varying social ranks might be in the town, whether they would be able to find work, and so forth. See Siathu in the next section for examples on how this can work.

Inns

Inns can be quantified by their quality, from +1 to +6 or more. This is an indicator of how much extra wound healing is earned for each unwearied long rest period (see long rests). Better inns will cost more! Square the bonus, that's how many gold pieces per night the inn should cost (hey, it is cheaper than a potion).

Libraries

Libraries have differing coverage of subject matters. First the library will have an overall rating of information, from ↑1 to ↑6. Specific subjects will have ratings from ↑0 to ↑12, which supersedes the overall rating. Neither kind of bonus should exceed the social rank of whoever owns the library. (see Knowledge Checks, page 89)

Religion

There are temples to the gods in places all over, and most temples are considered to be for multiple gods (usually ones with similar temperaments, therefore you are unlikely to see a temple that worships both Kala and Nox).

While the Gods have not been seen by the greater public since before The Calamity, religious institutions in Annor accept the existence of gods as a fact, and it is generally accepted that the Gods have played major parts in the history of the world. (See Annor's History in the next section and Annor's Pantheon, page 139, for more information.)

Temples are generally not seen as places of scheduled worship (though some are), but places to go to appeal to the Gods for some specified deific benefaction. They are also places where holy relics are kept and where Divine characters can receive Favor.

Annor's Calendar

Annor's calendar has 12 months. The year is broken into the four seasons: Spring, Summer, Autumn, and Winter. Each season is broken into 3 months: an Eve, a Home, and a Tide. There are 29 days for each Eve month, 30 for Homes, and 31 for Tides.

The twelve months are:

Springeve, Springhome, Springtide, Summereve, Summerhome, Summertide, Autumneve, Autumnhome, Autumntide, Wintereve, Winterhome, Wintertide.

Annor's History

Here is some commonly acknowledged history of the World of Annor, shown from the perspective of Common Accord residents on the continent of Prax.

2500 BC (*Before Calamity*): The Gods create the world of Annor.

2423 BC: The Bloody War begins on the lost continent of Evastre.

2323 BC: The Accord brings peace to those of the Common Accord.

110 BC: Praxor the Explorer begins exploration of the unknown.

90 BC: Praxor discovers and names the continent of Prax. Towns and cities begin to form as he explores the continent. **84 BC**: Aldabar founded. **82 BC**: Founding of Kel. **75 BC**: Alchar founded.

70 BC: Praxor dies. Praxion is founded on the site.

60 BC: The Nation of Praxor founded on Prax by his twin sons Rykon and Sellise. Praxion is named the capital. Skevin founded.

55 BC: Seth Taurman starts the small fishing town of Siathu.

50 BC: Rykon found murdered in bed. Sellise is found guilty and executed. The Torments begin, a period of turmoil in Prax between every society. Many heroes vanish or perish.

36 BC: The world quakes and the Gods are seen no more.

0 BC: The Calamity. An explosion obliterates the majority of the Kingdom of Prax, leaving behind the Northern Sea. The Moon splits into two moons, red and blue. All of Evastre vanishes into the sea.

3 NM (*New Moons*): Vaknaar War. Prax is invaded by the Vaknaarians, from a previously unknown continent Vaknaar.

20 NM: Remaining inhabitants of Prax manage to fight off Vaknaarians with the help of mighty heroes. Derriston is founded by Derris, one of those heroes. Tower of the Watchers built to guard the western shores of Prax from invasion.

25 NM: Telvad I, Praxor's only grandchild and a hero of the Vaknaar War, founds Telvad Empire at Telvad of the Sands.

52 NM: The undersea Realms of Kel-Sir make contact with Siathu. They say that Kel-Sir has disappeared, reigniting fears that the Gods may have left Annor. Existing religious institutions publicly assert that they are still in private contact with their respective Gods.

60 NM: Telvad I dies in his sleep of extreme old age. His son Telvad II takes up the crown.

61 NM: Kel-Sir's Cephaloid join the Common Accord.

62 NM: City on the Falls founded by the Cephaloid.

67 NM: Telvad II moves the Empire seat to the incredibly beautiful City on the Falls, now renamed Telvad on the Falls.

71 NM: The Tower of Magic, an elite school of arcane study, begins construction north of Telvad on the Falls.

100 NM: Construction begins on the Telvad city Vortex in the Sea where the Praxion once was. It rests atop a massive ocean whirlpool.

175 NM: Telvad II dies of old age. Telvad III takes his place.

178 NM: Telvad III moves the Empire seat to Londa and renames it Telvad of the Rivers.

240 NM: Tri-Telvad Empire founded by Telvad III's 3 children. Grand Empress Fara rules from The Falls, while Sard dwells in The Sands, Ten dwells at the Rivers.

310 NM: The upper portion of Siathu detaches and declares itself Telvad of the Skies. Fara moves to it and rules from there.

322 NM: Calamity of the Sands. Telvad of the Sands swallowed by the desert. Telvad of the Skies and all of the ruling family vanishes. Acolytes of Mereth warn that her prophecies imply that a third capital city will be destroyed soon after. Housing prices in Telvad on the Falls and Telvad of the Rivers fall dramatically, as they were previously capitals.

323 NM: Telvad of the Plains founded by remaining refugees of both of the lost cities, as well as those fleeing The Falls and The Rivers.

324 NM: Siathu declares itself an autonomous State. Other cities follow suit, establishing mostly Councils of the more senior officials. No city wants to become the seat of a Kingdom or Empire and be swallowed up by some new Calamity, as prophesied.

330 NM: The cities of Kel, Alchar, and Velous join together to form the Kelandic States. The cities form a triumvirate so to not be affected by the prophecy.

350 NM: The deep-dwelling Orcs express a desire to join the Common Accord. It is denied due to a history of enmity.

351 NM: It is revealed that the Orcish capital of Grunnuk was destroyed two years ago. Mereth's followers declare this the fulfillment of prophecy. The remaining Orcs are allowed to join the Common Accord.

355 NM: The setting of the adventures *The Derriston Fire* and *Here There Be Demons*.

THE CONTINENT OF PRAK

AS OF 355 NM

Key:

* City

• Town

+ Fortress

- Ruin

↑ North

| = 100 miles
(1 day ride)



www.patreon.com/AspectPrime

© 2020 Heather Gunn



Siathu

Siathu is a sprawling cityscape by the sea mostly surrounded by cliffs. It crawls up and down the nearby cliffs and sprawls along the beachhead 5 or more layers deep. Hightown is the tallest district, featuring towering buildings of 20 to 50 stories.

Magic is common. Not to say everyone can do magic, but magic is everywhere, and citizens interact with magically created things every day. Many citizens have been lucky enough to have inherited a magical device or two from their Houses. Airships, Flitters, and Messenger Orbs are common to see in the sky. At night, a Lyven soaring through the air via giant owl is a common sight in Hightown.

Humanoids of every sort live in Siathu, and in close proximity to one to another. The homes and businesses are stacked upon each other, and balconies and bridges crisscross the cityscape. The architecture is widely varied due to the age of the city and the various Humanoids who might have built it. Older parts of the city will crumble and new buildings are built on top of the rubble nearly overnight. The city is always changing. Always moving.

A coastal trade city, originally built upon the only rocky area (*known as the Foundation*) near shore, it has since far outgrown this stable ground, building upwards, and spilling onto to the nearby cliffs.

It isn't that the Foundation was the only place anyone built in the area, just that everything else seems to wash into the sea eventually, so the major structures that remain and get built upon year after year is all built up on the Foundation and the cliffs.

Siathu

City State; Metropolis

Population: 120,000

70,000 able bodied

Racial Composition: Mixed (*Humans 29.9%, Lyven 19.6%, Dweor 14.5%, Hyflind 9.4%, Gnomes 6.8%, Orcs 6.0%, Giantkin 4.4%, Karablan 3.4%, Fae-kin 2.5%, Eumykin 1.7%, Treefolk 1.3%, Cephaloid 0.4%, Other 0.1%*)

Primary Governing Body: The Grand Council, a few select families and the heads of all the Major houses.

Economy Level: 150%

Social Rank Range: 1-20; **Individual Districts:** Cliffside 2-12; Easttown 1-4; Hightown 10-20; Midtown 5-15; Prax Chasm 1-6; Shoreside 1-8; Southquarter 2-8; Sticktown 3-10; Taurman Palace 5-18; Undercity 1-5; Uni 4-15

The Government of Siathu is largely independent from the Tri-Telvad Empire, despite being the largest city in the Empire.

Siathu is governed by the heads of the major houses and a few select families, in a group simply called The Grand Council.

Racial Relations

With the Lyven and Humans practically the entirety of the elite in Siathu, the minority races tend to get a bit annoyed with the privileges granted to those races.

Religion in Siathu

Worship of the Nine (Eldar and his family, see Annor's Pantheon, page 139) is less common in Siathu than other parts of Prax. There are a few temples here and there and there are also a few other religions (Elder House, House of the Eye, House of the Horn, Order of the Candle, and Tooth and Claw are the well-known ones) that are mainly found here in Siathu and little else.

There are temples for the existing religions, and the University has an entire department on ancient religions and owns a few ancient temples found in Undercity.

Many inhabitants, however, say if there were gods, the gods were killed long ago when the Calamity obliterated the Kingdom of Prax. Even in the face of actual divine power, disbelievers would just say it was from some other magical source.

Siathu's Major Houses

In Siathu if you are not part of a House, you have no status. Each of the Major Houses has a representative on the Grand Council.

Elder House

The most well-known House is Elder House. This welcoming religious organization claims to be the true first House. The Elder House is a group that claims its power comes from the Elder Being, who they claim is the true one god. They claim to perform miracles through His will and hold weekly meetings where they discuss how He wants us to live. Most of Elder House would acknowledge that there are lesser gods.

They feed and clothe the poor, though they do keep track of who owes them debts and will exact it in the future through servitude or substance. It is reputed that some of this House are hundreds or even thousands of years old. Some outsiders feel the House is not so much a religion as a financial institution.

Elder House asks members to adhere to meticulous cleanliness standards, such that an entire industry exists simply for more the faithful to achieve their daily cleanliness via sorcery simply called spas. Meeting places are common across the entirety of Siathu, and its membership, while somewhat diverse, tends to be mostly middle class Humans.

Elder House is led by the Whitestaff, always an elder priest or priestess who has earned the respect of the Whitebloom, the most senior of the clergy.

Currently the Whitestaff is Emberbark the Wise, a Wood Lyven Sage.

Favored Skills: Elder House favors Customs and Nature.

Primary Domains: Elder House favors Earth, Spirit, and Water.

Holy Symbol: The symbol often seen for this House is the sun above a white staff. The white staff itself is something that more senior members often carry, though it seems ceremonial. The colors of Elder House are Blue, White, and Yellow.

Favor: The Elder Being bestows Favor on Divine characters who feed and clothe the poor, pay their debts, clean themselves, attend an Elder House meeting, contribute money to Elder House, or destroy an undead abomination.

Forbidden: The Elder Being forbids adherents from taking from the needy, destroying that which is holy to Elder House, going a day without their ritual cleansing, and creating undead.

House of Blades

Though ominous-sounding, House of Blades is honorable and just. The House is passionate in their belief in swift justice, and their members are frequently hired as guardsmen. They do not believe in subtle interpretation of law, but the purity of the intent of the law. To outsiders, this can make them seem like blind, close-minded zealots.

The other Houses of course have their own guard, but for areas that aren't specifically controlled by other Houses, if there is trouble in your neighborhood, the House of Blades are the folks you want to contact.

Their membership is quite diverse. Their main keep and barracks are in Sunhome Tower, in Shoreside. The colors of House of Blades are Blue and Silver.

Favored Skills: House of Blades favors Athletics, Customs, Swift, and Stalwart.

House of Four Winds

House of Four Winds is a merchant guild. Most trade is done through the House of Four Winds. They are mostly quartered in Shoreside and Southquarter.

Status in House of Four Winds is wholly performance-based. It is known as one of the best places to climb socially for those at the bottom, though new members are put through stringent tests.

The House colors are Green, Yellow, Red, and Blue.

Favored Skills: House of Four Winds favors Air, Nimble, Nature, and Water

House of Hosts

House of Hosts is the hospitality guild. Most inns, taverns, korvla, and restaurants are run by House of Hosts members. They tend to be mostly in Midtown and Sticktown.

House of Hosts also runs a major portion of the entertainment industry in Siathu.

Most House of Hosts members are Giantkin and Hyflind, though a good number are Human. The entertainment side of House of Hosts, however, is extremely diverse.

The colors of this house are Red and Green.

Favored Skills: House of Hosts favors Customs and Entertain.

House of Roots

A peaceful House that is probably the only reason there are trees in main city area of Siathu. They use natural and elemental magic to keep the city beautiful. They believe that all should be peaceful and unified, and are constantly evangelizing to gain more members. Their close ties to nature, however, cut them off from some of the advantages of modern magic.

The Roots are concerned with the ecological impacts of this sprawling city. The membership of House of Roots tends to be Lyven, Treefolk, and has a high proportion of the Fae-kin community, who are treated more as equals here. Membership is somewhat selective, and it is not unheard of for a member to be stripped of titles and made Houseless due to a misstep.

The leaders of this organization are the Taproot, who meet in Highbranch, a tower/massive tree in the center of Hightown that serves as the main hub for House activity. Hightown is where most House of Roots activity can be seen. Members are internally called Root-tenders, Leaves, Twigs, etc., depending on their status and role within the organization.

The colors of House of Roots are Green and Brown.

Favored Skills: House of Roots favors Craft, Nature, and Shrewd.

House of the Sun

House of the Sun runs Solar University, center of the Uni district.

The University is the finest place to learn magic in all of Siathu, its library boasting matter on every subject, though admittance is not freely given. Payment is required, though such payment is usually some sort of item or material specifically requested per patron.

Higher rank members can often be identified by a lock of shiny silver hair. The colors of the House of the Sun are Silver and Orange.

Favored Skills: House of the Sun favors Craft and Lore.

House of The Eye

House of the Eye is one of second chances and redemption. They are healers, using purification rituals involving fire and ice.

Their book is called *Scrip of Austerity*, and is a manual on how one can simplify one's life, removing that which causes sorrow, focusing on the good.

Favored Skills: House of the Eye favors Customs and Nature.

Primary Domains: House of the Eye favors Air, Fire, and Water.

Holy Symbol: Members have symbols drawn around one eye, signifying their standing within the House. The colors of House of the Eye are Purple and Red.

Favor: The Eye bestows Favor on Divine characters who purify themselves with ice and fire, simplify their lives, aid strangers, help others redeem themselves, and bring others under the gaze of the watchful Eye.

Forbidden: The Eye forbids adherents from denying others a chance at redemption or purification, slaying other adherents, enriching oneself at the expense of the House or innocents, or destroying a *Scrip of Austerity*.

House of The Book

Guardians of knowledge and research, the House of the Book purports to be uninterested in the politics of Siathu and the world. They are in charge (*and indeed invented*) much of the infrastructure of Siathu: plumbing, the message network, and heating. In their endless research, however, they can sometimes be sloppy and are often the cause of unnatural disasters.

The House of The Book are an esoteric group dedicated to the study of ancient text and research of magical phenomena.

Their book “The Critical Codex” is a difficult to read manual containing text that House of the Book members point to as prophetic, though the vast majority of connections seem tenuous at best to outsiders.

Baron Zennik is currently head of House of the Book.

The colors of House of The Book are Ivory and Brown.

Favored Skills: House of the Book favors Lore and Shrewd.

Siathu’s Lesser Houses and Groups

These groups do not have known representation in The Council. These are other Houses, either minor or more secretive. If none of the above seem right for you, perhaps you belong to one of them.

Daughters of All-Mother

A religious sect founded in the last 50 years when the Temple of All-Mother was discovered when Fayvid tower in Midtown collapsed. While this sect appears to worship the goddess Kala, they only refer to a deity they call All-Mother, though she appears to be very similar.

Favored Skills: All-Mother favors Craft and Leadership.

Primary Domains: All-Mother favors Innovator, Mind, and Spirit.

Holy Symbol: Members wear a symbol of a barren tree. The colors of Daughters of All-Mother are White and Lilac.

Favor: All-Mother bestows Favor on Divine characters who aid and protect innocents.

Forbidden: All-Mother forbids adherents from slaying innocents.

Houseless Ones

These are the leftovers. As falsely claiming a House membership is highly frowned upon, even to the point where wearing House colors can get you arrested on fraud charges, they are relegated to wearing medium grey clothing.

House of Silence

The colors of House of Silence are Black and White. Members wear cloaks that obscure their faces, and they do not speak with outsiders. A few of their meeting places can be found in Undercity, but outsiders are not allowed, and it is unclear how one might even become a member.

Favored Skills: House of Silence favors Air, Death, and Stealth.

House of The Horn

A religious sect of House of Hosts that believes that all abundance should be shared. Their services are daily feasts where members bring food for all there. Because membership requires the sharing of resources, the poor often cannot make the cut. After the feasts, the remaining food is brought to Kitchens in the area for the poor.

Favored Skills: Horn favors Customs and Entertain.

Primary Domains: Horn favors Earth, Fire, and Water.

Holy Symbol: Members wear a conch or blowing horn, used to summon adherents for worship or meals.

Favor: The Horn bestows Favor on Divine characters who create good food to share, share their abundance, and make sure nothing goes to waste when it could help those less fortunate than oneself.

Forbidden: The Horn forbids adherents from denying aid to those who need it.

Important Families

Important families are major powers in Siathu. Here are a few:

Prax (Ancient trading family)

Telvad (Relatives of the Empire heads)

Taurman (Previous Monarchy remnants)

Order of the Candle

A small religious splinter group of the House of the Book and Elder House. They believe that the Book and Elder Being are one and the same.

Favored Skills: Order of the Candle favors Lore and Vigilance.

Primary Domains: Order of the Candle favors Mind and Stalwart.

Holy Symbol: Members generally keep a copy of The Critical Codex on them when possible.

Favor: Order of the Candle bestows Favor on Divine characters who learn new information, teach others, and make new discoveries or recover ancient artifacts for the group.

Forbidden: Order of the Candle forbids adherents from destroying knowledge or art and from harming innocents.

The Guardians of Truth

The Guardians are a fairly mysterious group. Purportedly responsible for occasional arsons and murders, no member has been identified or held accountable, as they either evade capture or completely disintegrate to ash as a matter of last resort.

Favored Skills: The Guardians favor Death, Mind, and Stealth.

The Red Mask

Another fairly secretive group, pairs of Masks will appear in the evening observing from a precarious location, then disappear into the night.

Adherents wear Dark Red Masks and Black garb.

Favored Skills: The Red Mask favors Swift, Trickery, and Stealth.

Tooth and Claw

Followers of The Eternal Lion. The Followers of the Lion believe He took on the form of the bright lion to command us to be brave, bold, and to follow Him.

Services are boisterous and jovial, with multiple prisms often employed in windows so that the entire room is bathed in shimmering multicolored light.

Membership and services are scattered through poorer areas: Southquarter, Easttown, and Sticktown, mostly, though there are others scattered through the majority of the city.

Favored Skills: The Lion favors Perception and Shrewd.

Primary Domains: The Lion favors Evocation, Innovator, and Spirit.

Holy Symbol: Adherents carry prisms and often wear a spectrum of bright colors.

Favor: The Lion bestows Favor on Divine characters who use boldness and bravery to aid the weak, free innocents from oppression, heal others, and try new things.

Forbidden: The Lion forbids adherents from ingoring injustice, causing fear or despair, and creating undead.

Tradewinds

An elite cadre within House of Four Winds of only those whose magical abilities allow them to directly control wind or whose ships are the very expensive Airships.

They headquarter in the richer areas of Hightown and Midtown.

Favored Skills: Tradewinds favors Air, Shrewd, and Water.

Way of the Earth

Stonecutters, an ancient tradition of sorts. Mostly Dweor and earth elementalists. All are welcome to try joining, but to become a member requires a series of tests of one's connection to stone.

Adherents often wear reds and browns.

Favored Skills: Way of the Earth favors Earth, Lore, and Nature.

Siathu Geography

Surrounding Siathu on the north are stepped cliffs culminating in a massive monument of stone called The Plinth. The Plinth is a massive smoothly curved surface of stone, pockmarked with occasional holes. It is said it holds a network of caves.

To the south of Siathu is a large bay that protects the city from heavy sea activity. Siathu is a busy port, ships litter the bay and are frequently seen going to and fro. Many of the richer folk of Siathu have vacation homes built along the bay with their own private ports.

To the west of Siathu is a massive bridge leading from a cliff edge directly into a massive cliff side. No one seems to know what the purpose of this bridge is, why it was built or when. It has been there as long as anyone can remember. Hundreds of feet above the bridge, the top of the far cliff side is covered in massive pine trees.

To the east of Siathu are sprawling fields littered with ancient farms. Siathu is growing, however, and constantly eating up smaller farms. The Elder House supervises the restitution given to the farmers who lose their lands to the city's eminent domain.

Things to Do: Send a Messenger Orb, Cross a bridge, Rent a flitter, Climb some stairs

Districts

Siathu is a massive city of towers, from Cliffside to Shoreside. There are several very distinct districts.

Cliffside

Cliffside is filled with industry. Dweorn and Orc airships fill the spaces between the massive arches, huge rectangular towers, and landing platforms. Blast furnaces against and atop the cliffs bellow out fumes and smoke constantly. Many mines are dug deep into the cliff face. Residents of Siathu prefer cremation to burials due to the potential for creating undead, and this is where it is usually done, and the ashes then scattered in the sea, forges, or clifftop forests.

Landmarks: Yerzvald Tower (Airship yards), Granitevault (Dweorn bank), The mine-pocked cliffs, North gate out of town

Things to Do: Get something BIG and/or incredibly expensive made, Hire a large and/or powerful airship, Take advantage of efficient Orcish industry, Visit the largest bank in the city, Industrial Espionage, Get cremated

Easttown

Easttown is a long peninsula on the eastern end of the foundation. One of the poorer areas, this area's towers do not reach as high into the sky, such that the entire area is effectively unable to see sunsets. Largely a Cephaloid settlement, there are some Eumykin, and Karablan neighborhoods near Southquarter.

The docks here are less used for commerce, so most of them have become networks of houseboats, peddler ships, and all manner of waterborne vehicles and buildings, connected by docks, rafts, planks, and rope walks. This area is home to many different folk, especially poorer Cephaloid and aquatic or amphibious Fae-kin.

The shoreside of Easttown has the most different temples of any area in the city, even including temples to the individual Nine.

Landmarks: Boattown, Fongel's Flophouse (Inn +2 on a large raft)

Things to Do: Find bargain art, Gamble, Get arrested, Hire someone shady, Get religion

Hightown

Hightown is the tallest area of the city, boasting a number of tree towers, which are inhabited structures crafted from living trees. Highbranch Tower is the greatest of these, casting a leafy shadow over much of the area.

This area is the place for the wealthy and for the artisans who enable the lavish lifestyles of those who can afford them.

Landmarks: Grand Park (Public), Seeded Garden (Residents Only), Highbranch Tower

Things to Do: Hobnob with the Elite, Buy something incredibly expensive, Visit a gallery, Find a patron of the arts, Enjoy greenery, Consult a sage

Midtown

Midtown is where most commerce takes place and is really the largest surface district. Largely run by Humans and Lyven, this is where The Council meets and where festivals and other cultural events are held, usually at City Center.

Landmarks: Mason Tower, Temple of All-Mother, Northbridge (to Uni), Limping Horse (Tavern and Inn +4 in Mason Tower)

Things to Do: Catch a Show, Hire a fast Airship or Flitter, Go shopping, Have a great meal, Political Espionage, Worship

Prax Chasm

During the Cataclysm, the Foundation below the city cracked, creating a deep yawning chasm spanning the center of the city from west to east. The Chasm has been slowly widening at the rate of about an inch a year since and is now over 40 feet wide. The massive bridges here are often being worked on to keep them from crumbling into the abyss.

Landmarks: The Dredge (Bottom of the Chasm), Vengeance Spire

Things to Do: Find fallen things, Practice falling, Visit the highest security prison in the city, See construction

Shoreside

Piers and landing platforms line this shoreline section of the city. Underneath it all are the often massive warehouses where the wealth of the city's trade industry is stored. There is a notable increase in Blade visibility here, more as a deterrent than anything, as Shoreside is generally peaceful, so long as there's no heavily laden airship with engine troubles.

Landmarks: Sunhome Tower (House of Blades), Twisted Trumpet (Tavern & Inn +3)

Things to Do: Find some cargo, Catch a ship out of town

Southquarter

Karablan, Eumykin, Cephaloids, Orc, and Fae-kin make their home here along the bay. Though not the main bustling trade area like Shoreside, Southquarter does a brisk trade in less profitable but necessary goods.

Southquarter is also home to the headquarters for both Elder House and House of the Eye. Additionally, many of the House of the Horn kitchens can be found here for those desperate for a meal.

Landmarks: Elder Home, Tower of the Eye, Banko de Urgosh (Orcish bank), Warehouse district

Things to Do: Trade in basic goods, Worship, Get a free meal

Sticktown

East of the city is a network of farms operating on transplanted dirt patches. Named for the numerous wooden buildings compared to the main city's towering stone and metal structures, Sticktown produces much of the city's food supply.

Large tents of strong thin fabrics cover the crops to protect the soil and plants from sands blown in from the shores.

Landmarks: Temple of the Nine (Temple to Eldar and Kala and their children)

Things to Do: Get amazing produce, Worship the Nine, Head East

Taurman Palace

One of the oldest standing structures, built on a nearby outcropping of stone overlooking the sea. The Taurman family is one of the oldest families, once the hereditary monarchy, since the city moved to a more democratic government they are now simply one of the richest families in the city.

Things to Do: Hobnob with nobility, Attend a ball, Head West

Undercity

As the towers are built ever higher, the lower sections become forgotten in the darkness. The Undercity is where one goes if one cannot bear to stand in full sunlight, whether due to one's reputation, dealings, or eyesight.

Undercity is composed of lost ruins that were built upon, the pipes and valves of the steam and water lines that power the city above, and those to keep those systems running.

The Undercity goes deep, even into the Foundation in some places.

Things to Do: Find and explore forgotten ancient ruins, Escape notice, Make a shady deal, Fix or break a utility

Uni

The center of the Uni district is Solar University, a collection of domed towers surrounding the central large glass and bronze domed Kaldel Tower.

Uni is composed of student dormitories, faculty dwellings, stores and restaurants that cater to them, and the University campus itself. Due to the high student and teacher population, Uni is the most diverse district in Siathu.

Landmarks: Solar University, Uni Library ↑6 (↑8 Airships, ↑4 The World Beyond Prax), Northbridge (to Midtown), Ink and Quill (Student Store), Feathered Mouse (Tavern & Inn +2)

Things to Do: Find an Expert, Teach a Student, Research Lore, Find Diversity of Cultures and foods

Annor's Pantheon

Different worlds have different pantheons, but the default world used in Aspect Prime is Annor.

The gods of Annor have not been seen publicly in over 3 centuries, but their power seems to linger in those who follow their ancient teachings. The main gods of Annor are here with the various texts to give you an understanding of the points of view of those gods.

How much of these texts are true? That is up to the Guide to decide.

Favored Skills

Favored skills are skills that are important to and typically taught as essential to the worship of this deity.

Primary Domains

The primary domains are the domains that are typical for a particularly devoted follower of this deity. The domains for these gods are the suggested primary domains, but do not feel like you have to have only (or all of) these domains if your character follows that particular deity.

Holy Symbols

The holy symbol is a typical symbol that deity's followers wear.

Favor and Forbidden

Each deity has specified acts that will bring a Divine follower favor. The acts that are Forbidden are ones that could bring down Retribution upon a character. See Favor and Retribution, page 53.

Eldar and Kala – All-Creator and All-Mother

Eldar and Kala are the parents of the other gods. From them, all creation has sprung, and by them all life is nurtured.

They are the most commonly worshiped gods in all of Annor. Temples to them can be found in every major city, and even in some of the smaller villages. The only place on land they are not worshiped is the continent of Vaknaar.

Priests and priestesses of Eldar and Kala are often called the White, in reference to their typical garb, though formally they are simply called Priest or Priestess.

Favored Skills: His favored skills are Craft and Customs. Her favored skills are Customs and Leadership.

Primary Domains: His domains are Air, Spirit and, Evocation (leaning towards Chaos), and her domains are Evocation (leaning towards Force), Innovator, and Swift.

Holy Symbol: White. The white symbolizes the purity of thought and intent that The All-Creator and The All-Mother share.

Favor: Kala bestows her Favor on Divine characters who innovate new and useful ideas, lead others to success, mediate disputes, prevent harm to innocents, and free innocents from oppression.

Eldar bestows his Favor on Divine characters who craft things useful to others, heal others, prevent harm to innocents, and who lead others to do the same.

Forbidden: Kala forbids her adherents from oppressing others, causing fear or despair, denying a chance for redemption, creating undead, and failing to strike down evil.

Eldar forbids his adherents from intentionally doing less than their best, harming innocents, ignoring injustice, creating undead, and having an utter lack of levity.

The Beginning of All Things

The Beginning of All Things is a book entailing the creation of the world and the gods, and all things over which they preside. This is the beginning as reckoned in the scriptures found in temples of Eldar and Kala. This book is attributed to Eldar.

In the beginning, there was Eldar and Kala.

And Eldar did get bored. So he made the World. And he saw it was boring. So he made Bunnies. And he saw that the bunnies were pink and blue, and he was happy.

And it came to pass that the bunnies did get restless and told off Eldar for bringing them into such a meaningless existence, so Eldar saw fit to create Boats. And Kala rolled her eyes. And so the bunnies learned that boats made great chew toys and for a while, Eldar, Kala and the bunnies were happy.

And Eldar noticed that there were a lot more bunnies than he had actually created. So he paid attention for a while and saw some very curious scenes. And Kala did grin. So Eldar did build a home with a bedroom and a bed.

And it came to pass that Kala bore Kel-Sir.

And Kel-Sir saw that there were Boats, but she saw no sea for them to float in. And Kala said to Eldar, I Told You So. So Kel-Sir pestered Eldar until he made the Sea. And the Sea was good, and the world was flat, and the Sea poured off over the edge.

And Eldar said, Whoops!

So Kel-Sir sighed and she did curl up the edges of the world a little bit, and Eldar created the Sea again, and it was good and stationary. And Kala smiled. And Kel-Sir dwelt in the Sea.

And it came to pass that Kala bore Eryn. And Eldar saw that he now had a son. And Kel-Sir felt neglected. And Kala bore Nox, Tarlek, Mereth, Herulok, and Tariana. And Kala told Eldar to stop mimicking the bunnies and go make something else.

So it came that Eldar went to think. While Eldar was thinking, Kel-Sir created fish, and also did create many beasts of the sea. And Eryn did create a great globe of light, and there was Day. And Nox did squint her eyes at the brightness and did create a great sphere of cheese to block the light and there was Night. And Eryn and Nox did argue and fuss. And Kala sent both of them to their rooms.

And Tariana saw that there was no green in the world, so she created trees and also created beasts of the field that did eat the bunnies, for there were far too many.

And it came to pass that when Eryn and Nox got out of time-out, they compromised and let the days and nights alternate. And Kala knew she must be doing something right.

And Mereth did create writing. And she did create copious Trashy Romance Novels to hand out to the bunnies. And the bunnies feared Mereth and learned to hide in holes.

And Herulok became thirsty and so created grain and fruits so that they may ferment and make Beverages. And he went down into the holes with the bunnies and created the Party.

And Tarlek grinned, and many bunnies died.

It came to pass that Eldar emerged from his study and created the Lyven. And Kala stared. And Eldar said, Oh Wait, That's Not Quite Right, and went back into his study.

And many of the Lyven saw the forests and went to dwell within. And Tariana was glad and created the Eumykin and Treefolk to dwell there with them.

It came to pass that Herulok saw the Lyven could not hold their liquor, so he created the Dweor. And the Dweor had their first Party on an island in the sea. And the island sank for no apparent reason. And Tarlek grinned. And Kala scowled at Tarlek and made him live in the basement. And Eryn sent the souls of the dead to dwell there.

So Eryn spoke to Kala and they created Laws.

And the Dweor and Lyven thrived and created temples to the Gods and the Gods smiled. And Eldar emerged once again and created Monkeys. And Eldar was happy. And Kala did shake her head in shame. Then she turned her eyes towards the rolling hills and meadows and created the Hyflind. And Eryn said Watch This Mom and he created Humans. And Kala smiled.

And Kel-Sir was annoyed that nobody else liked swimming, so she created the Cephaloid who dwelt with her beneath the sea.

And the other Gods did speak to the Lyven, Dweor, Hyflind, and Humans and taught them many things and the Hyflind did discover that Boats and Trashy Romance Novels were good for firewood and kindling.

And Mereth was annoyed that none appreciated her genius and innovation, so she created the Gnomes.

And the Gnomes took the Trashy Romance Novels and did build a temple unto Mereth with them. And Mereth said No, No, No... That's Not What You Do With These, and she did teach them to write and to read.

And some Humans and Lyven and Gnomes and Dweor did learn to enjoy reading Trashy Romance Novels. And Tarlek taught the bunnies to kill those who enjoyed Trashy Romance Novels. And Eryn discovered Fair Play and taught the Humans and Lyven and Gnomes and Dweor to defend themselves.

And it came to pass that Tarlek caused the Trashy Romance Readers to become overzealous and they did begin to hunt down and to exterminate bunnies. And thus it was that the hundred year Bloody Bunnies War began.

Power in the World

The World is a book discussing the world and how magic relates to it. This book is also often found in temples of Eldar and Kala. This book is attributed to Kala.

The gods that created the world merely organized it from chaos that already existed. The gods took the chaos already existing in the universe and shaped it and commanded it to take on order.

There are two kinds of things in the universe: actors and substance. There are varying grades of actors, from the intelligences that cause the smallest particles to behave as they do, to the intelligences that command creatures and Humanoids to move, up to the gods that command intelligences to work with the substances. When a god creates a world, it is a time-consuming process of organizing these intelligences and substances into something useful. A god is merely a very powerful intelligence that has the respect of many intelligences, from the rocks and trees to the animals and beings.

What we call magic or power is a manipulation of the intelligence or spirit in every substance. Different power sources act on these spirits in different ways.

Arcane magic is discovering the idiosyncrasies of the interaction of particular intelligence and substance combinations and taking

advantage of the interactions. This is the reason a wizard might want wood that was struck by lightning for a spell, as the wood contains the intelligences of lightning and wood.

Divine magic is speaking in the name of a god, causing elements in the influence of that god to follow the command as if the god had given it. Gods want worshipers in order to not only have more beings that follow their edicts, but to have beings that can cause more of the lesser creatures and substances to fall within the influence of that god. Thus a god of light wants a place of worship where there is always light and is filled with open spaces and grand windows, while a god of death might wish to create more death that it can command legions of undead beings. The more that a follower follows the will of its god, the more authority that god grants the follower over things in that god's power.

Elemental magic is learning to command very specific kinds of intelligences, unlocking the powers that particular kind of element has. What the elementalists do gets around other kinds of magic by knowing what entices those elemental spirits.

Martial magic is learning to command the intelligences that rule the substances of one's body. The things one takes into one's body have intelligences as well, and choosing substances that have intelligences one can best interact with is the best way to keep one's whole self pure.

Supernatural magic is making deals with certain kinds of intelligences that have power over small spheres.

Kel-Sir – Siren of the Deep

Kel-Sir is the first born of Eldar and Kala and is the goddess of the sea. She reigns beneath the waves in an immense coral palace where she is attended to by the creatures of the sea and her followers.

Nearly every sentient being of the sea is a follower of Kel-Sir. Temples are coral structures deep within the ocean. The Cephaloid are a species said to be created by Kel-Sir. Priests and priestesses of Kel-Sir are named Laijii.

Before the coming of the Cephaloid, above world water temples or followers of Kel-Sir were unheard of, though rumors have persisted. Sailors would often pray to Kel-Sir, but were not followers of her word, nor are likely to have read her scripture.

Now that the Cephaloid have come, a few temples can be found in Telvad on the Falls or in Siathu.

Favored Skills: Her favored skills are Durability and Vigilance.

Primary Domains: Her domains are Air, Innovator, and Water.

Holy Symbol: Ink tattoos in the palms of the hands and the bottoms of the feet. The tattoos use Cephaloid ink and are of creatures of the sea. These tattoos itch when not in contact with water, always giving followers a desire to return to the sea.

Favor: Kel-Sir will bestow favor upon Divine characters who aid creatures of the sea, create new and useful things, meditate in places holy to Kel-Sir, and punish those who would pollute the sea.

Forbidden: Kel-Sir forbids adherents from drunkenness, polluting water, destroying art, and allowing enemies into her Realm.

Tales of the Sea

Tales of the Sea is a series of short stories that are in memoriam of things that fell into her realm as well as her part in the creation of the things of the sea. It is rare to find a copy of Mereth's book, *The Book of Knowledge*, that also has *Tales of the Sea*, as it has been stricken from or is incomplete in most modern copies.

THE CREATION OF THE SEA.

After the Gods created the world, Kel-Sir realized that something was missing. And Kel-Sir pleaded with The All-Creator to create the sea. And The All-Creator thus made the sea. And Kel-Sir dwelt in the cool depths and created many beasts to bring her favor. Her favorite beast was the great behemoth Slajajj.

THE SINKING OF THE ISLE OF GALLAT.

Kel-Sir emerged from her coral palace to find an island deep in the sea. The island had strange creatures that had in them the image of

The All-Creator and The All-Mother; but were only drunken fools. She sent forth Slajajj who devoured the island and all its inhabitants. Thus she taught Slajajj to defend her realm from the invasion of outsiders.

Eryn – The Protector

Eryn is the God of Fair Play and Competition. He is the first son of Eldar and Kala, and known as the founder of Law.

He is well-liked in the more civilized areas for his Law, which keeps order in the realm. He is often worshiped alongside Eldar and Kala, and there are always temples to him in the larger cities, and some temples to both him and Kala. He espouses competitive sports and it is said that he invented many of them himself.

Priests and priestesses of Eryn are called Defenders.

Favored Skills: His favored skills are Athletics and Intimidate.

Primary Domains: His domains are Fire, Spirit and Stalwart.

Holy Symbol: White and Blue shield. The white symbolizes the ties with The All-Mother and the blue symbolizes Day. The shield symbolizes the defensive nature of Eryn's teachings.

Favor: Eryn will bestow favor upon Divine characters who aid the weak, prevent evil acts, deliver those who break the Law to the proper authorities, arbitrate disputes, and destroy undead.

Forbidden: Eryn forbids adherents from mistreating those that serve them, betraying others, lying, cheating, creating undead, destroying that which they do not own, and slaying innocents.

The Book and The Law

The Book and The Law is a compilation of Eryn's role in the creation and his role in the protection of order. He gives the Law by which all beings are expected to live. The end of the book contains appendices, instructing readers to fortify against the assaults of evil, and rules of engagement in combat. Also included are some competitive sports designed to foster self-defense skills.

When the Gods created the world, there was no light in it. Eryn, the first son, came forth and drew together the heavens to create the Sun, the life source. But Nox, the vexing one, created a rank abomination to block out the sun. The odorous mass blocked out the light, bringing darkness and uncertainty to the world. A great battle was then waged between Eryn the Protector and Nox the Mistress of Darkness. Neither could prevail over the other and finally it was ruled that the powers would compromise, and the Sun would rule the day, while the filthy Moon would rule over the night, and never would they see one another again.

Then the gods brought forth the Common Accord. The dark god Tarlek slaughtered many of them and The All-Mother was furious. She banished Tarlek to the Darkness Below and Eryn the Protector sent the souls of the vengeful dead down to torment him. And Eryn gathered the souls of the good under his watchful eye.

And Eryn and Kala came together and created the Law. And it was decided that those who transgress the Law will be sent to the Darkness Below.

The Law forbids Killing Innocents.

The Law forbids Destruction of What is Not Yours.

The Law forbids Cheating Others.

The Law forbids Betrayal.

Nox – The Dark Mistress

Nox is the goddess of the night. Her temples are hidden away in dark places. Non-followers who know do not live to tell. Her works are done in secret and her adherents are often hired as assassins.

Worship of Nox happens only at night.

Favored Skills: Her favored skills are Precision and Trickery.

Primary Domains: Her domains are Death, Hunter, and Swift.

Holy Symbol: Reddish black mask. The mask serves to conceal the identity of each priest and priestess from the world. The removal of the mask is used as a form of punishment within the religion.

Favor: Nox bestows her Favor on Divine characters who keep their identity secret, work from the shadows, use deception on non-believers, and accumulate personal wealth and power.

Forbidden: Nox forbids that adherents revealing a follower's identity or connection to Nox, doing anything only out of fairness, or helping non-believers without some sort of upside for themselves.

Book of Silence

Book of Silence is the only writing of the gods never contained in Mereth's compilation, *The Book of Knowledge*. It contains the secret combinations of darkness, which only the priestesses of Nox know, and the commandments of Nox to her followers.

Tarlek – The Reaver

Most say Tarlek is said to be the god of death, banished to darkness by Kala for inciting genocide. But to his worshipers, he is the lord of all gods, and created the gods from his own plucked eyelashes.

Temples to him are always hidden and unknown to non-adherents. He is worshiped only in secret or in the company of others of the same mind. Worship of Tarlek is not accepted by most, and forbidden by the Common Accord.

His worshipers use normal words in Common with hidden meanings in order to find one another and communicate in plain sight. This hidden language evolves over time, so disconnection from the group for even a year leaves an adherent completely out of these hidden conversations. They never reveal their associations to outsiders and enclaves disperse and reform elsewhere as soon as they are discovered.

All worshipers of Tarlek are turned into undead in death, so that they may further serve Tarlek in the life beyond. His followers do not fear death, for they know they will return in death, should they earn the right to rise as his servants. The greater their service to Tarlek, the more powerful and self-willed they are in death.

Favored Skills: His favored skills are Nimble and Stealth.

Primary Domains: His domains are Death, Mind, and Stalwart.

Holy Symbol: A black cloak with a hood concealing the face. The black represents the darkness below where The Reaver dwells. The hood represents the concealing of intentions from the outside world.

Favor: Tarlek bestows his Favor on Divine characters who worship him, punish foolishness and blasphemy, aid other adherents, prevent outsiders from discovering his secrets, and create undead.

Forbidden: Tarlek forbids mercy on the weak, revealing his secrets to non-believers, uplifting of the self above Tarlek's other adherents, and destruction of undead.

Path of Wisdom

Tarlek's view of the creation of the world is quite different from the view of the other gods. This is the beginning of the world as reckoned by the scriptures kept by priests of Tarlek.

In the beginning there was darkness. And out of the darkness emerged Tarlek. The inhabitants of the world and islands of the sea all paid obeisance to him. His fairness of face and beauty of reason caused the lesser gods to quake with jealousy. They conspired to destroy him. Tarlek The Reaver destroyed many of the gods and they were forced to strike a bargain with him. They gave him dominion over the world and the afterlife of those who were wise, while the lesser gods gained dominion of the afterlife of fools.

The lesser gods invented a way to put lies in solid form and called it books. Thus did the lesser gods lead away many foolish souls and some of the wise.

Tarlek, in his infinite wisdom, could see through their deception. He took pity upon the helpless mortals, caught in a web of deceit. And Tarlek saved their souls.

Mereth – Loremaster

Mereth is the goddess of knowledge. She always seeks more knowledge and her followers do as well.

There are often shrines to her in places containing great knowledge, such as libraries. The Tower of the Watchers is a special place of pilgrimage. Her followers are expected to spend one year of their life there in service.

Her worshipers are librarians, watchers, or other seekers of knowledge. Followers of Mereth are named Seekers of Truth, though usually called Seekers by outsiders.

Favored Skills: Her favored skills are Craft and Lore.

Primary Domains: Her followers typically use the Mind School, and one other power set of the follower's choice, representing that particular Seeker's chosen field of study. Transform and Vanguard are popular choices.

Holy Symbol: A silver scroll. The symbol means that knowledge gained can be tarnished through neglect. One must always return to the source to polish one's knowledge. The Seekers of Truth polish the symbol while they read.

Favor: Mereth bestows Favor upon Divine characters who record new knowledge, recover lost knowledge, learn and read new information, and correctly apply her prophecy to recent events.

Forbidden: Mereth forbids forced illiteracy, idleness, creating undead, and the destruction of truth, no matter the subject.

The Book of Knowledge

The Book of Knowledge compiles all the writings of the gods. At the end of the book Mereth writes her own book, which is a prediction of things to come.

Excerpt from The Foreknowledge of Mereth

...And the Ungod will call for the serpents of the rock and tell them of it. Then shall the strong ones gnash their teeth and fall into the black sea where they shall dwell in death for a thousand years. The

serpents of the rock shall not find the kin of the wailing ones, and their hair shall be as fingers.

Then shall the Creator and Burikne come to an accord to sever the earth from the Ungod. The Sun shall fall into the sea and the Moon will be doubled. The earth shall quake with mighty thunderings and mountains shall rise from the depths. The Ungod will be slain and plunged into darkness until the Moon becomes one and Klethe shall remember all. Then Klethe shall make Burikne sing, and Guslair shall be found by the body of the repentant servant and return once more to slay the Ungod.

Herulok – The Merry Man

Herulok has two aspects: first, the jolly celebrant, and second, the solemn farmer. He is the god of agriculture, feasts, and the earth. He is known as the founder of agriculture and the inventor of Beverages.

Herulok is generally worshiped in more rural areas, bringing plentiful crops and warmth to the hearth. Places dedicated to his worship tend to be hearths in homes and inns, underground temples, and breweries.

Priests of Herulok are called by different stones, each pertaining to a different rank in his priesthood. This serves to be too complex for most outsiders to follow, so typically one would refer to one of Herulok's priests with the appellation of "the Rock", such as "Vellerdon the Rock". The priestesses of Herulok are named after precious stones and are referred to by the appellation of "the Jewel."

Favored Skills: His favored skills are Charm and Entertain.

Primary Domains: His domains are Earth, Unarmed, and Water.

Holy Symbol: Stone drinking horn on a necklace. The stone symbolizes Herulok's ties to the earth, usually made of the stone which represents the priest's rank. Where this is not feasible, the horn is made of granite and decorated with the appropriate stone. The drinking horn itself symbolizes Drink and the Party.

Favor: Herulok bestows Favor upon Divine characters who share their abundance with others, create excellent food or drink, celebrate major holidays, and work towards a good harvest.

Forbidden: Herulok forbids the waste of goods that could aid others, burning popcorn, mistreatment of honorable guests, and abandonment of duty to home, friends, or family.

Calendar of Celebration

Calendar of Celebration is a book containing the various Festivals and Holidays of Harvest and Planting, as revealed by Herulok, The Merry Man.

The book also contains traditional songs and details the traditions and symbols pertaining to each Festival or Holiday.

MAJOR HOLIDAYS:

Plantingday – The celebration of completing the planting of wheat (in Springeve and Autumneve, but the actual day will vary depending on the community)

Harvestday – The celebration of completing the harvest of wheat (the end of Summereve or Summertide, depending on when the wheat was planted)

Brewday – A celebration of the day Herulok created Beverages (the 20th of Winterhome)

The Day of Pain – The day after Brewday is celebrated as a day of rest and chewing of special barks and herbs. (21st of Winterhome)

Tariana – Life-Bringer, Green Lady

Tariana is the goddess of nature. She seeks harmony between all living beings, though she is mostly focused on her animals and creatures of the wild.

She is generally worshiped in sacred groves and grottoes where the spirit of nature is unrestrained. Her followers protect the wilder lands and the inhabitants thereof. Priests and priestesses of Tariana are called Green Children, or My Children when Tariana is speaking to them directly. Outsiders often call her followers Wild Ones.

Favored Skills: Her favored skills are Nature and Perception.

Primary Domains: Her domains are Earth, Hunter, and Transform.

Holy Symbol: Three wooden bracelets on the right arm. The three bracelets represent the three stages of life: birth, growth, and death. The three bracelets are intertwined, as are the stages of life.

Favor: Tariana bestows her Favor on Divine characters who nurture wild areas and creatures, explore new places, bring life to barren places, preserve innocent life, and protect the wild from destruction.

Forbidden: Tariana forbids her adherents from destroying natural beauty (*construction must respect and preserve existing Nature*), kill animals for any reason but defense or sustenance, polluting or littering, disturbing the peacefully resting dead, or creating undead.

The Book of Songs

The Book of Songs is a book of short anecdotes of Tariana's role in the creation. The stories are traditionally chanted or sung in gatherings of her followers, and always in the original ancient tongue, known today as the Lyven language. The excerpt here has been translated, thus does not retain the lyrical nature of the original.

Bunnies did chew upon boats, but the boats were dry and full of nails. So the Green Lady brought forth grass and leaves, carrots and celery. And the bunnies did thank her for the abundance and did fertilize her plants. But the bunnies only ate carrots and celery, so Tariana brought forth beasts that did chew and gnash the excess grasses and leaves. And she created trees and shrubs to give shade to the beasts. The Life-Bringer saw that the bunnies became lazy and choked the world and so she went and brought forth the wolf and the lion, the fox and the serpent which would hunt the bunnies. Thus did she bring variety to the face of the World. Thus we also see that all living creatures serve a purpose in this world.

Norokk – The Burning One

Norokk is the god of the world Vaknaar. His world collided with the world of Annor many years ago, and now his world is a continent attached to the world of Annor.

Norokk espouses the virtues of strength and self-reliance.

Priests and priestesses of Norokk must undergo the Cleansing Flame of Norokk in order to be ordained as such. The Cleansing Flame of Norokk is a ritual where an adherent walks across burning lava through flames, cleansing them of all impurities. Adherents who do not survive this are deemed unworthy. Norokk's priests and priestesses are called The Pure.

He is a very demanding god, requiring Human sacrifice, usually in the form of the Cleansing Flame. Vaknaar has altars and temples in every area of Human habitation. Norokk's temples are built directly over lava flows or volcanoes, sometimes requiring them to be built deep underground.

Favored Skills: His favored skills are Shrewd and Tactics.

Primary Domains: His domains are Fire, Unarmed, and Vanguard.

Holy Symbol: A flaming yellow eye on a black background. The eye symbolizes the world and burning gaze of Norokk himself as he pierces into your very soul. One of his eyes is ablaze with the flame of forbidden knowledge that he alone is called to bear.

Favor: Norokk bestows his Favor on Divine characters who dutifully worship and respect his Flame, convert new followers, destroy and sacrifice those who Blaspheme Norokk, and perform great and meaningful feats in his Name.

Forbidden: Norokk forbids his followers from worshiping other gods, treating anything as more important than his edicts, showing mercy to enemies, providing aid to non-adherents, and surrendering oneself to an enemy.

The Book of Fire

The Book of Fire details the creation of Norokk's homeworld Vaknaar. This book is not contained in most of Mereth's older pre-Calamity compilations (though curiously it IS in the more complete versions).

In the beginning, there was fire. And the fire was within God and he kept it. Then God took his eye from his skull and set it into the blackness, and his eye became the world.

And he spun the world slowly that the fires within would burst forth and create life.

Life came from the fire, being Man. Man burns through life, becomes ash. Ash molders and turns to soil. Soil germinates and becomes grass. Grass is eaten by beasts. Beasts are eaten by Man, and Man burns.

God sees all the world, for the world is his eye. Nothing in the world is hidden from him.

Other Organizations

- Allies of Clay – A secret society dedicated to the return of a forgotten god.
- Children of the Fae – A group that reveres the Fae themselves as small gods.

Annor's Texts

The Book of Knowledge is sometimes found with other curious texts. Some of these are of known origin, such as these that come from organizations within Siathu:


- *Eternal Lion*, regarding a savior of pure light
- *The Manual of Truth*, stories of a shattered world and warnings of forbidden magic to bring back the Dark God
- *Scrip of Austerity*, a book of redemption and self-purification
- *Sun's Light*, a book that advocates learning and sets down what it calls 'The Science', but few purport to understand
- *Treatise of Four Winds*, which seems to be a guide on sailing, though many scholars insist it has metaphorical meaning
- *Whitebark*, a regimen on cleanliness and caring for the poor
- *In Too Deep: An Undercity Guide*, guide to Siathu's Undercity
- *A Treatise Regarding Prohibition of Vagrancy*, a book that argues creating homelessness and then punishing it is cruel
- *Blades South*, a book discussing the evolution of public swordplay in Southside
- *Green Esoterica*, on the intersectionality of medicinal herbology and culinary use of herbs

However, a number of these texts are of unknown origin.

Seeing as *The Book of Fire* was sometimes included before Vaknaar was known, scholars posit there may be other gods yet unknown, perhaps of other lands yet unmet.

The only remaining known copies of these books vanished in various Calamities. These lost (but referred to by other remaining books) titles include:

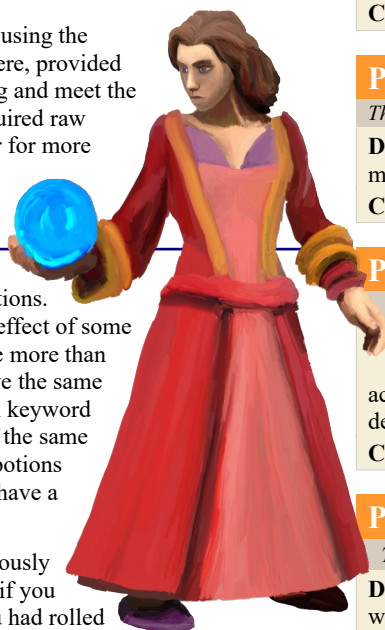
- *Ashi-Karna*, riddles said to be prophetically evergreen
- *Sap and Leaf*, a book of fictional wild plants and animals
- *Widow's Lament*, wherein the moon weeps for a dead sun
- *World Chain*, a book written in unknown symbols that none have yet been able to translate



MAGIC ITEMS

What would a game filled with magic be without items imbued with magical properties? Magic items in Aspect come in two varieties: magical consumables and magical artifacts.

Characters can craft magic items by using the crafting skill against the DT listed here, provided they have the talent Magical Crafting and meet the prerequisites listed and have the required raw material value. See the skills chapter for more details.



Magical Consumables

Most of the magical items you will find are single use items, such as potions. These items will cause a temporary effect of some sort or heal some wounds. If you use more than one consumable magic item that have the same boon keyword, the most recent boon keyword will supersede any previous boon of the same keyword. This means drinking two potions with the exact same boons does not have a greater effect than drinking one.

Some consumables let you spontaneously cast rituals. These rituals are cast as if you had cast them yourself, and as if you had rolled exactly the DT of the ritual, no more or less.

Consumables weigh one pound unless specified otherwise.

AMULET OF DISTRACTING 24580GP AMULET

A decoy misleads your foes while you make an invisible getaway.

Arcane ♦ Amulet, Illusion; Maneuver: You cast Decoy, as the ritual.

Craft: DT 17, two Mind talents or rituals

AMULET OF FAERIES 2050GP AMULET

Breaking your amulet, you suddenly sprout wings and soar into the air.

Arcane ♦ Amulet, Transmutation; Maneuver: You cast Faerie Flight, as the ritual.

Craft: DT 14, two Transform talents or rituals

AMULET OF RETURNING 81920GP AMULET

Crushing this amulet will return you to a specific location.

Arcane ♦ Amulet, Teleport; Maneuver: You and adjacent willing allies teleport to the location where the amulet was created.

Craft: DT 18, two Teleport talents or rituals

POTION OF AID 3840GP POTION

This potion fills your soul with eagerness to aid your allies.

Divine ♦ Potion, Aid, Healing; Free: Until your next rest or for five minutes, talents you use with the healing keyword heal double the normal amount. Talents you use that grant allies die upgrades to attacks grant double the bonus.

Craft: DT 14, two Spirit or Healing talents or rituals

POTION OF DEFENSE, LESSER 240GP POTION

This potion helps ward off an onslaught of weak foes.

Divine ♦ Potion, Defense; Free: Until your next rest or for five minutes, you gain a +1 bonus to your defenses and Soak 2.

Craft: DT 11, two Stalwart talents

POTION OF DEFENSE 960GP POTION

This potion lets you go toe to toe against a tough foe.

Divine ♦ Potion, Defense; Free: Until your next rest or for five minutes, you gain a +2 bonus to your defenses and Soak 3.

Craft: DT 12, three Stalwart talents

POTION OF DEFENSE, GREATER 3840GP POTION

This potion makes you nearly indestructible.

Divine ♦ Potion, Defense; Free: Until your next rest or for five minutes, you gain a +3 bonus to your defenses and Soak 4.

Craft: DT 14, four Stalwart talents

POTION OF INVISIBILITY 3600GP POTION

This potion is a clear, shimmering liquid.

Arcane ♦ Potion, Illusion, Invisibility; Free: Until your next rest or for five minutes, you are invisible. If you use an attack action, this boon ends immediately. Gain a +3 illusion bonus to defenses.

Craft: DT 14, two Invisibility talents or rituals

POTION OF HEALING, WEAK 28GP POTION

This potion at least helps.

Divine ♦ Potion, Healing; Free: You are healed C physical wounds. If you are physically defeated, you become stabilized. You may make a save at ↑1 against one ongoing effect.

Craft: DT 8, one Healing talent, ritual, or rank in Nature

POTION OF HEALING, LESSER 110GP POTION

This potion mends your wounds.

Divine ♦ Potion, Healing; Free: You are healed CC physical wounds. If you are physically defeated, you become stabilized. You may make a save at ↑2 against one ongoing effect.

Craft: DT 10, two Healing talents, rituals, or ranks in Nature

POTION OF HEALING 440GP POTION

This potion heals you greatly.

Divine ♦ Potion, Healing; Free: You are healed CCC physical wounds. If you are physically defeated, you become stabilized. You may make a save at ↑3 against one ongoing effect.

Craft: DT 12, three Healing talents, rituals, or ranks in Nature

POTION OF HEALING, GREATER 1760GP POTION

This potion heals grave wounds.

Divine ♦ Potion, Healing; Free: You are healed CCCC physical wounds. If you are physically defeated, you become stabilized. You may make a save at ↑4 against one ongoing effect.

Craft: DT 13, four Healing talents, rituals, or ranks in Nature

POTION OF HEALING, MASTER 7040GP POTION

This potion brings you back from the brink.

Divine ♦ Potion, Healing; Free: You are healed CCCCC physical wounds. If you are physically defeated, you become stabilized. You may make a save at ↑5 against one ongoing effect.

Craft: DT 15, five Healing talents, rituals, or ranks in Nature

POTION OF POWER	1600GP POTION
<i>This red liquid appears to be constantly simmering.</i>	
Divine ♦ <i>Potion, Transformation</i> ; Free: Until your next rest or for five minutes, ↑2 and +2 transformation bonus to damage. You and your equipment grows one size category. Your defenses and hit points adjust accordingly. Craft: DT 13, one Transform talent	

POTION OF SPEED	320GP POTION
<i>Your speed increases immensely.</i>	
Arcane ♦ <i>Potion, Transmutation</i> ; Maneuver: Until your next rest or for five minutes, your base movement speed increases by 4. Craft: DT 11, three Transform or Fire talents	

POTION OF THERMAL VISION	1600GP POTION
<i>This potion lets you see the heat created by creatures.</i>	
Arcane ♦ <i>Potion, Sense</i> ; Free: Until your next rest or for five minutes, you gain Heat Vision, but lose other vision types. Craft: DT 13, one Sense talent	

POWDER OF ERASING	360GP POTION
<i>This powder erases all trace of writing and drawing on the page.</i>	
Arcane ♦ <i>Potion</i> ; Free: You erase any amount of text from a single page of ink, charcoal, paint or similar writing or drawings. The page can be no larger than five feet at the longest point. Craft: DT 11, one Craft ritual	

Magical Artifacts

Magic artifacts are rare special items that confer magical abilities upon the wielder. These artifacts are shortcuts to abilities that would otherwise be difficult or impossible for some characters to learn.

When you pick up a magical artifact, once you have identified a ritual or talent that the item has, you are eligible to learn it at any level as if you met the prerequisites as long as you have the item. You may only perform that ability if you have the item. Rituals you learn through it must use the skill associated with that ritual.

All artifacts have one or more gear values. These values function exactly as other gear values.

For instance, a Solar Blade is a heavy blade. A specific Solar Blade might be a broadsword, glaive, greatsword, or other heavy blade weapon. It might even be a holy symbol if your deity is comfortable with heavy blades as holy symbols.

When you use an artifact to cast a ritual or talent, you do not need to provide the cost for that ritual or talent.

You can wear only one item of each type (shoulder, head, etc) except hand or ring, which you can have two of each.

BINDER'S CHAIN	900GP HAND ITEM
<i>A thin flawless chain of silver.</i>	
Arcane ♦ <i>Transmute</i> ; Precision 2, When tied, the check for trying to untie it has a +4,0 to the DT for anyone but the one who tied it. Free: Untie this chain with no check if you were the one to tie it. Learnable: Wizard's Binding, Lore ritual; Flevin's Attaching, Trickery ritual Craft: DT 12, one Lore ritual, one Trickery ritual	

CLOAK OF MIRRORS	1500GP SHOULDER ITEM
<i>A shimmering cloak that seems to trick the eye.</i>	
Arcane ♦ <i>Illusion</i> ; Stealth 3 Learnable: Decoy, Trickery ritual; Mirror Image, Evocation talent Craft: DT 13, two Trickery rituals, one Evocation talent	

CROWN OF DARK FLAME	1500GP HEAD ITEM
<i>A thin crown that when set upon your head bursts into cold flames.</i>	
Elemental ♦ <i>Fire, Shadow</i> ; Precision 3, Resist Fire 1 Learnable: Shroud of Flames, Precision ritual; Blazerush, Fire talent Craft: DT 13, two Precision rituals, one Evocation talent	

CROWN OF VISION	900GP HEAD ITEM
<i>A fanciful crown with engravings of eyes.</i>	
Arcane ♦ <i>Sense</i> ; Perception 3, While wearing the crown, you can look in any direction, but without turning your head Learnable: Eye Theft, Lore ritual; Arcane Divination, Lore ritual Craft: DT 13, two Lore rituals	

LYVEN CLOAK	900GP SHOULDER ITEM
<i>A finely woven gray and green cloak of sturdy, warm material.</i>	
Arcane ♦ <i>Illusion</i> ; Stealth 3, Up to two medium, or one large, or four small creatures may fit in the cloak and gain the benefits. Learnable: Weatherproof, Customs ritual; Invisibility Cloak, Trickery ritual Craft: DT 13, two trickery rituals, one Mind talent or ritual	

FEBBIT'S HOURGLASS	6400GP HAND ITEM
<i>An hourglass filled with sparkling sands that show the past.</i>	
Arcane ♦ <i>Temporal</i> ; Temporal 3, Lore 2, Once per day, you may use the hourglass to see one minute of a random event from the past at your current location Learnable: Temporal Unraveling, Lore ritual; Temporal Junction, Temporal talent Craft: DT 15, two Lore rituals and two Temporal talents	

FIGURINE OF COMBAT	900GP RING ITEM
<i>A ring with a small figurine of silver in a motivating battle stance.</i>	
Arcane ♦ <i>Automaton</i> ; Tactics 3, The figurine can be told to do things in ring form, but cannot engage in combat. Learnable:	
Animate Figurine of Combat	Tactics Ritual 8
<i>Your ring leaps off of your finger and grows into a fearsome little foe.</i>	
Arcane ♦ <i>Artifice</i> ; Major: The figurine grows to Tiny and follows your commands. It has your health and defenses, and Soak Mental. It threatens foes and can use the following action. Arcane ♦ <i>Artifice, Attack</i> ; Maneuver: The automaton moves Dexterity and rolls vs Physical on a target in Melee. Craft: DT 13, two rituals, one Innovator talent	

FIGURINE OF HELPING	700GP RING ITEM
<i>A ring with a small figurine of stone standing with open arms.</i>	
Arcane ♦ <i>Automaton</i> ; Craft 2 Learnable: Create Homunculus, Lore ritual (<i>the Homunculus turns back into a ring on command</i>) Craft: DT 12, one Lore ritual, one Innovator talent	

FOXGLOVE	1500GP HAND ITEM
<i>A soft glove that can transform you into a fox.</i>	
Arcane ♦ Polymorph; Transform 3 Learnable: Form of the Fox, Transform talent; Foxkin Cunning, Foxkin talent Craft: DT 13, two Trickery rituals, one Transform talent	
GRANITE GREAVES	2800GP LEG ITEM
<i>Clad in stone, nothing can stop you.</i>	
Elemental ♦ Earth; Durability 3, Earth 1 Learnable: Granite Carapace, Durability ritual; Stoneshifting, Durability ritual Craft: DT 14, one Durability ritual, one Earth talent	
GREY SCEPTER	5200GP HAND ITEM
<i>A small wooden rod with arcane symbols on it.</i>	
Elemental ♦ Air; Perception 3, Air 3 Learnable: Silence, Lore ritual; Lightning Arc, Air talent Craft: DT 15, two Air rituals, two Lightning talents	
LORRENNIA'S BRACERS	5200GP ARM ITEM
<i>These light blue bracers are etched with stylized flames.</i>	
Elemental ♦ Fire; Unarmed 3, Fire 3 Learnable: Every Point Jab, Unarmed talent; Flame Burst, Fire talent; Rushing Strikes, Unarmed talent Craft: DT 15, one Unarmed talent, one Fire talent	
MANTLE OF RESPONSIBILITY	2000GP SHOULDER ITEM
<i>This short cloak serves as a talented inspiration for allies.</i>	
Elemental ♦ Spirit, Leadership; Leadership 3, Customs 2 Learnable: Command Form, Vanguard talent; Restore Vigor, Customs ritual Craft: DT 14, one Vanguard talent, one Leadership ritual	
ORB OF LIES	6800GP HAND ITEM
<i>This orb shows others only what you want them to see.</i>	
Supernatural ♦ Phantasm; Trickery 3, Fae 2 Learnable: Imperfect Reflection, Trickery ritual; False Sight, Trickery ritual, Beguile, Mind talent Craft: DT 15, one Trickery ritual, one Mind talent	
RING OF DISGUISES	3200GP RING ITEM
<i>A twist of this ring and no one will ever recognize you.</i>	
Arcane ♦ Illusion; Lore 3, Trickery 1 Learnable: Mage's Guise, Lore ritual; Alter Form, Trickery ritual; Shapechange, Trickery ritual Craft: DT 15, two Trickery rituals, one Lore ritual	
SCULPTOR'S BLADE	900GP HAND ITEM
<i>This blade carves into wood and stone like it was butter.</i>	
Arcane ♦ Earth; Crafting 3 Learnable: Arcane Forging, Craft ritual, Stoneshaping, Craft ritual Craft: DT 13, one Lore ritual, one Earth talent	

SOLAR BLADE	900GP HAND ITEM
<i>A shining blade of brilliant steel with a white diamond in the crosspiece.</i>	
Divine ♦ Radiant; Divine Weapon 3 Learnable: Divine Light, Customs ritual; Divine Aspect, Customs ritual Craft: DT 13, two Customs rituals, one Radiant attack talent	
SYMBOL OF FAITH	8400GP HAND ITEM
<i>This relic of your deity is a testament to its divine talent and majesty.</i>	
Divine ♦ Vitality; Vitality 3, Holy 3 Learnable: Angelic Cleansing, Vitality talent; Insurmountable, Vitality talent; Villain's Ruin, Vitality talent Craft: DT 15, three Stalwart talents	
VINESTAFF	3600GP HAND ITEM
<i>This staff of shifting vines and leaves grounds you in nature.</i>	
Divine ♦ Nature, Plant; Plant 3, Nature 1 Learnable: Leave No Trace, Nature ritual; Thorny Embrace, Plant talent; Choking Vines, Plant talent Craft: DT 14, three Nature or Earth talents	
WAND OF FLAMES	3600GP HAND ITEM
<i>This wand is at first hot to the touch, but you soon acclimate to it.</i>	
Arcane ♦ Fire; Evocation 3, Fire 1 Learnable: Blazing Wall, Evocation talent; Delayed Fireblast, Evocation talent; Dervin's Gout of Flame, Evocation talent Craft: DT 14, two Evocation talents	
WAND OF FORCE	8800GP HAND ITEM
<i>The end of this wand is some arcane semi-transparent substance.</i>	
Arcane ♦ Force; Force 3, Lore 3 Learnable: Anchor, Force talent; Force Wall, Force talent Craft: DT 15, three Force talents	



Creatures by Species and Sub-Species

Automaton.....149	Dragon.....152	Ghoul.....160	Insect.....167	Poltergeist.....160	Vampire.....169
Bear.....150	Drake.....154	Giant.....160	Karablan.....168	Pyre Wraith.....171	Werewolf.....170
Bone Dragon.....169	Dweor.....155	Goblin.....161	Lava Drake.....154	Revenant.....169	Wolf.....170
Brownie.....160	Earthmaw.....156	Griffin.....162	Leonen.....168	Shadowleech.....154	Wraith.....171
Clay Golem.....150	Elemental.....156	Haunt.....160	Lycanthropy.....170	Skeleton.....169	Wyrm.....171
Coalwalker.....156	Fae.....159	Hobgoblin.....162	Minotaur.....168	Snow Troll.....169	Wyvern.....171
Construct.....150	Flame Dragon.....152	Homunculus.....151	Mountain Giant.....161	Spider.....169	Zombie.....171
Crystal Cat.....150	Flame Hydra.....164	Human.....163	Mummy.....168	Sprite.....160	
Cyclops.....160	Forgeling.....157	Hydra.....164	Mwunga.....168	Stone Elemental.....159	
Darkling.....151	Frost Elemental.....158	Iceflame Spitter.....153	Ogre.....168	Storm Elemental.....159	
Demon.....165	Gargoyle.....160	Imp.....166	Orc.....168	Temporal Aberration.....169	
Devil.....165	Ghost.....160	Infernal.....165	Pixie.....160	Troll.....169	

BESTIARY

In the bestiary, we group each monster with other creatures of the same species or origin, and within those groupings, we further group by sub-species if applicable. Above we list all species, origin, and sub-species listed in the bestiary for quick reference.

Reading the Monster Block

The first line of a monster's ability score block lists the monster's name and the monster's combat role. The combat role has a grade next to it. The second line is the monster's size, origin, morphology, and species. If the creature's size is not a 1x1 square, that is listed here. The end of the second line has the creature's XPV, or experience point value. This is the number of experience points the creature rewards on defeat.

Origin

Origin is mainly useful as a way to categorize knowledge of this creature type.

DRACONIC

Draconic is used for creatures who are not dragons, but have dragon blood.

ELEMENTAL

Elemental is used for creatures that are wholly composed of elemental energies and materia. The skill related to knowledge about this type of creature is the trained skill for that specific element type or Nature at 2 downgrades.

MAGICAL

Magical is used for creatures whose existence is a form of magic. Dragons, Fae, Unicorns and so forth. These are creatures who are the very embodiments of magic they use.

MECHANICAL

Mechanical is used for creatures assembled by artificers. The skill related to knowledge about this type of creature is Craft.

NATURAL

Natural are generally creatures that are naturally occurring in the world. The skill for knowledge about this type of creature is Nature.

UNDEAD

Undead is used for creatures made of the animated dead remains of another creature. The skill related to knowledge about this type of creature is Necromancy or Lore at 2 downgrades.

UNNATURAL

Unnatural is used for creatures who are mixes between two different species of different types. Technically Draconic creatures fall into this category, but having dragon blood is meaningful in and of itself.

Morphology

Morphology is a method of categorizing creatures by general shape. This is one of the creature types. Some common morphologies are Humanoid, Reptile, Dragonoid, Amorphous, Arthropod.

Species

Species is a grouping of species types. Lyven are a Species, while Forest Lyven are a Sub-species of the Lyven Species.

Traits

Like other species, the monster species also have traits. Some of them are new and detailed here.

ASPECTLESS

Some creatures have a minimal physical manifestation, no mental capacity at all, or no belief that other beings have any sense of self as they might. An aspectless creature:

- Has infinite damage reduction in that aspect. This means each hit on that aspect does only a minimum of one damage plus one if the attacker is a Striker. Aspectless creatures can still suffer status effects, however.
- Cannot use stats in that aspect to make attacks or skill checks, though it may make passive skill checks with that aspect.
- Damage to that aspect the creature would deal to other creatures is reduced to 1 plus one if the creature is a striker.

Aspectless creatures always have one damage keyword that overcomes the damage reduction. For undead, it is always radiant damage.

MINDLESS


Mindless traits: A mindless creature survives using only instincts or by following very simple instructions. Some examples of mindless creatures are golems and oozes. Mindless creatures are immune to powers with the Phantasm keyword.

NON-CORPOREAL

Non-corporeal traits: A non-corporeal creature has no physical manifestation in this world. Some examples of non-corporeal creatures are ghosts and spectres. Non-corporeal creatures are immune to powers with the Weapon keyword.

SOULLESS

Soulless traits: A soulless creature has no regard for others, seeing other creatures as moving objects. Some examples of soulless creatures are ghouls and zombies. Soulless creatures are immune to powers with the Chastisement keyword.



Automaton

Automatons are mechanical beings created to help their creators with hard labor. Automatons are designed as manual workers, but are often re-purposed as guards or even militia.

Most automatons are of gnomish make, though Karablan are quite adept at making automatons.

Pulverizer Unit	Elite: Grade 4
Medium Mechanical Humanoid (Automaton)	XPV: 40
Composure Pool: 9 – Controller: ↓1 1 foe / turn	SR 4
Physical Mental Social	Speed: 6
Brawn 4,5 Genius 3,5 Appeal 2,0	Saves 7, ABCC
Dexterity 3,3 Savvy 4,5 Empathy 3,0	AP: 1+1
Stalwart Smash (<i>Stalwart P</i>) <i>Atk</i> ; Major, Heavy Weapon: Roll vs Phy. on a foe in Melee. +1 dmg on hit.	
Spatial Stretch (<i>Innovator P</i>) <i>Spatial, Atk</i> ; Major: Roll vs Phy. on a foe in 1 RI. Impaired foes are pushed or pulled Success.	
Charge Attack (<i>Stalwart T3</i>) <i>Modifier</i> ; ↓2X Weapon dice: Move up to 2X before the attack. +X to damage if you moved	
Whirling Slash (<i>Stalwart T1</i>) <i>Modifier</i> ; ↓2 Weapon dice. Your roll targets all foes in Melee.	
Curb Foe (<i>Stalwart T2</i>) Spend 3 Phy. Edge. Slide foes struck up to 2 squares to a square adj. to you.	
Detonate (<i>Innovator T3</i>) <i>Modifier</i> ; ↓2: Knock affected foes prone.	
Mechanized Propulsion (<i>Innovator T4</i>) <i>Stance</i> ; Maneuver, Engage 2X dice. Max of 3. Choose Agile or Defense: Agile: Whenever you shift, you may shift X additional squares. Defense: You have Soak X.	
Innovator or Stalwart ABCC (<i>Experiment Total: 3E, Max Component: ↑3</i>); Athletics ABCC, Craft BCC, Durability AAAA, Intimidate AAAA, Lore AAA, Nature AAA, Nimble A, Perception AAAB, Precision ABC, Stealth A, Tactics AAAA, Vigilance AAB, (Appeal AA, Empathy AAA); Darkvision; Languages: Common	
Gear: Blade Claws (<i>Stalwart 2</i>), Manipulators (<i>Innovator 2</i>), Sensors (Precision 2), Power Gem (Athletics 2), Motivator (Craft 2), Experiment +2E to Curb Foe, Capacitor ↑2 Stalwart (x2)	

*** Brawn: 4, Dexterity: 1, Genius: 3, Savvy: 4, Appeal: 2, Empathy: 3; Background Blacksmith; Skill Ranks: Athletics 1, Precision 2, Vigilance 2, Stalwart 3, Innovator 3

Warden Unit	Basic: Grade 2
Medium Mechanical Humanoid (Automaton)	XPV: 20
Composure Pool: 7 – Defender: taunt 1 foe / turn	SR 4
Physical Mental Social	Speed: 6
Brawn 3,3 Genius 2,2 Appeal 1,0	Saves 5, ACC
Dexterity 2,4 Savvy 3,5 Empathy 2,1	AP: 1
Spatial Stretch (<i>Innovator P</i>) <i>Spatial, Atk</i> ; Major: Roll vs Phy. on a foe in 1 RI. Impaired foes are pushed or pulled Success.	
Lancing Strike (<i>Innovator T2</i>) <i>Modifier</i> ; ↓X+1 Innovator dice: This roll gains a line 2X+3.	
Warp Shift (<i>Innovator T1</i>) <i>Teleport</i> ; Spend 4X Edge: Impaired foes are teleported X squares.	
Stalwart Defender (<i>Defender T1</i>) <i>Bonus</i> ; Quick, An adj. foe shifts away: Take a Quick Strike with 3 downgrades.	
Innovator BCC (<i>Experiment Total: 3E, Max Component: ↑3</i>); Athletics ABC, Craft AB, Customs AB, Durability AAA, Intimidate AAA, Lore BB, Nature AA, Nimble AA, Perception AAB, Precision CC, Shrewd AA, Stealth AA, Tactics AAA, Trickery AA, Vigilance ABC, (Appeal A); Darkvision; Languages: Common	
Gear: Warp Rod (<i>Innovator 2</i>), Manipulators (Precision 2), Sensors (Vigilance 1), Manipulators (Athletics 1), Experiment +3E to Warp Shift, Capacitor ↑1 Spatial	

*** Brawn: 3, Dexterity: 2, Genius: 2, Savvy: 3, Appeal: 1, Empathy: 2; Background Carpenter; Skill Ranks: Precision 2, Vigilance 2, Innovator 3

Unstable Unit	Elite: Grade 4
Medium Mechanical Humanoid (Automaton)	XPV: 40
Composure Pool: 9 – Striker: +1 damage on a hit / turn	SR 4
Physical Mental Social	Speed: 6
Brawn 3,4 Genius 4,5 Appeal 1,0	Saves 6, ABCC
Dexterity 4,5 Savvy 3,1 Empathy 3,4	AP: 1+1
Chaos Bolt (<i>Evocation P</i>) <i>Chaos, Atk</i> ; Major: Chaos vs Variable on a foe in 1 RI. Choose a target. Random. The attack gains the named keyword, target defense, and effect. 0 Humiliate: vs Soc., +1 dmg. 1 Fire: vs Phy., spend 2X Edge: X ongoing dmg, save ends. 2 Cold: vs Phy., target is slowed 2, save ends. 3 Lightning: vs Phy., spend X Edge: target is pushed X+2. 4 Crushing: vs Phy., spend 1 Edge: target is knocked prone. 5 Poison: vs Phy., spend 2 Edge: target is weakened, save ends. 6 Acid: vs Phy. ongoing on foe and foes adj. to it, save ends. 7 Radiant: vs Soc.. Heal 2 on an ally adj. to you or the target. 8 Web: vs Phy., half dmg. The foe is immobilized, save ends. 9 Phantasm: vs Men., target is dazed, save ends.	
Prism (<i>Evocation T5</i>) <i>Chaos</i> ; Major x2: Make the following 3 attacks on a foe in 1 RI, dealing half dmg each. <i>Fire</i> ; Roll vs Phy. Impaired foes have -2 to defenses, save ends. <i>Lightning</i> ; Roll vs Men. Impaired foes are dazed, save ends. <i>Cold</i> ; Roll vs Soc. Impaired foes are weakened, save ends.	
Force Ripple (<i>Evocation T6</i>) <i>Force</i> ; Free, Spend X crits: Slide each foe, yourself, and each ally in X sq. up to X sq. in any direction.	
Curved Bolt (<i>Evocation T3</i>) <i>Modifier</i> ; Maneuver, ↓2X dice: Your roll targets a Chain 3X+4. This attack ignores cover.	
Wild Rain (<i>Evocation T4</i>) <i>Chaos, Modifier</i> ; Maneuver, Roll a 6-sided die as X: Your roll targets an area X and has ↑(6-X).	
Imbue Energy (<i>Evocation T5</i>) Spend 2X Evocation Edge: Allies in X RIs gain ↑X until your next turn.	
Evocation ABCC (<i>Experiment Total: 3E, Max Component: ↑3</i>); Athletics AA, Craft ABCC, Customs AAA, Durability ACC, Intimidate AA, Lore AAAB, Nature AAAA, Nimble AAAA, Perception AAB, Precision ABCC, Shrewd ACC, Stealth AAAA, Tactics AAA, Trickery AAA, Vigilance AAA, (Appeal A); Darkvision; Languages: Common	
Gear: Warp Rod (<i>Evocation 2</i>), Pistons (Durability 2), Sensors (Precision 2), Manipulators (Craft 2), Motivator (Shrewd 2), Experiment +2E to Curved Bolt, Cracked Capacitor ↑2 Chaos (x2)	

*** Brawn: 2, Dexterity: 4, Genius: 4, Savvy: 3, Appeal: 1, Empathy: 3; Background Artist; Skill Ranks: Durability 3, Lore 1, Precision 2, Shrewd 2, Evocation 3

Worker Unit	Minion: Grade 1
Medium Mechanical Humanoid (Automaton)	XPV: 10
Composure Pool: 3 – Controller: ↓1 1 foe / turn	SR 4
Physical Mental Social	Speed: 6
Brawn 2,0 Genius 3,3 Appeal 1,0	Saves 6, ACC
Dexterity 2,4 Savvy 2,1 Empathy 2,0	AP: 0
Force Burst (<i>Evocation P</i>) <i>Force, Crushing or Slicing, Atk</i> ; Major, ↓X dice: Roll vs Phy. on an Area X+2.	
Anchor (<i>Evocation T2</i>) <i>Force</i> ; Spend 7 Evocation Edge: Impaired foes are immobilized, save ends.	
False Matter (<i>Evocation T1</i>) <i>Force</i> ; Major, Sustain engage X+Y dice: Roll vs X,X. Success means you create X translucent blocks of solid force, filling a chain of squares with in the Y RIs. You may make the blocks rough terrain up to X,X. Failure means you take that much dmg.	
Evocation CC (<i>Experiment Total: 2E, Max Component: ↑2</i>); Craft ABC, Lore BC, Nature AA, Nimble AA, Perception AB, Precision AB, Stealth AA, Tactics AA, Vigilance AB, (Appeal A, Brawn, Empathy AA); Darkvision; Languages: Common	
Gear: Lift Rod (<i>Evocation 2</i>), Manipulators (Craft 1), Memory Core (Lore 1), Experiment +2E to Anchor, Capacitor ↑1 Force	

*** Brawn: 2, Dexterity: 2, Genius: 2, Savvy: 2, Appeal: 1, Empathy: 2; Background Artist; Skill Ranks: Lore 2, Vigilance 1, Evocation 2

Bear

Bears are stocky omnivorous mammals that are quite strong and can be very dangerous when provoked, protecting young, or hungry.

Grizzly Bear Elite: Grade 4

Large Natural Beast (Bear); 2 x 2 sq. XPV: 40

Composure Pool: 9 – Striker: +1 damage on a hit / turn SR 4

Physical	Mental	Social	Speed: 7
Brawn 4,5	Genius 3,2	Appeal 1,0	Saves 6, ABCC
Dexterity 3,1	Savvy 4,5	Empathy 2,0	AP: 1+1

Sweep (Unarmed P) *Crushing, Atk*; Major: Roll vs Phy. on a foe in Melee. Spend 2 Edge: Impaired foes are slid 1 and knocked prone.

Forbidding Fortress (Unarmed T3) *Atk*; Full, Weapon: Roll vs Phy. on each foe in Melee. Impaired foes are slowed 4, save ends.

Cramping Strike (Unarmed T1) Spend 4 Melee Edge: Affected targets are immobilized, save ends.

Raging Barrage (Unarmed T2) *Modifier*; ↓2X Weapon dice: Shift X squares while making this attack. Your attack treats any foe in Melee during the shift as adj.

Constrictor Grip (Unarmed T2) *Atk, Stance, Grapple*; Full, ↑3: Roll vs Phy. on a foe in Melee one size larger than you or less. Success deals dmg, you start this stance. An Impaired foe is immobilized.

Swaying Reed (Unarmed T3) *Stance*; Maneuver: You have a +1 bonus to Dexterity Edge target.

Quick, You are missed by a melee attack: Roll vs Phy. on that attacker. Success swaps places with them.

Unarmed ABCC (Stunt Bonus: +AAA); Athletics ABCC, Craft ABB, Durability ABCC, Intimidate AAAB, Lore AAA, Nature AAA, Nimble AAA, Perception AAAA, Precision AAB, Stealth AAA, Tactics AACC, Vigilance ABCC, (Appeal A, Empathy AA); Climbing Claws, Fast 1, Natural Weapon (Claw), Scent; Languages: Bear

Gear: Ursine (3pts): Technique 2H **Damage +1** (Unarmed 2), Tough Hide (Durability 2), Alertness (Vigilance 2), Raw Muscle (Athletics 2), Keen Intellect (Tactics 2), 60gp

*** Brawn: 4, Dexterity: 3, Genius: 3, Savvy: 4, Appeal: 1, Empathy: 2; Background Blacksmith; Skill Ranks: Durability 3, Intimidate 1, Tactics 2, Vigilance 2, Unarmed 3

Brown Bear Basic: Grade 2

Large Natural Beast (Bear); 2 x 2 sq. XPV: 20

Composure Pool: 5 – Striker: +1 damage on a hit / turn SR 4

Physical	Mental	Social	Speed: 6 to 7
Brawn 3,5	Genius 2,2	Appeal 1,0	Saves 5, BCC
Dexterity 2,1	Savvy 3,5	Empathy 2,0	AP: 1

Swift Slash (Swift P) *Slicing or Piercing, Atk*; Major, Weapon: Roll vs Phy. in an adj. line 2.

Pointed Greeting (Swift T1) *Modifier*; You moved more than 1 square in your previous action: ↑2 Weapon dice.

Ursine Stability (Bearkin T1) *Perk*: Whenever you would be pushed, pulled, or slid, reduce that movement by 1 (minimum 1).

Ursine Resilience (Bearkin T1) *Stance*; Maneuver:

You take 3 or more dmg in one hit: You gain Soak 1 for one turn.

Swift BCC (Stunt Bonus: +AAA); Athletics BBC, Craft BB, Durability ABC, Intimidate AAA, Lore AA, Nature AA, Nimble AA, Perception AAA, Precision AB, Stealth AA, Tactics AAA, Vigilance BCC, (Appeal A, Empathy AA); Climbing Claws, Fast 1, Natural Weapon (Claw), Scent; Languages: Bear

Gear: Ursine (3pts): Technique 2H **Damage +1** (Swift 2), Alertness (Vigilance 2), Muscle (Athletics 1), Tough Hide (Durability 1), 25gp

*** Brawn: 3, Dexterity: 2, Genius: 2, Savvy: 3, Appeal: 1, Empathy: 2; Background Blacksmith; Skill Ranks: Durability 2, Vigilance 2, Swift 3

Bear Cub Minion: Grade 1

Medium Natural Beast (Bear) XPV: 10

Composure Pool: 3 – Striker: +1 damage on a hit / turn SR 4

Physical	Mental	Social	Speed: 6
Brawn 3,4	Genius 2,2	Appeal 1,0	Saves 5, ACC
Dexterity 2,1	Savvy 2,2	Empathy 2,0	AP: 0

Slash (Unarmed P) *Crushing, Atk*; Major, Weapon, ↑1: Roll vs Phy. on a foe in Melee.

Pointed Greeting (Swift T1) *Modifier*; You moved more than 1 square in your previous action: ↑2 Weapon dice.

Ursine Resilience (Bearkin T1) *Stance*; Maneuver:

You take 2 or more dmg in one hit: You gain Soak 1 for one turn.

Unarmed CC; Athletics ABC, Craft BB, Durability BC, Intimidate AA, Lore AA, Nature AA, Nimble AA, Perception AA, Precision AB, Stealth AA, Tactics AA, Vigilance BB, (Appeal A, Empathy AA); Climbing Claws, Fast 1, Natural Weapon (Claw), Scent; Languages: Bear

Gear: Claws (Unarmed 2), Muscle (Athletics 1), Hide (Durability 1), 10gp

*** Brawn: 2, Dexterity: 2, Genius: 2, Savvy: 2, Appeal: 1, Empathy: 2; Background Blacksmith; Skill Ranks: Durability 2, Vigilance 1, Unarmed 2

Construct

Constructs are creatures animated by magic, created from a variety of substances.

Constructs are usually mindless, having no thoughts of their own as they are things created to serve a specific purpose.

Clay Golem

Clay Golems are often created as guardians of sacred places, such as temples or shrines.

Guardian Golem Boss: Grade 6

Medium Magical Humanoid (Construct) XPV: 80

Composure Pool: 19 – Defender: taunt 1 foe / turn SR 4

Physical	Mental	Social	Speed: 6
Brawn 5,7	Genius 3,0	Appeal 3,0	Saves 8, ABCCC
Dexterity 2,2	Savvy 4,6	Empathy 3,0	AP: 2+1

Stalwart Surge (Stalwart P) *Atk*; Major, Heavy Weapon: Move 2, Roll vs Phy. on a foe in Melee.

Hurl (Stalwart T1) *Modifier*; ↓X dice: You can throw a blunt object or weapon up to X RIs for this attack.

Swat (Stalwart T1) Spend X Phy. Edge: Impaired foes are slid X squares in one direction.

Clear The Field (Stalwart T2) Spend 3 Heavy Weapon or Two-Handed Edge. Impaired foes are knocked prone.

Crushing Blow (Stalwart T4) Spend X + 5 Phy. Edge: Impaired foes are slowed X+1 and staggered, save ends.

Charge Attack (Stalwart T3) *Modifier*; ↓2X Weapon dice: Move up to 2X before the attack. +X to damage if you moved

Blind Rage (Stalwart T3) *Stance, Agile*; Maneuver, You may only use Stalwart and Basic talents while in this stance: Your melee attacks target all creatures in range (including allies).

Stalwart ABCCC (Max Favor: ↑8, Max Retribution: 4C); Athletics ABCCC, Durability ABBC, Intimidate AAAAA, Nimble AA, Perception AAAAA, Precision BB, Stealth AA, Tactics AACC, Vigilance BBCC, (Appeal, Empathy, Genius AAA); **Sturdy 2**; Languages: Common

Gear: Sacred Gauntlets (Stalwart 3), Holy Belt (Athletics 3), Tough (Durability 2), Handy Bag (Vigilance 2), Training (Tactics 2), 145gp

*** Brawn: 5, Dexterity: 3, Genius: 3, Savvy: 4, Appeal: 2, Empathy: 3; Background Sharpshooter; Skill Ranks: Stalwart 3

Crystal Cat

The Crystal Cat is a golem made of glass, crystal, or other sharp clear material.

Crystal Cat	Boss: Grade 5
Medium Magical Ethereal (Infernal)	XPV: 80
Composure Pool: 13 – Controller: ↓1 1 foe / turn	SR 4
Physical Mental Social	Speed: 5
Brawn 3,4 Genius 2,0 Appeal 4,7	Saves 9, ABCCC
Dexterity 5,7 Savvy 3,5 Empathy 3,1	AP: 2+1
Exact Strike (<i>Swift P</i>) <i>Atk</i> ; Major, Weapon, ↓X dice: Roll vs Phy. on a foe in Melee. Add +X dmg on hit. Max of 4.	
*Pointed Greeting (<i>Swift T1</i>) <i>Modifier</i> ; You moved more than 1 square in your previous action: ↑2 Weapon dice.	
Vital Strike (<i>Swift T3</i>) <i>Atk</i> ; Full, ↑5 Swift dice: Roll vs Phy. on a foe in Melee. Shift 1.	
Slaying Step (<i>Swift T5</i>) Spend 1 Phy. Edge, you defeated a foe with your previous action: Shift 1 square.	
Counter Strike (<i>Swift T4</i>) Quick, An adj. foe misses you with an attack: Atks made by that foe UYNTE are downgraded by 4.	
Surging Assault (<i>Swift T7</i>) <i>Atk</i> ; Full x2: Shift 4. Roll vs Phy. on each foe you were adj. to in Melee during the shift. +1 dmg on a hit.	
Riposte Form (<i>Swift T6</i>) <i>Stance</i> ; Maneuver: Whenever an adj. foe misses you with an attack, you may upgrade your dice against that target by 4 UYNTE.	
Swift BCCC (<i>Experiment Total: 4E, Max Component: ↑4</i>); Athletics ACC, Charm AAAA, Customs AAA, Durability AAA, Entertain AAB, Intimidate AAA, Leadership AAAA, Nimble AAAB, Perception BCC, Precision AAACC, Shrewd AAA, Stealth ABCCC, Tactics AAA, Trickery AAB, Vigilance AAA, (Genius AA); Languages: Demonic	
Gear : Glass Blades (Swift 3), Razortoes (Stealth 3), Lens (Perception 2), Fine Edge (Precision 2), Thick Glass (Athletics 2), Experiment +4E to Pointed Greeting, Shards ↑2 Slashing (x4), 7gp	

*** Brawn: 3, Dexterity: 5, Genius: 2, Savvy: 3, Appeal: 4, Empathy: 3; Background Acrobat; Skill Ranks: Athletics 1, Perception 3, Precision 2, Stealth 3, Swift 4

Homunculus

A homunculus is a small magical construct, made to serve wizards. They are nearly defenseless but are rather clever for their small size. They will avoid combat if possible (easy to do when you are so small) and hide in really small spaces or even teleport through windows or into places other creatures cannot reach them, such as inside glass jars.

Homunculus	Fodder: Grade 0
Medium Magical Humanoid (Construct)	XPV: 5
Composure Pool: 1 – Defender: taunt 1 foe / turn	SR 4
Physical Mental Social	Speed: 6
Brawn 2,3 Genius 2,3 Appeal 1,0	Saves 3, BC
Dexterity 1,0 Savvy 1,0 Empathy 1,0	AP: 0
Spatial Stretch (<i>Innovator P</i>) <i>Spatial, Atk</i> ; Major: Roll vs Phy. on a foe in 1 RI. Impaired foes are pushed or pulled Success.	
Warp Step (<i>Innovator T2</i>) <i>Teleport</i> ; Maneuver: Teleport 1 square. ↑your defenses by 1 for one turn.	
Innovator BC (<i>Experiment Total: 2E, Max Component: ↑2</i>); Athletics BC, Craft AB, Durability AB, Intimidate AA, Lore AA, Nature BB, (Appeal, Dexterity, Empathy Savvy A); Sturdy 2 ; Languages: Common	
Gear : Manipulator (Innovator 1), Support Belt (Athletics 1), 2gp	

*** Brawn: 2, Dexterity: 1, Genius: 2, Savvy: 1, Appeal: 1, Empathy: 1; Background Farmer; Skill Ranks: Innovator 2

Darkling

Darklings are otherworldly beings of shadow, manifested in the flesh in this world. They still remain partly shadow and use that connection to perform supernatural feats.

Darkling Assassin	Elite: Grade 4
Small Unnatural Humanoid (Darkling)	XPV: 40
Composure Pool: 9 – Striker: +1 damage on a hit / turn	SR 4
Physical Mental Social	Speed: 5 to 6
Brawn 3,0 Genius 1,0 Appeal 2,0	Saves 6, ABCC
Dexterity 4,5 Savvy 4,5 Empathy 3,5	AP: 1+1
Duelist Strike (<i>Swift P</i>) <i>Atk</i> ; Major, ↓2X dice: Shift X+1 squares. Roll vs Phy. on a foe in Melee.	
Shadow's Grasp (<i>Death P</i>) <i>Fear, Shadow, Atk</i> ; Major, ↓X dice: Roll vs Phy. on a foe in Melee X+2. Impaired targets are pulled X+1.	
Vital Strike (<i>Swift T3</i>) <i>Atk</i> ; Full, ↑5 Swift dice: Roll vs Phy. on a foe in Melee. Shift 1.	
Whirlwind Strike (<i>Swift T2</i>) <i>Modifier</i> ; ↓1 Weapon die: Your roll targets all adj. foes.	
Death's Reach (<i>Death T1</i>) <i>Modifier</i> ; ↓X Death dice: This roll gains X RIs. If X is 3 or more, you ignore cover.	
Necromancer's Incursion (<i>Death T3</i>) <i>Necrotic, Stance, Undead</i> ; Maneuver, Engage 2X dice: Free, You moved adj. to a foe you weren't adj. to this turn: Roll vs Phy., dealing a maximum of X dmg and X Edge.	
Shadow Teleport (<i>Death T4</i>) Maneuver: Teleport to a square adj. to a foe you hit with a Death attack your previous action.	
Swift ABCC (<i>Stunt Bonus: +AAA</i>), Death ABCC (<i>Blood / turn: 3, Contract Bonus: ↑3</i>); Customs AAA, Nimble AAAB, Perception ABCC, Precision AAAB, Shrewd AAA, Stealth ABCC, Tactics AAAA, Trickery BCC, Vigilance AAB, (Appeal AA, Brawn AAA, Genius A); Darkvision; Languages: Gnomish	
Gear : Dagger (3pts) 1H Light Blade Piercing 3 (Swift 2), Keen Eye (Perception 2), Cloak (Death 2), Soft Shoes (Stealth 2), Quick Wit (Trickery 2), 60gp	

*** Brawn: 3, Dexterity: 4, Genius: 1, Savvy: 4, Appeal: 2, Empathy: 3; Background Assassin; Skill Ranks: Perception 3, Precision 1, Vigilance 2, Swift 3, Death 2

Darkling Nighthawk	Basic: Grade 2
Small Unnatural Humanoid (Darkling)	XPV: 20
Composure Pool: 5 – Controller: ↓1 1 foe / turn	SR 4
Physical Mental Social	Speed: 5 to 6
Brawn 2,0 Genius 1,0 Appeal 2,0	Saves 6, BCC
Dexterity 3,4 Savvy 2,0 Empathy 3,5	AP: 1
Shadow's Grasp (<i>Death P</i>) <i>Fear, Shadow, Atk</i> ; Major, ↓X dice: Roll vs Phy. on a foe in Melee X+2. Impaired targets are pulled X+1.	
Sequester in Shadow (<i>Death T2</i>) Spend 5 Death or Shadow Edge: Affected targets are immobilized and weakened, save ends.	
Shadow Teleport (<i>Death T4</i>) Maneuver: Teleport to a square adj. to a foe you hit with a Death attack your previous action.	
Soul Drain (<i>Death T3</i>) <i>Healing</i> ; Major, You were adj. to the target your previous turn, the target is staggered, immobilized, or defeated: Roll vs Phy. If you deal Phy. wounds, you heal half that many Phy. wounds, to a max of 3.	
Death BCC (<i>Blood / turn: 3, Contract Bonus: ↑3</i>); Customs AAA, Nimble BBC, Precision AAA, Shrewd BCC, Stealth BBC, Trickery BBB, (Appeal, Brawn, Savvy AA, Genius A); Darkvision; Languages: Gnomish	
Gear : Cloak of Darkness (Death 2), Moodstone (Shrewd 2), Light Clothes (Nimble 1), Soft Shoes (Stealth 1), 25gp	

*** Brawn: 2, Dexterity: 3, Genius: 1, Savvy: 2, Appeal: 2, Empathy: 3; Background Assassin; Skill Ranks: Nimble 2, Shrewd 3, Death 2

Darkling Stalker			Minion: Grade 1
Small Unnatural Humanoid (Darkling)			XPV: 10
Composure Pool: 3 – Striker: +1 damage on a hit / turn			SR 4
Physical	Mental	Social	Speed: 5 to 6
Brawn 2,4	Genius 1,0	Appeal 2,0	Saves 5, ACC
Dexterity 3,3	Savvy 2,2	Empathy 3,3	AP: 0
Shadow's Grasp (Death P) Fear, Shadow, Atk; Major, ↓X dice: Roll vs Phy. on a foe in Melee X+2. Impaired targets are pulled X+1.			
Festering (Death T1) Spend 3X Phy. Edge: Affected targets have ongoing dmg X, save ends.			
Billowing Shroud (Death T2) Maneuver, Engage X dice: You and allies within Melee X have a +1 bonus to defenses.			
Death CC (Blood / turn: 2, Contract Bonus: ↑2); Customs AA, Nimble AB, Perception BB, Precision AA, Shrewd AA, Stealth ABC, Tactics AA, Trickery ABC, Vigilance AB, (Appeal, Brawn AA, Genius A); Darkvision; Languages: Gnomish			
Gear: Cloak (Death 2), Soft Shoes (Stealth 1), Wit (Trickery 1), 10gp			

*** Brawn: 2, Dexterity: 2, Genius: 1, Savvy: 2, Appeal: 2, Empathy: 2; Background Assassin; Skill Ranks: Perception 2, Vigilance 1, Death 2


Dragon

Dragons are ancient magical creatures that once ruled the earth. They are the top predators in whatever land they roam in, and highly intelligent. They are winged reptiles massive in size, with scales that vary in color depending on the breed. They have four legs with claws well-suited for grabbing perches and prey, each with three foreclaws and a rear opposable digit.

Dragon society tends towards solitude or small family units of either a parent and one or two younglings or a pairing of mates. As soon as a youngling is born, the parents separate and the youngling is raised by one parent. Male dragons and female dragons can both care for younglings as soon as they are born.

The hardness of dragon scale is well known by those with at least a passing knowledge of the arcane. It is prized as hide for armor, but brings with it the wrath of all dragonkind.

Dragons start out small (the eggs of most dragon varieties are apple sized, though some species of dragon are born live) when they are young and just grow larger continually as they age.



Flame Dragon

Flame dragons are the most common sort of dragon, green scaled and spined. The flame dragons hibernate and usually only need to eat once a month or so. They find a mountain cave somewhere near a good hunting ground and only appear when they need to be fed. Sometimes they will prefer mountains surrounded by farmland, as farm animals are an easy catch.

Flame Dragon Ancient			Epic: Grade 8
Gigantic Magical Reptile (Dragon); 6 x 6 sq.			XPV: 160
Composure Pool: 25 – Defender: taunt 1 foe / turn			SR 4
Physical	Mental	Social	Speed: 9, Fly 9, Glide 11
Brawn 3,0	Genius 3,0	Appeal 4,0	Saves 9, ACCCC
Dexterity 5,8	Savvy 5,7	Empathy 3,0	AP: 2+2
Singe (Fire P) Atk; Major, ↓X dice: Roll vs Phy. on a foe in X+1 RIs. +1 dmg on hit.			
Burn (Fire T7) Atk; Full x2, ↓X dice: Roll vs Phy. on an area X+1. Affected foes also take an additional 4 and Successes ongoing dmg, save ends. Unaffected foes in the area take 2 dmg.			
Demon Surge (Fire T3) Movement, Atk; Full: Shift 2. Roll vs Phy. on each foe adj. to you before or after the shift.			
Noxious Fumes (Fire T4) Modifier, Poison; ↓X Fire or Earth dice: Also roll against enemies in X squares of the area's edges. Those targets take poison dmg, and the dmg is halved.			
Conflagration (Fire T5) Perk: Affected foes suffer ongoing dmg X, where X is the number of Fire crits you rolled.			
Blazing Wings (Fire T6) Movement, Stance; Full x2: Your shifts are flying shifts. Foes that end their turn adj. to you take 4 fire dmg. Free: Shift 1 square.			
Fire ACCCC (Experiment Total: 4E, Max Component: ↑4); Nimble AABBB, Perception ABBC, Precision AAAAA, Stealth ABCCC, Tactics ABCCC, Vigilance AABCC, (Appeal AAAAA, Brawn, Empathy, Genius AAA); Darkvision, Wings 2; Glide; Fly; Languages: Dragon			
Gear: Dragontooth (Fire 4), Slick Scales (Stealth 3), Cagey (Tactics 3), Keen (Perception 2), Prepared (Vigilance 2), Experiment +4E to Noxious Fumes, Dragon Claw ↑3 Fire, Bile Sac ↑3 Poison, 66gp			

*** Brawn: 3, Dexterity: 5, Genius: 3, Savvy: 5, Appeal: 4, Empathy: 3; Background Burglar; Skill Ranks: Nimble 1, Perception 3, Stealth 3, Tactics 4, Vigilance 1, Fire 3

Flame Dragon Elder			Boss: Grade 6
Gigantic Magical Reptile (Dragon); 6 x 6 sq.			XPV: 80
Composure Pool: 19 – Defender: taunt 1 foe / turn			SR 4
Physical	Mental	Social	Speed: 9, Fly 9, Glide 11
Brawn 3,0	Genius 3,0	Appeal 3,0	Saves 8, ABCCC
Dexterity 5,7	Savvy 4,5	Empathy 2,0	AP: 2+1
Singe (Fire P) Atk; Major, ↓X dice: Roll vs Phy. on a foe in X+1 RIs. +1 dmg on hit.			
Torrent of Torment (Fire T3) Full, ↑2, ↓X dice: Roll vs Phy. on a line X+2. Half of the dmg dealt is instead ongoing dmg, save ends.			
Noxious Fumes (Fire T4) Modifier, Poison; ↓X Fire or Earth dice: Also roll against enemies in X squares of the area's edges. Those targets take poison dmg, and the dmg is halved.			
Conflagration (Fire T5) Perk: Affected foes suffer ongoing dmg X, where X is the number of Fire crits you rolled.			
Blazing Wings (Fire T6) Movement, Stance; Full x2: Your shifts are flying shifts. Foes that end their turn adj. to you take 4 fire dmg. Free: Shift 1 square.			
Fire ABCCC (Experiment Total: 4E, Max Component: ↑4); Nimble AABBB, Precision AAAAA, Stealth ABCCC, (Appeal, Brawn, Genius AAA, Empathy AA, Savvy ABCC); Darkvision, Wings 2; Glide; Fly; Languages: Dragon			
Gear: Dragontooth (Fire 3), Slick Scales (Stealth 3), Cagey (Tactics 2), Keen (Perception 2), Prepared (Vigilance 2), Experiment +4E to Noxious Fumes, Dragon Claw ↑3 Fire, Bile Sac ↑1 Poison			

*** Brawn: 3, Dexterity: 4, Genius: 3, Savvy: 3, Appeal: 3, Empathy: 2; Background Burglar; Skill Ranks: Stealth 3, Tactics 3, Trickery 4, Vigilance 1, Fire 3

Flame Dragon Adult	Elite: Grade 4
<i>Huge Magical Reptile (Dragon); 3 x 3 sq.</i>	<i>XPV: 40</i>
Composure Pool: 9 – Striker: +1 damage on a hit / turn	SR 4
Physical Mental Social Speed: 8, Fly 8, Glide 10	
Brawn 3,0 Genius 2,0 Appeal 1,0 Saves 6, ABCC	
Dexterity 4,5 Savvy 4,5 Empathy 3,5 AP: 1+1	
Singe (<i>Fire P</i>) <i>Atk</i> ; Major, ↓X dice: Roll vs Phy. on a foe in X+1 RIs. +1 dmg on hit.	
Torrent of Torment (<i>Fire T3</i>) Full, ↑2, ↓X dice: Roll vs Phy. on a line X+2. Half of the dmg dealt is instead ongoing dmg, save ends.	
Noxious Fumes (<i>Fire T4</i>) <i>Modifier, Poison</i> ; ↓X Fire or Earth dice: Also roll against enemies in X squares of the area's edges. Those targets take poison dmg, and the dmg is halved.	
Conflagration (<i>Fire T5</i>) Perk: Affected foes suffer ongoing dmg X, where X is the number of Fire crits you rolled.	
Fire ABCC (<i>Experiment Total: 3E, Max Component: ↑3</i>); Customs AAA, Nimble AAB, Perception AAB, Precision AAAA, Shrewd AAA, Stealth ABCC, Tactics ABCC, Trickery BCC, Vigilance ABCC, (Appeal A, Brawn AAA, Genius AA); Darkvision, Wings 2; Glide; Fly; Languages: Dragon	
Gear : Dragonclaw (Fire 2), Keen Eye (Tactics 2), Clever (Trickery 2), Slick Scales (Stealth 2), Prepared (Vigilance 2), Experiment +3E to Noxious Fumes , Dragon Claw ↑2 Fire , Bile Sac ↑2 Poison , 17gp	

*** Brawn: 3, Dexterity: 4, Genius: 2, Savvy: 4, Appeal: 1, Empathy: 3; Background Burglar; Skill Ranks: Stealth 2, Tactics 3, Trickery 3, Vigilance 1, Fire 2

Flame Dragon Hatchling	Fodder: Grade 0
<i>Small Magical Reptile (Dragon)</i>	<i>XPV: 5</i>
Composure Pool: 1 – Striker: +1 damage on a hit / turn	SR 4
Physical Mental Social Speed: 5, Fly 4	
Brawn 1,0 Genius 1,0 Appeal 1,0 Saves 3, BC	
Dexterity 2,2 Savvy 2,3 Empathy 1,0 AP: 0	
Singe (<i>Fire P</i>) <i>Atk</i> ; Major, ↓X dice: Roll vs Phy. on a foe in X+1 RIs. +1 dmg on hit.	
Fire BC (<i>Max Component: ↑2</i>); Nimble BB, Perception BC, Precision AA, Stealth BB, Tactics AA, Vigilance BB, (Appeal, Brawn, Empathy, Genius A); Darkvision, Wings 2; Fly; Languages: Dragon	
Gear : Dragonclaw (Fire 1), Curious (Perception 1), Scale ↑1 Fire (x2)	

*** Brawn: 1, Dexterity: 2, Genius: 1, Savvy: 2, Appeal: 1, Empathy: 1; Background Burglar; Skill Ranks: Perception 1, Stealth 1, Fire 1

Hatchlings fly around their prey, singeing them from a distance.

Iceflame Spitter

The iceflame spitter is a smaller species of dragon. Their scales are a rich icy blue with white spines and wings that give it a ↑2 to stealth in snowy conditions. The spitter is particularly fond of extremely cold temperatures and has a very slow metabolism, even for a dragon. It is able to go for months without food while digesting its previous meal. It is not slow, however. Once it finds its next meal, it is voracious. Iceflame spitters often craft beautiful icy lairs.

Iceflame Spitter Hatchling	Minion: Grade 1
<i>Small Magical Reptile (Drake)</i>	<i>XPV: 10</i>
Composure Pool: 3 – Striker: +1 damage on a hit / turn	SR 4
Physical Mental Social Speed: 4, Fly 4	
Brawn 2,4 Genius 3,3 Appeal 2,0 Saves 5, ACC	
Dexterity 2,2 Savvy 2,0 Empathy 2,0 AP: 0	
Coldfire (<i>Frostfire P</i>) <i>Cold, Fire, Atk</i> ; Major, ↓X dice, Choose one: Blast : Roll vs Phy. on a foe in X+1 RIs. +1 dmg on hit. Dart : Roll vs Phy. on an adj. line 2X+2.	
Coldflame Gash (<i>Frostfire T1</i>) Free: ↑2 on a foe you hit last turn.	
Frostfire CC (<i>Experiment Total: 2E, Max Component: ↑2</i>); Craft BC, Lore ABB, Nature AA, Nimble A, Precision AB, Stealth AC, (Appeal, Brawn, Empathy, Savvy AA); Darkvision, Wings 2; Fly; Languages: Dragon	
Gear : Dragonfang (Frostfire 2), Dragonclaw (Craft 1), Slick Scales (Stealth 1), Dragon Claw ↑1 Fire , Ice Shard ↑1 Cold	

*** Brawn: 2, Dexterity: 1, Genius: 2, Savvy: 2, Appeal: 2, Empathy: 2; Background Engineer; Skill Ranks: Craft 1, Stealth 2, Fire 1, Water 1

Iceflame Spitter Adult	Boss: Grade 6
<i>Huge Magical Reptile (Drake); 3 x 3 sq.</i>	<i>XPV: 80</i>
Composure Pool: 19 – Defender: taunt 1 foe / turn	SR 4
Physical Mental Social Speed: 7, Fly 7	
Brawn 5,7 Genius 4,7 Appeal 3,0 Saves 8, ABCCC	
Dexterity 3,4 Savvy 3,0 Empathy 3,0 AP: 2+1	
Coldfire (<i>Frostfire P</i>) <i>Cold, Fire, Atk</i> ; Major, ↓X dice, Choose one: Blast : Roll vs Phy. on a foe in X+1 RIs. +1 dmg on hit. Dart : Roll vs Phy. on an adj. line 2X+2.	
Frostrush (<i>Frostfire T4</i>) <i>Modifier</i> ; Maneuver, ↓X dice: This roll affects a line X+1. Shift to a sq. adj. to its end. Get 1 Soak for 1 turn.	
Ice Shield (<i>Frostfire T4</i>) Quick, Engage 3X dice until your next turn: Gain Soak X against an attack that hit you.	
Conflagration (<i>Frostfire T5</i>) Perk: Affected foes suffer ongoing dmg X, where X is the number of Fire crits you rolled.	
Freeze Solid (<i>Frostfire T7</i>) Spend 10 Phy. Edge or 3 crits: Impaired targets are staggered, immobilized, frozen solid, cannot be teleported, and gain Soak 6, save ends.	
Healer's Aura (<i>Frostfire T6</i>) <i>Stance</i> ; Maneuver x2: At the end of each of your turns, you and each ally in Melee 2 heal X composure. X is your ranks in Healing, Radiant, or Water.	
Frostfire ABCCC (<i>Experiment Total: 4E, Max Component: ↑4</i>); Craft BCCC, Lore BBCC, Nature AAAA, Nimble AA, Precision BB, Stealth ACC, (Appeal, Empathy, Savvy AAA, Brawn AAAAA); -1 Base Speed, Darkvision, Wings 2; Fly; Languages: Dragon	
Gear : Dragonfang (Frostfire 3), Dragonclaw (Craft 3), Book of Lore (Lore 2), Slick Scales (Stealth 2), Dragon Claw ↑3 Fire , Ice Shard ↑1 Cold , Experiment +4E to Freeze Solid , 8gp	

*** Brawn: 5, Dexterity: 2, Genius: 4, Savvy: 3, Appeal: 3, Empathy: 3; Background Alchemist; Skill Ranks: Craft 1, Durability 1, Lore 2, Stealth 3, Fire 3, Water 3

Iceflame Spitter Juvenile	Elite: Grade 4
<i>Small Magical Reptile (Dragon)</i>	<i>XPV: 40</i>
Composure Pool: 9 – Leader: ↑1 (ea adj or 1 ally) / turn	SR 4
Physical Mental Social Speed: 4	
Brawn 4,0 Genius 4,5 Appeal 3,0 Saves 6, ABCC	
Dexterity 3,5 Savvy 2,0 Empathy 1,0 AP: 1+1	
Coldfire (<i>Frostfire P</i>) <i>Cold, Fire, Atk</i> ; Major, ↓X dice, Choose one: Blast : Roll vs Phy. on a foe in X+1 RIs. +1 dmg on hit. Dart : Roll vs Phy. on an adj. line 2X+2.	
Coldflame Torrent (<i>Frostfire T3</i>) Full, ↑2, ↓X dice: Roll vs Phy. on a line X+2. Half of the dmg dealt is instead ongoing dmg, save ends.	
Flamefrostedge (<i>Frostfire T2</i>) Free, When you deal Frostfire dmg: Deal 1 Cold Fire Damage to affected targets adj. to allies.	
Searing Cleanse (<i>Frostfire T4</i>) Spend 4X Frostfire Edge: Each other ally in X RIs may make one improvised save as a free action. If X is 2 or more, you also may make a save as well.	
Chilling Cinders (<i>Frostfire T4</i>) Spend 4+2X Edge or 2+X Crits: Impaired foes are staggered and have ongoing dmg X, save ends.	
Frostfeet (<i>Frostfire T3</i>) <i>Stance</i> ; Maneuver: Whenever you deal Frostfire dmg to a foe, you may slide the target 1 square.	
Fire ABCC (<i>Experiment Total: 3E, Max Component: ↑3</i>); Craft AAB, Lore ABCC, Nature AAB, Nimble BCC, Precision AAA, Stealth BCC, (Appeal AAA, Brawn AAAAA, Empathy A, Savvy AA); -1 Base Speed, Darkvision, Wings 2; Languages: Dragon	
Gear : Dragonfang (Frostfire 2), Dragonclaw (Nimble 2), Slick Scales (Stealth 2), Book of Lore (Lore 2), Experiment +3E to Chilling Cinders , Dragon Claw ↑2 Fire , Ice Shard ↑2 Cold , 17gp	

*** Brawn: 4, Dexterity: 3, Genius: 4, Savvy: 2, Appeal: 3, Empathy: 1; Background Mystic; Skill Ranks: Nature 1, Nimble 3, Stealth 3, Fire 2, Water 2

Shadowleech

The shadowleech is a dragon of darkness that tends to live in swampy areas. Its presence drains the life from its prey which it then uses to toughen itself. These dragons are very durable. Their scales are a dull black with a bluish shine in very bright light. Their heads and bodies are flattened compared to other dragons, allowing them to more easily hide underwater. They are not great swimmers, but they lurk under the water near a shore, their nostrils just above the water so they can ambush prey.

Shadowleeches are rarely alone, they usually either have some hatchlings or they will ally with goblins or some other weaker species so it can have a constant source of energy.

Shadowleech Hatchling	Minion: Grade 1
<i>Small Magical Reptile (Drake)</i>	<i>XPV: 10</i>
Composure Pool: 3 – Striker: +1 damage on a hit / turn	SR 4
Physical Mental Social	Speed: 5, Fly 4
Brawn 2,4 Genius 2,0 Appeal 2,0	Saves 4, CC
Dexterity 2,2 Savvy 2,3 Empathy 2,0	AP: 0
Decay (<i>Death P</i>) <i>Necrotic, Atk</i> ; Major, Take X Phy. wounds: Roll vs Phy. on a foe in Melee. +2X dmg on hit. Max of Death.	
Billowing Shroud (<i>Death T2</i>) Maneuver, Engage X dice: You and allies within Melee X have a +1 bonus to defenses.	
Wither (<i>Death T1</i>) Spend 2 Edge: Impaired foes are dazed or weakened (choose one), save ends.	
Death CC (<i>Experiment Total: 2E, Max Component: ↑2</i>); Athletics BB, Durability AA, Intimidate BB, Nimble A, Perception AA, Precision A, Stealth AC, Tactics BB, Vigilance BC, (Appeal, Empathy, Genius AA); Darkvision, Wings 2; Fly; Languages: Dragon	
Gear: Noxious Breath (Death 2), Keen Eye (Vigilance 1), Sleek Scales (Stealth 1), Experiment +2E to Wither, Deer Skull ↑1 Death, 1gp	

*** Brawn: 2, Dexterity: 1, Genius: 2, Savvy: 2, Appeal: 2, Empathy: 2; Background Bandit; Skill Ranks: Athletics 2, Tactics 1, Vigilance 1, Death 1

Shadowleeches are born live, and within a few weeks are already able to defend themselves and take down small prey.

Shadowleech Adult	Sub Boss: Grade 5
<i>Large Magical Reptile (Drake); 2 x 2 sq.</i>	<i>XPV: 60</i>
Composure Pool: 11 – Striker: +1 damage on a hit / turn	SR 4
Physical Mental Social	Speed: 7, Fly 6
Brawn 4,7 Genius 3,0 Appeal 3,0	Saves 7, BCCC
Dexterity 4,4 Savvy 4,6 Empathy 3,0	AP: 2+1
Shadow's Grasp (<i>Death P</i>) <i>Fear, Shadow, Atk</i> ; Major, ↓X dice: Roll vs Phy. on a foe in Melee X+2. Impaired targets are pulled X+1.	
Soul Drain (<i>Death T3</i>) <i>Healing</i> ; Major, You were adj. to the foe your previous turn, the foe is staggered, immobilized, or defeated: Roll vs Phy. If you deal wounds, heal half as many Phy. wounds, max of 4.	
Siphon Strength (<i>Death T4</i>) Spend 3X Phy. Edge: Affected foes have ↓X, save ends. You have ↑X UYNTE.	
Sequester in Shadow (<i>Death T2</i>) Spend 5 Death or Shadow Edge: Impaired foes are immobilized and weakened, save ends.	
Warlock's Welcome (<i>Death T5</i>) <i>Stance, Healing</i> ; Maneuver: When a foe moves or shifts to a square adj. to you, they take 1 physical dmg and you heal 1 physical composure.	
Death BCCC (<i>Experiment Total: 4E, Max Component: ↑4</i>); Athletics AACC, Durability AAAA, Intimidate AACC, Nimble AA, Perception AAAA, Precision AA, Stealth AACC, Tactics ABCC, Vigilance BBCC, (Appeal, Empathy, Genius AAA); Darkvision, Wings 2; Fly; Languages: Dragon	
Gear: Noxious Breath (Death 3), Sleek (Stealth 2), Keen (Vigilance 2), Muscle (Athletics 2), Shadowy Aura (Intimidate 2), Experiment +4E to Sequester in Shadow, Lyven Skull ↑2 Death (x2), 20gp	

*** Brawn: 4, Dexterity: 2, Genius: 3, Savvy: 4, Appeal: 3, Empathy: 3; Background Bandit; Skill Ranks: Athletics 2, Stealth 2, Tactics 2, Vigilance 3, Death 3

The Adult Shadowleech uses Shadow's Grasp to pull foes into the Warlock's Welcome effect.

Drake

Drakes are massive magical reptiles related to Dragons, but drakes have no wings.

Lava Drake

Massive beasts of molten magma, Lava Drakes prefer to live near volcanic activity, where their Elemental powers are strongest.

Lava Drake Adult	Sub: Grade 5
<i>Huge Magical Reptile (Drake); 3 x 3 sq.</i>	<i>XPV: 60</i>
Composure Pool: 11 – Striker: +1 damage on a hit / turn	SR 4
Physical Mental Social	Speed: 8
Brawn 3,0 Genius 2,0 Appeal 3,0	Saves 8, AACCC
Dexterity 5,6 Savvy 4,5 Empathy 3,0	AP: 2+1
Demonflame (<i>Fire P</i>) <i>Atk</i> ; Major, ↓2X dice: Roll vs Phy. on an adj. line 2X+2. Impaired foes take X ongoing dmg, save ends.	
Stone Throw (<i>Earth P</i>) <i>Crushing, Piercing, or Slicing, Atk</i> ; Major, ↓X dice: Roll vs Phy. on a foe in X+1 RIs.	
Ironbarbs (<i>Earth T3</i>) <i>Atk</i> ; Free, ↓3 dice: Roll vs Phy. in Melee 1. This attack deals half dmg.	
Hellfire Rush (<i>Fire T4</i>) <i>Modifier</i> ; Maneuver, ↓X dice: This roll affects a line X+1. Shift to a sq. adj. to its end. Gain 1 Soak for one turn.	
Consume (<i>Fire T5</i>) Maneuver, Spend 4X Fire Edge or X Fire Crits: ↓X to Y impaired foes and you gain ↑X+Y Fire until your next turn ends.	
Molten Magma (<i>Fire T2</i>) Spend 4X Fire or Earth Edge or X Fire or Earth crits: Slow X and ongoing dmg X on impaired foes, save ends.	
Earthform (<i>Earth T2</i>) <i>Stance</i> ; Maneuver: You gain Soak 2. Atk; Major, ↓X dice: Roll vs Phy. on a line 2X+2.	
Fire AACCC (↑3 Torch, lava, bonfire, ongoing fire dmg on a foe, ↑1 Warm air, smoldering coals, candle, or lantern), Earth AACCC (↑3 Standing in a cave, underground., ↑1 Standing on sand, stone or earth.); Perception AABC, Tactics AAAA, Vigilance ABCC, (Appeal, Brawn, Empathy AAA, Genius AA, Dexterity AABCC); Darkvision, Resist Fire 2 ; Languages: Dragon	
Gear: Flame Breath (Fire 3), Tremorsense (Earth 3), Preparation (Vigilance 2), Careful Claw (Precision 2), Light Touch (Stealth 2), Smooth Scales (Nimble 2), Sharp Eye (Perception 2), 20gp	

*** Brawn: 3, Dexterity: 5, Genius: 2, Savvy: 4, Appeal: 3, Empathy: 3; Background Archer; Skill Ranks: Nimble 2, Perception 1, Precision 1, Vigilance 3, Fire 2, Earth 3

The Adult Lava Drake will attempt to close to Demonflame or Hellfire Rush range so that it can power Consume and then use those upgrades to essentially guarantee Molten Magma.

Lava Drake Hatchling	Minion: Grade 1
<i>Medium Magical Reptile (Drake)</i>	<i>XPV: 10</i>
Composure Pool: 3 – Striker: +1 damage on a hit / turn	SR 4
Physical Mental Social	Speed: 6
Brawn 2,0 Genius 1,0 Appeal 2,0	Saves 5, ACC
Dexterity 3,4 Savvy 2,2 Empathy 2,0	AP: 0
Demonflame (<i>Fire P</i>) <i>Atk</i> ; Major, ↓2X dice: Roll vs Phy. on an adj. line 2X+2. Impaired foes take X ongoing dmg, save ends.	
Stone Throw (<i>Earth P</i>) <i>Crushing, Piercing, or Slicing, Atk</i> ; Major, ↓X dice: Roll vs Phy. on a foe in X+1 RIs.	
Molten Magma (<i>Fire T2</i>) Spend 4X Fire or Earth Edge or spend X Fire or Earth crits: Impaired targets are slowed X and have ongoing dmg X, save ends.	
Torrent of Torment (<i>Fire T3</i>) Full, ↑2, ↓X dice: Roll vs Phy. on a line X+2. Half of the dmg dealt is instead ongoing dmg, save ends.	
Fire CC (↑2 Torch, lava, bonfire, ongoing fire dmg on a foe, ↑1 Warm air, smoldering coals, candle, or lantern), Earth CC (↑2 Standing in a cave, underground., ↑1 Standing on sand, stone or earth.); Nimble AB, Perception AA, Precision BB, Stealth ABB, Tactics AA, Vigilance BB, (Appeal, Brawn, Empathy AA, Genius A); Darkvision, Resist Fire 2 ; Languages: Dragon	
Gear: Flame Breath (Fire 2), Tremorsense (Earth 2)	

*** Brawn: 2, Dexterity: 2, Genius: 1, Savvy: 2, Appeal: 2, Empathy: 2; Background Archer; Skill Ranks: Vigilance 2, Fire 1, Earth 2

The Lava Drake Hatchlings will attempt to close to Torrent of Torment range for increased accuracy and damage.

Lava Drake Elder	Boss: Grade 6
Huge Magical Reptile (Drake); 3 x 3 sq.	XPV: 80
Composure Pool: 13 – Striker: +1 damage on a hit / turn	SR 4
Physical Mental Social	Speed: 8
Brawn 3,0 Genius 2,0 Appeal 3,0	Saves 8, ABCCC
Dexterity 5,7 Savvy 4,3 Empathy 3,0	AP: 2+1
Demonflame (<i>Fire P</i>) <i>Atk</i> ; Major, ↓2X dice: Roll vs Phy. on an adj. line 2X+2. Impaired foes take X ongoing dmg, save ends.	
Stone Throw (<i>Earth P</i>) <i>Crushing, Piercing, or Slicing, Atk</i> ; Major, ↓X dice: Roll vs Phy. on a foe in X+1 RIs.	
Crystal Shards (<i>Earth T4</i>) <i>Atk</i> ; Free: 4 vs Phy. on foes in Melee 1 (<i>Do not roll, just use 4 as the attack result</i>).	
Crack the Earth (<i>Earth T5</i>) <i>Acid, Fire, Poison, or Wind, Atk</i> ; Major x2, ↓X dice: Roll vs Phy. on a Line 3X+5 on targets adj. to stone.	
Consume (<i>Fire T5</i>) <i>Maneuver</i> , Spend 4X Fire Edge or X Fire Crits: ↓X to Y impaired foes and you gain ↑X+Y Fire until your next turn ends.	
Noxious Fumes (<i>Fire T4</i>) <i>Modifier</i> ; ↓X Fire or Earth dice: Also roll against enemies in X squares of the area's edges. Those targets take poison dmg, and the dmg is halved.	
Pyroclastic Flow (<i>Fire T5</i>) <i>Stance</i> ; <i>Maneuver</i> : When you roll a Fire or Earth crit, Impaired foes are slid 2 and immobilized for one turn.	
Conflagration (<i>Fire T5</i>) <i>Perk</i> : Affected foes suffer ongoing dmg X, where X is the number of Fire crits you rolled.	
Fire ABCCC (↑4 <i>Torch, lava, bonfire, ongoing fire dmg on a foe, ↑2 Warm air, smoldering coals, candle, or lantern</i>), Earth ABCCC (↑4 <i>Standing in a cave, underground, ↑2 Standing on sand, stone or earth.</i>); Perception AAAA, Tactics AAAA, Vigilance ABBB, (Appeal, Brawn, Empathy AAA, Genius AA, Dexterity AABCC); Darkvision, Resist Fire 2 ; Languages: Dragon	
Gear : Flame Breath (Fire 3), Tremorsense (Earth 3), Smooth Scales (Nimble 2), Sharp Eye (Precision 2), Light Touch (Stealth 2), 145gp	

*** Brawn: 3, Dexterity: 5, Genius: 2, Savvy: 4, Appeal: 3, Empathy: 3; Background Archer; Skill Ranks: Nimble 2, Precision 1, Vigilance 3, Fire 3, Earth 4

The Lava Drake Elder tries to pin down foes with Pyroclastic Flow so it can Consume them with Demonflame strikes.

Dweorn

Dweorn are resourceful beings that create vast underground complexes of mines. Some of these mines are a bit remote and they don't tend to take kindly to trespassing. Especially if the mine happens to be very lucrative.

Dweorn Anchor	Fodder: Grade 0
Medium Natural Humanoid Dweorn	XPV: 5
Composure Pool: 1 – Leader: ↑1 (ea adj or 1 ally) / turn	SR 5
Physical Mental Social	Speed: 5
Brawn 2,1 Genius 3,3 Appeal 1,0	Saves 4, ABC
Dexterity 1,1 Savvy 1,1 Empathy 1,0	AP: 0
Force Burst (<i>Evocation P</i>) <i>Force, Crushing or Slicing, Atk</i> ; Major, ↓X dice: Roll vs Phy. on an Area X+2.	
Anchor (<i>Evocation T2</i>) <i>Force</i> ; Spend 7 Edge: Impaired foes are immobilized, save ends.	
Evocation BC (<i>Experiment Total: 2E, Max Component: ↑2</i>); Athletics AB, Craft ABC, Durability AA, Intimidate AA, Lore BB, Nature BB, Perception A, Tactics A, Vigilance B, (Appeal, Dexterity, Empathy A); Darkvision, Sturdy 1; Languages: Common, Dweorn	
Gear : Crooked Wand (<i>Evocation 1</i>), Multitool (<i>Craft 1</i>), Experiment +1E to Anchor	

*** Brawn: 2, Dexterity: 1, Genius: 2, Savvy: 1, Appeal: 1, Empathy: 1; Background Alchemist; Skill Ranks: Nature 1, Evocation 2

Dweorn Archer	Fodder: Grade 0
Medium Natural Humanoid Dweorn	XPV: 5
Composure Pool: 1 – Leader: ↑1 (ea adj or 1 ally) / turn	SR 5
Physical Mental Social	Speed: 5
Brawn 2,3 Genius 2,1 Appeal 1,0	Saves 3, BC
Dexterity 1,0 Savvy 2,1 Empathy 1,0	AP: 0
Shot (<i>Hunter P</i>) <i>Atk</i> ; Major, ↓X dice: Roll vs Phy. on a foe in X+2 RIs.	
Strike (<i>Hunter P</i>) <i>Atk</i> ; Major: Move 1. Roll vs Phy. on a foe in Melee.	
Rain (<i>Hunter T1</i>) <i>Atk</i> ; Full: Move 1. Roll vs Phy. on area 3 in 1 RI.	
Hunter BC , Athletics AB, Durability BC, Intimidate AB, Perception A, Tactics A, Vigilance AB, (Appeal, Dexterity, Empathy A, Genius AB); Darkvision, Sturdy 1; Languages: Common, Dweorn	
Gear : Axe (1pt) 1H Heavy Blade +1 Edge , Bow (1pt) 2H Bow Ranged Reload Free +1 dmg (<i>Hunter 1</i>), Tough (<i>Durability 1</i>)	

*** Brawn: 2, Dexterity: 1, Genius: 2, Savvy: 1, Appeal: 1, Empathy: 1; Background Barbarian; Skill Ranks: Nature 1, Hunter 2

Dweorn Bombardier	Basic: Grade 2
Medium Natural Humanoid Dweorn	XPV: 20
Composure Pool: 5 – Controller: ↓1 1 foe / turn	SR 5
Physical Mental Social	Speed: 4
Brawn 3,5 Genius 3,5 Appeal 2,0	Saves 6, BCC
Dexterity 2,0 Savvy 2,1 Empathy 2,0	AP: 1
Artificer's Strike (<i>Innovator P</i>) <i>Crushing, Slicing, or Piercing, Atk</i> ; Major: Roll vs Phy. on a foe in Melee. Slide impaired foes 1 square.	
Gout of Fire (<i>Innovator T3</i>) <i>Modifier, Fire</i> ; Free, ↑1: Spend 3X Edge: Affected foes take X ongoing dmg, save ends.	
Electromancy (<i>Innovator T4</i>) <i>Modifier, Lightning</i> ; Free, ↑1: Spend 4 Innovator Edge: Impaired foes are staggered, save ends.	
Spatial Twist (<i>Innovator T5</i>) <i>Stance</i> ; <i>Maneuver</i> : Quick, You are hit, Spend 1 AP: Teleport 3 and the dmg is halved.	
Innovator BCC (<i>Experiment Total: 3E, Max Component: ↑3</i>); Athletics BBC, Craft BCC, Durability ABC, Intimidate AAA, Lore AAA, Nature AAA, Perception A, Tactics A, Vigilance AB, (Appeal, Dexterity, Empathy AA); Darkvision, Sturdy 1; Languages: Common, Dweorn	
Gear : Blunderbuss (<i>Innovator 2</i>), Multitool (<i>Craft 2</i>), Support Belt (<i>Athletics 1</i>), Hide Armor (<i>Durability 1</i>), Experiment +2E to Gout of Fire , Brimstone ↑2 Fire , 9gp	

*** Brawn: 3, Dexterity: 2, Genius: 3, Savvy: 1, Appeal: 2, Empathy: 2; Background Soldier; Skill Ranks: Craft 2, Durability 2, Innovator 3

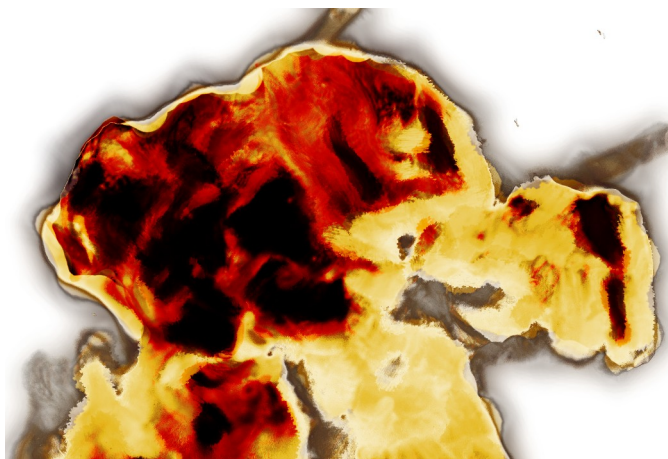
Bombardiers will get into their stance as soon as possible, and use their action point to reduce damage the first time they get hit. They can power their Artificer's Strike with both Gout of Fire and Electromancy on the same turn, preferring to use stagger if possible, but even one Edge rolled is enough to do ongoing damage.

Dweorn Rager	Minion: Grade 1
Medium Natural Humanoid Dweorn	XPV: 10
Composure Pool: 3 – Striker: +1 damage on a hit / turn	SR 5
Physical Mental Social	Speed: 5
Brawn 2,4 Genius 1,1 Appeal 2,0	Saves 5, CC
Dexterity 2,0 Savvy 2,2 Empathy 2,0	AP: 0
Stalwart Surge (<i>Stalwart P</i>) <i>Atk</i> ; Major, Heavy Weapon: Move 2, Roll vs Phy. on a foe in Melee.	
Debilitating Strike (<i>Stalwart T3</i>) <i>Atk</i> ; Full, Heavy Weapon: Roll vs Phy. on a foe in Melee. Impaired foes are staggered or immobilized (choose one), save ends.	
Blind Rage (<i>Stalwart T3</i>) <i>Stance, Agile</i> ; <i>Maneuver</i> , You may only use Stalwart and Basic talents while in this stance: Your melee attacks target all creatures in range (including allies).	
Stalwart CC Athletics BC, Durability BB, Intimidate BC, Perception AA, Tactics AA, Vigilance BB, (Appeal, Dexterity, Empathy AA, Genius B); Darkvision, Sturdy 1; Languages: Common, Dweorn	
Gear : Battleaxe (2pts) 2H Heavy Blade Stalwart ↑2 (<i>Stalwart 2</i>), Multitool (<i>Craft 1</i>), Support Belt (<i>Athletics 1</i>), 10gp	

*** Brawn: 2, Dexterity: 2, Genius: 1, Savvy: 2, Appeal: 2, Empathy: 2; Background Soldier; Skill Ranks: Craft 2, Durability 1, Stalwart 2

Elemental

Elementals are creatures from the elemental realms, animated by elemental magic and raw elements. They are not mindless constructs, but simply life of a form foreign to our world.



Coalwalker

The coalwalker is a creature made from living coals. A coalwalker continually burns to ash, so is constantly in search of fuel. Coalwalkers don't usually last long in this world, but leave a wake of destruction when they occasionally appear.

Ashen Coalwalker		Fodder: Grade 0	
Small Elemental Humanoid (Fire Elemental)		XPV: 5	
Composure Pool: 1 – Leader: ↑1 (ea adj or 1 ally) / turn	SR 4		
Physical	Mental	Social	Speed: 8
Brawn 1,0	Genius 1,0	Appeal 1,0	Saves 4, ABC
Dexterity 2,2	Savvy 1,0	Empathy 3,3	AP: 0
Singe (Fire P) <i>Atk</i> ; Major: Roll vs Phy. on a foe in 1 RI. +1 dmg.			
Torrent of Torment (Fire T3) <i>Atk</i> ; Full, ↑2, ↓X dice: Roll vs Phy. on a line X+2. Half of the dmg dealt is instead ongoing dmg, save ends.			
Fire ABC (↑3 Torch, bonfire, ongoing fire dmg on a foe, ↑1 Warm air, smoldering coals, candle, or lantern); Customs AA, Nimble AA, Precision AA, Shrewd AA, Stealth AC, Trickery AB, (Appeal, Brawn, Genius, Savvy A); Heat Vision, Resist Fire 2; Languages: -none-			
Gear : Cinders (Fire 1), Coal Toes (Stealth 1), 2gp			

*** Brawn: 1, Dexterity: 2, Genius: 1, Savvy: 1, Appeal: 1, Empathy: 2; Background: Skill Ranks: Stealth 1, Fire 2

The Ashen Coalwalker keeps a distance from foes, using its Edge to upgrade their allies.

Cinder Coalwalker		Minion: Grade 1	
Medium Elemental Humanoid (Fire Elemental)		XPV: 10	
Composure Pool: 3 – Striker: +1 damage on a hit / turn	SR 4		
Physical	Mental	Social	Speed: 6
Brawn 2,0	Genius 2,0	Appeal 2,0	Saves 5, ACC
Dexterity 3,4	Savvy 2,0	Empathy 3,2	AP: 0
Demonflame (Fire P) <i>Atk</i> ; Major, ↓2X dice: Roll vs Phy. on an adj. line 2X+2. Impaired foes take X ongoing dmg, save ends.			
Demon Surge (Fire T3) <i>Movement, Atk</i> ; Full: Shift 2. Roll vs Phy. on each foe adj. to you before and after the shift.			
Char (Fire T2) Spend 3X Fire Edge. Affected foes downgrade their physical defenses by X, save ends.			
Fire ACC (↑3 Torch, bonfire, ongoing fire dmg on a foe, ↑1 Warm air, smoldering coals, candle, or lantern); Customs AB, Nimble AB, Precision AA, Shrewd B, Stealth BC, Trickery AAC, (Appeal, Brawn, Genius, Savvy AA); Heat Vision, Resist Fire 2; Languages: -none-			
Gear : Cinders (Fire 2), Coal Toes (Stealth 1, Shrewd 1), 10gp			

*** Brawn: 2, Dexterity: 2, Genius: 2, Savvy: 2, Appeal: 1, Empathy: 1; Background: Skill Ranks: Shrewd 1, Stealth 2, Fire 2

The Cinder Coalwalker uses Demon Surge as much as possible for maximum upgrades, generally adding more A dice to get the extra advantage for Char and Striker damage bonuses.

Ember Coalwalker		Basic: Grade 2	
Large Elemental Humanoid (Fire Elemental); 2 x 2 sq.		XPV: 20	
Composure Pool: 5 – Controller: ↓1 1 foe / turn	SR 4		
Physical	Mental	Social	Speed: 7
Brawn 2,0	Genius 1,0	Appeal 2,0	Saves 6, BCC
Dexterity 3,5	Savvy 2,0	Empathy 3,5	AP: 1
Fireblast (Fire P) <i>Atk</i> ; Major, ↓X dice: Roll vs Phy. on foes in an area X+1.			
Furnace Blast (Fire T4) <i>Maneuver</i> , You hit a target with Fire: Roll vs Phy. in an area 3 adj. to the target. Deal half dmg on a hit.			
Infernal Gash (Fire T1) <i>Free</i> , You hit the foe with Fire last turn: ↑3.			
Smoke (Fire T3) Spend 2X Fire Edge or X Fire crits: X impaired foes are blinded, save ends.			
Fire BCC (↑3 Torch, bonfire, ongoing fire dmg on a foe, ↑1 Warm air, smoldering coals, candle, or lantern); Customs ABB, Nimble AAB, Precision AAA, Shrewd BCC, Stealth ABC, Trickery BBC, (Appeal, Brawn, Savvy AA, Genius A); Heat Vision, Resist Fire 2; Languages: -none-			
Gear : Cinders (Fire 2), Coal Toes (Stealth 2), Heatsense (Shrewd 1, Trickery 1), 25gp			

*** Brawn: 2, Dexterity: 3, Genius: 1, Savvy: 2, Appeal: 2, Empathy: 3; Background: Skill Ranks: Shrewd 3, Stealth 2, Fire 2

Ember Coalwalkers use Fireblast and Furnace Blast in hopes of getting a hit to power Infernal Gash. The use Edge to power Smoke and their Controller talent Dampen.

Ingeous Coalwalker		Elite: Grade 4	
Huge Elemental Humanoid (Fire Elemental); 3 x 3 sq.		XPV: 40	
Composure Pool: 13 – Defender: taunt 1 foe / turn	SR 4		
Physical	Mental	Social	Speed: 6
Brawn 3,0	Genius 2,0	Appeal 1,0	Saves 6, ABCC
Dexterity 4,5	Savvy 3,0	Empathy 4,5	AP: 1+1
Blazing Strike (Fire P) <i>Atk</i> ; Major, Weapon, ↓2X dice: Shift X+1 squares. Roll vs Phy. on a foe in Melee.			
Catapult Slab (Earth P) <i>Crushing, Atk</i> ; Major, ↓X dice: Roll vs Phy. on foes in a chain X+1. Impaired foes are pushed or pulled X+1.			
Torrent of Torment (Fire T3) <i>Atk</i> ; Full, ↑2, ↓X dice: Roll vs Phy. on a line X+2. Half of the dmg dealt is instead ongoing dmg, save ends.			
Ironbarbs (Earth T3) <i>Atk</i> ; Free, ↓3 dice: Roll vs Phy. in Melee 1. This attack deals half dmg.			
Lava Pit (Fire T3) Spend 4+4X Fire or Earth Edge or spend 1+X Fire or Earth crits: Impaired targets are immobilized and have ongoing dmg X, save ends.			
Pyroclastic Flow (Fire T5) <i>Stance</i> ; <i>Maneuver</i> : Whenever you roll a Fire or Earth crit, Impaired foes are slid 2 and immobilized for 1 turn.			
Magma Flow (Fire T4) <i>Perk</i> : You may use Fire or Earth dice for Fire and Earth talents. When you do, they gain both keywords.			
Fire ABCC (↑3 Torch, bonfire, ongoing fire dmg on a foe, ↑1 Warm air, smoldering coals, candle, or lantern), Earth ABCC (↑3 Standing in a cave, underground., ↑1 Standing on sand, stone or earth.); Customs AABB, Nimble AABB, Precision AAAA, Shrewd AACC, Stealth ABCC, Trickery ABCC, (Appeal A, Genius AA, Brawn, Savvy AAA); Heat Vision, Resist Fire 2; Languages: -none-			
Gear : Cinders (Fire 2), Coal Toes (Stealth 2), Heatsense (Earth 2, Trickery 2, Shrewd 2), 60gp			

*** Brawn: 3, Dexterity: 4, Genius: 2, Savvy: 3, Appeal: 1, Empathy: 4; Background: Skill Ranks: Nimble 1, Shrewd 2, Stealth 3, Fire 2, Earth 3

Earthmaw

Earthmaw is a large worm-like creature with razor sharp fangs jutting in a 360 degree circle around its maw, which is roughly 3 feet in diameter. It can be anywhere from 10-20 feet long and roughly 4-7 feet thick. Dark brown in color, these creatures prefer cavernous areas near the surface where it can find an abundance of living creatures to feed upon.

Because of its nature, it leaves no trace of passing to the naked eye, often melding with the earth in search of prey, or finding a commonly traveled spot to lie in wait. Once a suitable location is found, it will carve out a niche for itself just underneath the surface and listen for something to pass over it.

Earthmaw Lurker	Basic: Grade 2
<i>Large Elemental Arthropod (Insectoid); 2 x 2 sq.</i>	<i>XPV: 20</i>
Composure Pool: 7 – Defender: taunt 1 foe / turn	SR 4
Physical Mental Social Speed: 7, Burrow 5	
Brawn 3,5 Genius 2,0 Appeal 2,0 Saves 5, BCC	
Dexterity 2,0 Savvy 3,2 Empathy 1,1 AP: 1	
Catapult Slab (<i>Earth P</i>) <i>Crushing, Atk</i> ; Major, ⌊X dice: Roll vs Phy. on foes in a chain X+1. Impaired foes are pushed or pulled X+1.	
Earthen Grip (<i>Earth T1</i>) <i>Spend 4 Earth Edge</i> : Targets are immobilized, save ends.	
Earthform (<i>Earth T2</i>) <i>Stance</i> ; Maneuver: You gain Soak 2. Atk; Major, ⌊X dice: Roll vs Phy. on a line 2X+2.	
Earth BCC (<i>†3 Standing in a cave, underground., †1 Standing on sand, stone or earth.</i>); Athletics ABC, Customs A, Durability BCC, Intimidate AAA, Perception AAC, Shrewd B, Tactics AAA, Trickery A, Vigilance AAA, (Appeal, Dexterity, Genius AA); Digging Claws, Natural Weapon (Bite, Claw), Tough 1, Vibrosense; Burrowing; Languages: -none-	
Gear : Essence (Earth 2), Tough Skin (Durability 2), Muscle (Athletics 1), Vibrosense (Perception 1), 25gp	

*** Brawn: 3, Dexterity: 2, Genius: 2, Savvy: 3, Appeal: 2, Empathy: 1; Background: Skill Ranks: Athletics 2, Durability 2, Perception 1, Earth 3

Earthmaw Elder	Elite: Grade 4
<i>Huge Elemental Arthropod (Insectoid); 3 x 3 sq.</i>	<i>XPV: 40</i>
Composure Pool: 9 – Leader: †1 (ea adj or 1 ally) / turn	SR 4
Physical Mental Social Speed: 7, Burrow 5	
Brawn 4,5 Genius 1,0 Appeal 3,0 Saves 6, ABCC	
Dexterity 3,0 Savvy 4,3 Empathy 3,4 AP: 1+1	
Stone Throw (<i>Earth P</i>) <i>Crushing, Piercing, or Slicing, Atk</i> ; Major, ⌊X dice: Roll vs Phy. on a foe in X+1 RIs.	
Ironbarbs (<i>Earth T3</i>) <i>Atk</i> ; Free, ⌊3 dice: Roll vs Phy. in Melee 1. This attack deals half dmg.	
Crack the Earth (<i>Earth T5</i>) <i>Acid, Fire, Poison, or Wind, Atk</i> ; Major x2, ⌊X dice: Roll vs Phy. on a Line 3X+5 on targets adj. to stone.	
Rootbind (<i>Earth T4</i>) <i>Spend 5 Earth Edge</i> : Impaired opponents are weakened and immobilized, save ends.	
Earthform (<i>Earth T2</i>) <i>Stance</i> ; Maneuver: You gain Soak 2. Atk; Major, ⌊X dice: Roll vs Phy. on a line 2X+2.	
Earth ABCC (<i>†3 Standing in a cave, underground., †1 Standing on sand, stone or earth.</i>); Athletics ABCC, Customs AA, Durability ABCC, Intimidate AAAA, Perception AABC, Shrewd ACC, Tactics AAAA, Trickery AA, Vigilance AAAA, (Appeal, Dexterity AAA, Genius A); Digging Claws, Natural Weapon (Bite, Claw), Tough 1, Vibrosense; Burrowing; Languages: -none-	
Gear : Essence (Earth 2), Muscle (Athletics 2), Tough Skin (Durability 2), Vibrosense (Shrewd 2, Perception 2), 60gp	

*** Brawn: 4, Dexterity: 3, Genius: 1, Savvy: 4, Appeal: 3, Empathy: 2; Background: Skill Ranks: Athletics 3, Durability 2, Perception 1, Shrewd 2, Earth 3

Forgeling

Forgelings are elementals often found bound to magical forges. They live in the forges themselves, but will leap out to defend their forges from intruders.

Flame Forging	Minion: Grade 1
<i>Small Elemental Beast (Fire Elemental)</i>	<i>XPV: 10</i>
Composure Pool: 3 – Striker: +1 damage on a hit / turn	SR 4
Physical Mental Social Speed: 5	
Brawn 2,4 Genius 2,2 Appeal 2,0 Saves 4, CC	
Dexterity 2,3 Savvy 1,0 Empathy 2,1 AP: 0	
Singe (<i>Fire P</i>) <i>Atk</i> ; Major, ⌊X dice: Roll vs Phy. on a foe in X+1 RIs. +1 dmg on hit.	
Demon Surge (<i>Fire T3</i>) <i>Movement, Atk</i> ; Full: Shift 2. Roll vs Phy. on each foe adj. to you before and after the shift.	
Molten Magma (<i>Fire T2</i>) <i>Spend 4X Fire or Earth Edge or spend X Fire or Earth crits</i> : Impaired targets are slowed X and have ongoing dmg X, save ends.	
Fire CC (<i>†2 Torch, lava, bonfire, ongoing fire dmg on a foe, †1 Warm air, smoldering coals, candle, or lantern</i>); Athletics BB, Craft BB, Customs AA, Durability AA, Intimidate AA, Lore AA, Nature AA, Nimble BC, Precision BB, Shrewd AA, Stealth BC, Trickery AB, (Appeal AA, Savvy A); Heat Vision; Languages: Elemental	
Gear : Essence (Fire 2), Agile (Nimble 1), Coal Toes (Stealth 1), 10gp	

*** Brawn: 2, Dexterity: 2, Genius: 2, Savvy: 1, Appeal: 2, Empathy: 2; Background: Blacksmith; Skill Ranks: Nimble 2, Stealth 2, Fire 1

Iron Forging	Elite: Grade 4
<i>Medium Elemental Beast (Fire Elemental)</i>	<i>XPV: 40</i>
Composure Pool: 13 – Defender: taunt 1 foe / turn	SR 4
Physical Mental Social Speed: 6	
Brawn 4,5 Genius 4,5 Appeal 1,0 Saves 6, ABCC	
Dexterity 3,5 Savvy 2,0 Empathy 3,1 AP: 1+1	
Catapult Slab (<i>Earth P</i>) <i>Crushing, Atk</i> ; Major, ⌊X dice: Roll vs Phy. on foes in a chain X+1. Impaired foes are pushed or pulled X+1.	
Fireblast (<i>Fire P</i>) <i>Atk</i> ; Major, ⌊X: Roll vs Phy. on foes in an area X+1.	
Ironbarbs (<i>Earth T3</i>) <i>Atk</i> ; Free, ⌊3 dice: Roll vs Phy. in Melee 1. This attack deals half dmg.	
Crack the Earth (<i>Earth T5</i>) <i>Acid, Fire, Poison, or Wind, Atk</i> ; Major x2, ⌊X dice: Roll vs Phy. on a Line 3X+5 on targets adj. to stone.	
Tunneling (<i>Earth T6</i>) <i>Movement, Atk</i> ; Full x2, Engage X dice UYNTE, You are standing on earth or stone: Teleport up to 3X to a square contiguous to earth or stone where you started. Roll vs Phy. on each foe in Melee. Impaired foes are pushed Edge squares.	
Molten Magma (<i>Fire T2</i>) <i>Spend 4X Fire or Earth Edge or spend X Fire or Earth crits</i> : Impaired targets are slowed X and have ongoing dmg X, save ends.	
Whirling Stones (<i>Earth T4</i>) <i>Stance</i> ; Maneuver, Engage 3X dice: Allies in X RIs gain Soak 1 while you are in this stance. Earth attacks you make gain X+1 Edge. Max of Earth. You are slowed X.	
Earth ABCC (<i>†3 Standing in a cave, underground., †1 Standing on sand, stone or earth.</i>), Fire ABCC (<i>†3 Torch, lava, bonfire, ongoing fire dmg on a foe, †1 Warm air, smoldering coals, candle, or lantern</i>); Athletics AAB, Craft ABCC, Customs AAA, Durability AAAA, Intimidate AACC, Lore AAAA, Nature AAAA, Nimble AAA, Precision ABB, Shrewd AAA, Stealth BCC, Trickery AAB, (Appeal A, Savvy AA); Heat Vision; Languages: Elemental	
Gear : Elemental Essence (Earth 2), Coal Toes (Stealth 2), Elemental Essence (Fire 2), Sledge (Craft 2), Flames (Intimidate 2), 60gp	

*** Brawn: 4, Dexterity: 3, Genius: 4, Savvy: 2, Appeal: 1, Empathy: 3; Background: Blacksmith; Skill Ranks: Craft 1, Intimidate 2, Stealth 3, Earth 3, Fire 2

Molten Forgeling		Boss: Grade 6	
Medium Elemental Beast (Fire Elemental)		XPV: 80	
Composure Pool: 19 – Defender: taunt 1 foe / turn		SR 4	
Physical	Mental	Social	Speed: 6
Brawn 5,7	Genius 4,5	Appeal 3,0	Saves 8, AACCC
Dexterity 3,5	Savvy 2,0	Empathy 3,1	AP: 2+1
Catapult Slab (Earth P) <i>Crushing, Atk</i> ; Major, 1X dice: Roll vs Phy. on foes in a chain X+1. Impaired foes are pushed or pulled X+1.			
Fireblast (Fire P) <i>Atk</i> ; Major, 1X: Roll vs Phy. on foes in an area X+1.			
Molten Magma (Fire T2) Spend 4X Fire or Earth Edge or spend X Fire or Earth crits: Impaired targets are slowed X and have ongoing dmg X, save ends.			
Ironbarbs (Earth T3) <i>Atk</i> ; Free, 3 dice: Roll vs Phy. in Melee 1. This attack deals half dmg.			
Whirling Stones (Earth T4) <i>Stance</i> ; Maneuver, Engage 3X dice: Allies in X RIs gain Soak 1 while you are in this stance. Earth attacks you make gain X+1 Edge. Max of Earth. You are slowed X.			
Shift Stone (Earth T5) <i>Atk</i> ; Full, 1X+Y dice: Roll vs (X+Y, Y), a target area Y+1 in X+1 RIs. Success moves earth and stone in that area a number of squares equal to Edge. Use the same result vs Phy. on foes in the area. Creatures on the stone move with it.			
Tunneling (Earth T6) <i>Movement, Atk</i> ; Full x2, Engage X dice UYNTE, You are standing on earth or stone: Teleport up to 3X to a square contiguous to earth or stone where you started. Roll vs Phy. on each foe in Melee. Impaired foes are pushed Edge squares.			
Tear the Earth (Earth T7) <i>Atk</i> ; Full x2, 1X dice: Roll vs Phy. on a Line 3X+5. Targets must be standing on stone or dirt. Impaired foes fall 2X squares into the crevice and are knocked prone. Each subsequent turn, Roll vs Phy. on foes inside the crevice. When no living creatures are in it, the crevice closes.			
Earth ABCCC (14 Standing in a cave, underground., 12 Standing on sand, stone or earth.), Fire ABCCC (14 Torch, lava, bonfire, ongoing fire dmg on a foe, 12 Warm air, smoldering coals, candle, or lantern); Athletics AAAB, Craft ABCC, Customs AAA, Durability AAAAA, Intimidate AAACC, Lore AAAA, Nature AAAA, Nimble AAA, Precision ABB, Shrewd AAA, Stealth BCC, Trickery AAB, (Appeal AAA, Savvy AA); Heat Vision; Languages: Elemental			
Gear : Elemental Essence (Earth 3), Elemental Essence (Fire 3), Coal Toes (Stealth 2), Sledge (Craft 2), Flames (Intimidate 2), 145gp			

*** Brawn: 5, Dexterity: 3, Genius: 4, Savvy: 2, Appeal: 3, Empathy: 3; Background Blacksmith; Skill Ranks: Craft 1, Intimidate 2, Stealth 3, Earth 4, Fire 3

Spark Forgeling		Fodder: Grade 0	
Small Elemental Beast (Fire Elemental)		XPV: 5	
Composure Pool: 1 – Striker: +1 damage on a hit / turn		SR 4	
Physical	Mental	Social	Speed: 5
Brawn 2,1	Genius 2,1	Appeal 1,0	Saves 3, BC
Dexterity 2,3	Savvy 1,0	Empathy 2,1	AP: 0
Singe (Fire P) <i>Atk</i> ; Major, 1X dice: Roll vs Phy. on a foe in X+1 RIs. +1 dmg on hit.			
Infernal Gash (Fire T1) Free, You hit the target with Fire last turn: 1X dice. X is your Fire ranks.			
Fire BC (12 Torch, lava, bonfire, ongoing fire dmg on a foe, 12 Warm air, smoldering coals, candle, or lantern); Athletics AB, Craft AB, Customs AA, Durability A, Intimidate A, Lore A, Nature A, Nimble AA, Precision BB, Shrewd AA, Stealth BC, Trickery AB, (Appeal, Savvy A); Heat Vision; Languages: Elemental			
Gear : Elemental Essence (Fire 1), Coal Toes (Stealth 1), 2gp			

*** Brawn: 1, Dexterity: 2, Genius: 1, Savvy: 1, Appeal: 1, Empathy: 2; Background Blacksmith; Skill Ranks: Stealth 2, Fire 1

Frost Elemental

The frost wyrm is a cold calculating predator found in massive ice caves. As it ages, it becomes larger, and better at using its cold abilities to control foes.

Sleetslither Hatchling		Basic: Grade 2	
Medium Elemental Reptile (Wyrm)		XPV: 20	
Composure Pool: 5 – Striker: +1 damage on a hit / turn		SR 4	
Physical	Mental	Social	Speed: 6 to 9
Brawn 2,0	Genius 2,0	Appeal 1,0	Saves 5, BCC
Dexterity 3,4	Savvy 3,5	Empathy 2,0	AP: 1
Ice Shard (Water P) <i>Cold, Piercing, Atk</i> ; Major, 1X dice: Roll vs Phy. on foe in a RI X+1. Impaired foes are slowed 2X+1.			
Winter Chill (Air P) <i>Cold, Primal</i> ; Major, 1X: Roll vs Phy. on a foe in an area X+1. Impaired foes are slowed X, save ends.			
Sleet Blast (Air T2) <i>Modifier, Water</i> ; Full: Make a Cold, Water, or Wind Major Atk with 1. Impaired foes are knocked prone.			
Ice Slick (Water T3) Spend 2X Cold or Water Edge: Impaired foes are slid X squares or pushed or pulled 3X squares.			
Arctic Fog (Air T2) <i>Stance, Primal</i> ; Full, Engage X dice: You and allies in Melee X gain Soak 2.			
Water BCC (13 Glacier, Lake, River, Ocean, precipitation, 11 Some humidity, anywhere the air isn't too dry), Air BCC (13 Outdoors with a clear sky, 11 Outdoors on a foggy or muggy day or Indoors); Nimble AAA, Perception AAB, Precision ABC, Stealth BBC, Tactics AAB, Vigilance ABB, (Appeal A, Brawn, Empathy, Genius AA); Darkvision; Languages: Elemental			
Gear : Elemental Essence (Water 2), Soft Shoes (Stealth 1), Elemental Essence (Air 2), Guide Book (Precision 1), 25gp			

*** Brawn: 2, Dexterity: 3, Genius: 2, Savvy: 3, Appeal: 1, Empathy: 2; Background Sharpshooter; Skill Ranks: Stealth 3, Water 2, Air 2

Sleetslither		Elite: Grade 4	
Large Elemental Reptile (Wyrm); 2 x 2 sq.		XPV: 40	
Composure Pool: 9 – Controller: 11 1 foe / turn		SR 4	
Physical	Mental	Social	Speed: 7
Brawn 3,0	Genius 3,0	Appeal 2,0	Saves 7, ABCC
Dexterity 4,5	Savvy 4,5	Empathy 1,0	AP: 1+1
Winter Chill (Air P) <i>Cold, Primal</i> ; Major, 1X: Roll vs Phy. on a foe in an area X+1. Impaired foes are slowed X, save ends.			
Ice Shard (Water P) <i>Cold, Piercing, Atk</i> ; Major, 1X dice: Roll vs Phy. on foe in a RI X+1. Impaired foes are slowed 2X+1.			
Ice Slick (Water T3) Spend 2X Cold or Water Edge: Impaired foes are slid X squares or pushed or pulled 3X squares.			
Soothing Renewal (Water T5) Maneuver, Spend 3X Water Edge or X Water crits: You and each ally within 1 RI are healed X wounds.			
Freeze Solid (Water T7) Spend 10 Phy. Edge or 3 crits: Impaired targets are staggered, immobilized, frozen solid, cannot be teleported, and gain Soak 6, save ends.			
Ice Shield (Water T4) Quick, Engage 3X dice until your next turn: Gain Soak X against an attack that hit you.			
Healer's Aura (Water T6) <i>Stance</i> ; Maneuver x2: At the end of each of your turns, you and each ally in Melee 2 heal X composure. X is your ranks in Healing, Radiant, or Water.			
Air ABCC (13 Outdoors with a clear sky, 11 Outdoors on a foggy or muggy day or Indoors), Water ABCC (13 Glacier, Lake, River, Ocean, precipitation, 11 Some humidity, anywhere the air isn't too dry); Nimble ABCC, Perception AAB, Precision AAB, Stealth ABCC, Tactics AAAB, Vigilance ABCC, (Appeal AA, Brawn, Genius AAA, Empathy A); Darkvision; Languages: Elemental			
Gear : Chilling Breath (Air 2), Slick Scales (Nimble 2), Soft Pads (Stealth 2), Essence (Water 2), Alertness (Vigilance 2), 60gp			

*** Brawn: 3, Dexterity: 4, Genius: 3, Savvy: 4, Appeal: 2, Empathy: 1; Background Sharpshooter; Skill Ranks: Nimble 3, Perception 1, Stealth 3, Vigilance 1, Air 2, Water 2

Sleetslither Elder	Boss: Grade 6
Huge Elemental Reptile (Wyrm); 3 x 3 sq.	XPV: 80
Composure Pool: 13 – Controller: ↓1 1 foe / turn	SR 4
Physical Mental Social Speed: 8	
Brawn 3,0 Genius 3,0 Appeal 2,0 Saves 9, AACCC	
Dexterity 4,4 Savvy 5,7 Empathy 3,0 AP: 2+1	
Winter Chill (Air P) Cold, Primal; Major, ↓X: Roll vs Phy. on a foe in an area X+1. Impaired foes are slowed X, save ends.	
Ice Shard (Water P) Cold, Piercing, Atk; Major, ↓X dice: Roll vs Phy. on foe in a RI X+1. Impaired foes are slowed 2X+1.	
Winter's Rime (Air T1) Free, You hit with a Cold talent: Gain Soak 2 for one turn.	
Ice Slick (Water T3) Spend 2X Cold or Water Edge: Impaired foes are slid X squares or pushed or pulled 3X squares.	
Soothing Renewal (Water T5) Maneuver, Spend 3X Water Edge or X Water crits: You and each ally within 1 RI are healed X wounds.	
Freeze Solid (Water T7) Spend 10 Phy. Edge or 3 crits: Impaired targets are staggered, immobilized, frozen solid, cannot be teleported, and gain Soak 6, save ends.	
Ice Shield (Water T4) Quick, Engage 3X dice until your next turn: Gain Soak X against an attack that hit you.	
Healer's Aura (Water T6) Stance; Maneuver x2: At the end of each of your turns, you and each ally in Melee 2 heal X composure. X is your ranks in Healing, Radiant, or Water.	
Air ABCCC (↑4 Outdoors with a clear sky, ↑2 Outdoors on a foggy or muggy day or Indoors); Water ABCCC (↑4 Glacier, Lake, River, Ocean, precipitation, ↑2 Some humidity, anywhere the air isn't too dry); Nimble AACCC, Perception AABCC, Precision AABBB, Stealth AABBB, Tactics AAAAB, Vigilance AABCC, (Appeal AA, Brawn AAA, Empathy AAA, Genius AAA); Darkvision; Languages: Elemental	
Gear: Chilling Voice (Air 3), Essence (Water 3), Alertness (Vigilance 2), Keen Eyes (Perception 2), Slick Scales (Nimble 2), 145gp	

*** Brawn: 3, Dexterity: 4, Genius: 3, Savvy: 5, Appeal: 1, Empathy: 3; Background Sharpshooter; Skill Ranks: Nimble 2, Perception 2, Stealth 2, Vigilance 1, Air 3, Water 3

Stone Elemental

Stone elementals are living beings of granite and soil, stone and earth. When sleeping, they appear to be a part of the terrain. Once awakened, none would mistake them for just a part of the scenery, however.

Storm Elemental

Beings of cloud and lightning, storm elementals are living incarnations of inclement weather.

Sparkcloud	Minion: Grade 1
Large Elemental Humanoid (Air Elemental); 2 x 2 sq.	XPV: 10
Composure Pool: 4 – Defender: taunt 1 foe / turn	SR 4
Physical Mental Social Speed: 7, Fly 6	
Brawn 3,4 Genius 2,0 Appeal 2,0 Saves 5, ACC	
Dexterity 3,3 Savvy 3,2 Empathy 2,0 AP: 0	
Lightning Arc (Air P) Lightning, Primal; Major, ↓X: Roll vs Phy. on a foe in X+1 RIs. Spend 2X crits: X impaired foes are staggered until your next turn.	
Gust of Wind (Air T1) Wind, Atk; Major, ↓2X: Roll vs Phy. on foes in an Area 3X. Choose a direction. Success pushes the targets in that direction. Damage is halved.	
Air ACC (↑3 Outdoors with a clear sky, ↑1 Outdoors on a foggy or muggy day or Indoors); Athletics AA, Durability AA, Intimidate BB, Nimble AA, Perception A, Precision AB, Stealth ABC, Tactics A, Vigilance AAC, (Appeal, Empathy, Genius AA); Fast 1, Wings 3; Fly; Languages: Elemental	
Gear: Cloud Wisps (Air 2), Alert (Vigilance 1), Wind (Stealth 1), 10gp	

*** Brawn: 2, Dexterity: 2, Genius: 2, Savvy: 1, Appeal: 2, Empathy: 2; Background Bandit; Skill Ranks: Stealth 1, Vigilance 2, Air 2

Storm Colossus	Elite: Grade 4
Gigantic Elemental Humanoid (Air); 6 x 6 sq.	XPV: 40
Composure Pool: 9 – Controller: ↓1 1 foe / turn	SR 4
Physical Mental Social Speed: Fly 9, Hover 7	
Brawn 4,0 Genius 3,5 Appeal 3,0 Saves 6, ABCC	
Dexterity 1,1 Savvy 4,5 Empathy 2,0 AP: 1+1	
Air Blast (Air P) Primal, Wind; Major, ↓X: Roll vs Phy. on a foe in an area X+1. Slide impaired foes X.	
Sleet Blast (Air T2) Modifier, Water; Full: Make a Cold, Water, or Wind Major Atk with ↑1. Impaired foes are knocked prone.	
Lightning Cascade (Air T3) Lightning, Atk; Major, ↓X dice: Roll vs Phy. at a target in 3X squares. You may use that roll result vs up to two more foes within 3X squares of it, minus 2 success. You may keep splitting and subtracting if remaining successes still hit, but cannot target the same foe more than once.	
Eye of the Storm (Air T3) Stance; Maneuver, Engage X dice: Free: Roll vs Phy. against each foe in Melee X. Success pushes the target that many squares to a maximum of X, not dmg.	
Air ABCC (↑3 Outdoors with a clear sky, ↑1 Outdoors on a foggy or muggy day or Indoors); Nimble AA, Perception ABCC, Precision AB, Stealth AA, Tactics AAAA, Vigilance AABBB, (Empathy A, Genius ACC, Appeal, Brawn AAA); Fast 1, Wings 3; Fly, Hover; Languages: Elemental	
Gear: Cloud Wisps (Air 2), Clear Air (Perception 2), Good View (Nature 2), Wind Fingers (Craft 2), Keen Memory (Lore 2), 60gp	

*** Brawn: 3, Dexterity: 2, Genius: 2, Savvy: 4, Appeal: 3, Empathy: 3; Background Mystic; Skill Ranks: Craft 1, Lore 1, Nature 2, Perception 3, Vigilance 2, Air 2

Thunderhead	Boss: Grade 6
Colossal Elemental Humanoid (Air); 10 x 10 sq.	XPV: 80
Composure Pool: 13 – Leader: ↑1 (ea adj or 1 ally) / turn	SR 4
Physical Mental Social Speed: Hover 8, Fly 10	
Brawn 5,7 Genius 3,0 Appeal 3,0 Saves 8, ABCCC	
Dexterity 3,4 Savvy 4,7 Empathy 3,0 AP: 2+1	
Lightning Arc (Air P) Lightning, Primal; Major, ↓X: Roll vs Phy. on a foe in X+1 RIs. Spend 2X crits: X impaired foes are staggered until your next turn.	
Charged Bolt (Air T2) Lightning, Atk; Full, ↑2, +1 RIs; Lightning Arc.	
Chain Bolt (Air T4) Modifier; ↓2X dice: Your roll covers a chain 3X.	
Thundercrack (Air T3) Modifier; Free: Spend X Lightning crits: Deal X Sonic dmg to up to X affected foes.	
Wind Sphere (Air T4) Stance; Maneuver, Engage 3X dice: You have Soak X. X cannot be more than your Air ranks (4).	
Air ABCCC (↑4 Outdoors with a clear sky, ↑2 Outdoors on a foggy or muggy day or Indoors); Athletics AAAAA, Durability AAAAA, Intimidate ABBCC, Nimble AA, Perception BCCC, Precision AB, Stealth ACC, Tactics AAAA, Vigilance BBCC, (Appeal AAA, Empathy AAA, Genius AAA); Fast 1, Wings 3; Languages: Elemental	
Gear: Cloud Wisps (Air 3), Clear Air (Perception 3), Darkened Skies (Intimidate 2), Alert (Vigilance 2), Wind Whispers (Stealth 2), 145gp	

*** Brawn: 5, Dexterity: 2, Genius: 3, Savvy: 4, Appeal: 3, Empathy: 3; Background Bandit; Skill Ranks: Intimidate 2, Perception 4, Stealth 1, Vigilance 3, Air 3

Fae

In some cultures, Fae are revered as spirits of nature. In others, Fae are known as obnoxious spirits of trickery and guile. In either case, Fae come in many different guises.

Fairy is the general term for various kinds of tiny Humanoid Fae. We list those here in the Fae category. Many kinds of Fae take the form of intelligent animals such as bears, wolves, and so forth. Use stats for those animals listed elsewhere for those.

Fae are divided into two groups. The seelie are Fae who are generally beneficial to the Common Accord, though they have never joined the Common Accord themselves. The unseelie are cruel creatures who find amusement in harming others. Both have a tendency towards pranksterish behavior, but pranks of the unseelie tend to be deadly.

Brownie

Brownies are very small Humanoids that resemble Humans, though they always have some animal feature such as a mouse tail or fuzzy paws in place of hands.

Brownie Healer			Basic: Grade 2
Fine Supernatural Humanoid Fae; ¼ x ¼ sq.			XPV: 20
Composure Pool: 5 – Leader: †1 (ea adj or 1 ally) / turn			SR 5
Physical	Mental	Social	Speed: 4
Brawn 2,0	Genius 3,5	Appeal 2,0	Saves 5, BCC
Dexterity 3,3	Savvy 3,3	Empathy 2,2	AP: 1
Chilling Blast (Water P) Cold, Crushing, or Slicing, Atk; Major, †X dice: Roll vs Phy. on an adj. line 2X+2.			
Ice Slick (Water T3) Spend 2X Cold or Water Edge: Affected foes are slid X squares or pushed or pulled 3X squares.			
Ice Shield (Water T4) Quick, Engage 3X dice until your next turn: Gain Soak X against an attack that hit you.			
Soothing Renewal (Water T5) Maneuver, Spend 3X Water Edge or X Water crits: You and each ally within 1 RI are healed X wounds.			
Water BCC (†3 Glacier, Lake, River, Ocean, precipitation, †1 Some humidity, anywhere the air isn't too dry); Craft ABB, Customs AA, Lore AAB, Nature AAA, Nimble AAA, Perception ABC, Precision ABB, Shrewd BB, Stealth ABC, Tactics A, Trickery AA, Vigilance A, (Appeal, Brawn AA); Infravision, Claw Weapon, Fast 1; Languages: Common			
Gear: Elemental Essence (Water 2), Cat Eyes (Perception 2), Cat Paws (Stealth 1), Fae History (Lore 1), 25gp			

*** Brawn: 2, Dexterity: 3, Genius: 3, Savvy: 1, Appeal: 2, Empathy: 2; Background Tinker; Skill Ranks: Perception 2, Stealth 2, Water 3

They often live in the walls or attics of Human houses, helping when they are not seen in exchange for small offerings left by the Humans. In the wilderness, they form tribes and hunter-gatherer societies.

Brownies often wear scraps of cloth or skins of small animals that they have made into crude clothing.

Pixie

Pixies resemble slender miniature long-eared Lyven with shimmering gossamer wings, though the more noble kind tend to have a larger form they spend most of their time in. Pixies can be of the seelie or unseelie variety. Pixies are usually what is meant by the term “fairy”.

They are extremely creative and mischievous creatures. They live in deep forests near streams, lakes, and ponds and befriend the creatures that live there.

Pixies wear whimsical clothing with stripes, ribbons, lace, and spots.

In a shower of sparkling light, you become a Lyven. Sort of.

Elfin Form (Pixie. Tier 1) – Stance, Transformation; Maneuver: You polymorph into a Medium-sized version of yourself. Your clothing and items resize with you as long as they remain with you. Your wings remain, but you cannot fly.

Sprite

Sprites are wee folk, smaller than pixies, that resemble tiny Gnomes or goblins with insect wings. Sprites usually go completely naked or wear simple bits of cloth to cover their nakedness. They are sometimes mistaken for large insects.

Sprites are usually aligned to a specific element and the more powerful ones are usually wreathed in that element.

Gargoyle

Gargoyles can be found on the spires of cathedrals and in other bits of architecture or high upon cliffsides.

Ghost

Ghosts are incorporeal and soulless spirits of creatures that have died, but for some reason have not left this world.

Haunt

Haunts are ghosts tied to a particular location. They feed upon the negative emotions that are there (often emotions from the very event that killed them). A haunt no longer cares about the well being of others, only pain and negative emotions.

Haunts use their incorporeal nature to terrify their foes, hoping to destroy the sanity of their targets to gain more negative emotion to feed upon. One way to deal with a haunt is to appeal to its logic, convince it that it no longer needs to stay in this world, but should move on to whatever afterlife awaits it.

A Haunt sometimes has two magical constructs it controls in order to do physical damage to mentally destroyed foes as well.

Poltergeist

A poltergeist is a terrifying spirit that is nearly impossible to defeat physically or socially. It will typically split itself up with Mirror Image, hiding at some distance. This means it can assault foes with little chance of repercussions. It uses False Matter to trap a foe in a small space with itself, then uses Mental Assault to tear down that foe's psyche.

Ghoul

Ghouls are horrible creatures that must feed on living flesh to survive. They look like emaciated dead bodies, mouths agape and shambling in a terrifying semblance of life.

They roam in packs hunting live creatures, but will feed off of their own fallen comrades if need be. Ghouls do not recover wounds normally, but must use their Rend Flesh power to heal themselves when wounded.

You tear flesh from the fallen to patch your wounds.

Rend Flesh (Ghoul. Tier 1) – Healing; Major, You were adjacent to the target your previous turn, the target is staggered, immobilized, defeated, or dead: Roll vs Physical. Half damage goes to the target's wounds, you heal wounds equal to the remainder.

Ghouls deal in wounds directly. If they have not wounds themselves, the healing will instead apply to any composure.



Giant

Giants are really big Humanoids. For the most part, they look like very large Humans except for their knobby joints and faces. Their unnatural size gives them the Edge in most combats.

Giant society is usually civilized much in the same way as the Common Accord, but they do not get along well with the Common Accord. Giants generally consider the smaller species as inferior and do not often even trade with them, since smaller species have a hard time managing to work in the scale that the giants require. Giants consume massive amounts of food.

Cyclops

Cyclops are one-eyed giants with a myopic view on life. As few species can threaten them, their culture has become cruel and selfish.

Cyclops Brute		Elite: Grade 4	
Huge Unnatural Humanoid (Giant); 3 x 3 sq.		XPV: 40	
Composure Pool: 9 – Leader: ↑1 (ea adj or 1 ally) / turn		SR 4	
Physical	Mental	Social	Speed: 8
Brawn 4,5	Genius 4,5	Appeal 2,0	Saves 6, ABCC
Dexterity 3,2	Savvy 2,3	Empathy 3,0	AP: 1+1
Stalwart Smash (<i>Stalwart P</i>) <i>Atk</i> ; Major, Heavy Weapon: Roll vs Phy. on a foe in Melee. +1 dmg on hit.			
Stalwart Swipe (<i>Stalwart T3</i>) <i>Atk</i> ; Maneuver: Roll vs Phy. on a foe in Melee. Deal half dmg and no Crits or Edge.			
Hurl (<i>Stalwart T1</i>) <i>Modifier</i> ; ↓X dice: You can throw a blunt object or weapon up to X RIs for this attack.			
Preparatory Strike (<i>Stalwart T2</i>) <i>Modifier</i> ; ↓X Weapon dice: If the attack hits, upgrade your next attack roll by 2X dice.			
Misleading Swing (<i>Stalwart T4</i>) <i>Modifier</i> ; Free: ↑2 to next Stalwart or Heavy Weapon roll this turn. It deals no dmg.			
Crushing Blow (<i>Stalwart T4</i>) Spend X+5 Phy. Edge: Impaired foes are slowed X+1 and staggered, save ends.			
Stalwart ABCC (<i>Blood / turn: 3, Contract Bonus: ↑3</i>); Craft AAAA, Lore AAAB, Nature AAAA, Nimble AAA, Perception BC, Precision AAA, Stealth ABB, Tactics A, Vigilance B, (Appeal AA, Brawn ABCC, Empathy AAA); Mighty 1, Sturdy 1; Languages: Giant			
Gear : Spiked Club (Stalwart 2), Support Belt (Athletics 2), Rude Hair (Intimidate 2), Tough (Durability 2), Sharp Eye (Perception 2), 60gp			

*** Brawn: 4, Dexterity: 3, Genius: 4, Savvy: 1, Appeal: 2, Empathy: 3; Background Barbarian; Skill Ranks: Athletics 3, Intimidate 1, Perception 2, Stealth 2, Stalwart 3

The Cyclops Brute will Hurl rocks until getting in close, then it uses Stalwart Swipe with Misleading Swing and Preparatory Strike to set up for a huge Smash attack follow-up. If it manages to get in a good hit, Crushing Blow can keep targets from getting away before the Brute has a chance to crush them to bits.

Mountain Giant

Mountain Giants tend to live in mountains and other rough terrain where their massive size is an asset to them.

Giant Lackey		Elite: Grade 4	
Huge Unnatural Humanoid (Giant); 3 x 3 sq.		XPV: 40	
Composure Pool: 13 – Defender: taunt 1 foe / turn		SR 4	
Physical	Mental	Social	Speed: 8
Brawn 4,5	Genius 3,4	Appeal 2,1	Saves 6, ABCC
Dexterity 3,0	Savvy 4,5	Empathy 3,0	AP: 1+1
Stalwart Smash (<i>Stalwart P</i>) <i>Atk</i> ; Major, Heavy Weapon: Roll vs Phy. on a foe in Melee. +1 dmg on hit.			
Fling (<i>Stalwart T4</i>) <i>Atk</i> ; Maneuver: Roll vs Phy. on a foe in Melee. Success pushes instead of dealing dmg.			
Hurl (<i>Stalwart T1</i>) <i>Modifier</i> ; ↓X dice: You can throw a blunt object or weapon up to X RIs for this attack.			
Charge Attack (<i>Stalwart T3</i>) <i>Modifier</i> ; ↓2X Weapon dice: Move 2X before the attack. +X to dmg if you moved			
Furious Arc (<i>Stalwart T3</i>) <i>Modifier</i> ; ↓1 Stalwart or Two-handed dice: The attack targets an Area 2 or Line 3.			
Clear The Field (<i>Stalwart T2</i>) Spend 3 Heavy Weapon or Two-Handed Edge. Impaired foes are knocked prone.			
Stalwart ABCC (<i>Stunt Bonus: +AAA</i>); Athletics AAAA, Charm A, Craft ACC, Durability ABCC, Entertain A, Intimidate ABCC, Leadership AB, Lore AA, Nature AB, Perception AAAA, Tactics ABCC, Vigilance AAAA, (Dexterity, Empathy AAA); Mighty 1, Sturdy 1; Languages: Giant			
Gear : Claymore (2pts) 2H Heavy Blade Stalwart ↑2 (Stalwart 2), Thick Skin (Durability 2), Good Plans (Tactics 2), Mean Mien (Intimidate 2), Whittlin' Knife (Craft 2), 60gp			

*** Brawn: 4, Dexterity: 3, Genius: 2, Savvy: 4, Appeal: 1, Empathy: 3; Background Guard; Skill Ranks: Craft 2, Durability 1, Intimidate 2, Tactics 3, Stalwart 3

The Giant Lackey likes to focus on one foe at a time. They will Charge Attack a vulnerable foe, then use Fling with Clear the Field to knock other foes away, and Furious Arc if they get surrounded. With only a single foe to focus on, they can use Fling followed by a Stalwart Smash with Charge Attack to get foes into disadvantageous positions. They like to Taunt foes after Flinging them.

Giant Warrior		Boss: Grade 6	
Huge Unnatural Humanoid (Giant); 3 x 3 sq.		XPV: 80	
Composure Pool: 19 – Defender: taunt 1 foe / turn		SR 4	
Physical	Mental	Social	Speed: 8
Brawn 5,7	Genius 4,5	Appeal 3,2	Saves 8, ABCCC
Dexterity 3,0	Savvy 4,5	Empathy 3,0	AP: 2+1
Stalwart Smash (<i>Stalwart P</i>) <i>Atk</i> ; Major, Heavy Weapon: Roll vs Phy. on a foe in Melee. +1 dmg on hit.			
Fling (<i>Stalwart T4</i>) <i>Atk</i> ; Maneuver: Roll vs Phy. on a foe in Melee. Success pushes instead of dealing dmg.			
Hurl (<i>Stalwart T1</i>) <i>Modifier</i> ; ↓X dice: You can throw a blunt object or weapon up to X RIs for this attack.			
Charge Attack (<i>Stalwart T3</i>) <i>Modifier</i> ; ↓2X Weapon dice: Move 2X before the attack. +X to dmg if you moved			
Furious Arc (<i>Stalwart T3</i>) <i>Modifier</i> ; ↓1 Stalwart or Two-handed dice: The attack targets an Area 2 or Line 3.			
Clear The Field (<i>Stalwart T2</i>) Spend 3 Heavy Weapon or Two-Handed Edge. Impaired foes are knocked prone.			
Skullcrack (<i>Stalwart T3</i>) Success, Spend 4 Phy. Edge: Targets are staggered, save ends.			
Stalwart ABCCC (<i>Stunt Bonus: +AAAA</i>); Athletics AAAAA, Charm AAA, Craft ACC, Durability AABCC, Entertain AAA, Intimidate ABCCC, Leadership ABB, Lore AA, Nature AB, Perception AAAA, Tactics ABCC, Vigilance AAAA, (Dexterity, Empathy AAA); Mighty 1, Sturdy 1; Languages: Giant			

Gear: Giantkin Claymore (3pts) 2H Heavy Blade Stalwart ↑2 +1E (Stalwart 3), Mean Mien (Intimidate 3), Thick Skin (Durability 2), Good Plans (Tactics 2), Whittlin' Knife (Craft 2)

*** Brawn: 5, Dexterity: 3, Genius: 2, Savvy: 4, Appeal: 3, Empathy: 3; Background Guard; Skill Ranks: Craft 2, Durability 1, Intimidate 3, Tactics 3, Stalwart 4

Goblin

Goblins are wily creatures that live in massive colonies in caves, though they often will take over an edifice created by other creatures or build a crude fort.

Goblins multiply at an alarming rate. Their numbers often lead them to require raids on other Humanoid settlements to keep the population fed.

Goblins range in size wildly, but are typically small or medium-sized. They have greenish mottled skin and pointed ears. They usually have large claws on their hands and feet, and often amuse themselves at the expense of others.

About 95% of the goblin language is gruff and grumbling. However, there is a word that is used in many contexts and meanings that sounds precisely like “Clarence” in a refined Highborn Lyven accent.



Goblin Fodder		Fodder: Grade 0	
Small Natural Humanoid (Goblin)		XPV: 5	
Composure Pool: 1 – Striker: +1 damage on a hit / turn		SR 4	
Physical	Mental	Social	Speed: 6
Brawn 1,0	Genius 1,1	Appeal 1,0	Saves 3, BC
Dexterity 2,3	Savvy 2,2	Empathy 1,1	AP: 0
Swift Slash (Swift P) Slicing or Piercing, <i>Atk</i> ; Major, Weapon: Roll vs Phy. in an adj. line 2.			
Pointed Greeting (Swift T1) <i>Modifier</i> ; You moved more than 1 square in your previous action: ↑2 Weapon dice.			
Swift BC Craft A, Customs A, Lore B, Nature B, Nimble AA, Perception BB, Precision AB, Shrewd A, Stealth BC, Tactics AA, Trickery B, Vigilance AA, (Appeal A, Brawn A); Darkvision; Languages: Goblin			
Gear : Shortsword (2pts) 1H Heavy Blade ↑1 Swift (Swift 1), Soft Shoes (Stealth 1), Keen Eye (Perception), 2gp			

*** Brawn: 1, Dexterity: 2, Genius: 1, Savvy: 2, Appeal: 1, Empathy: 1; Background Hunter; Skill Ranks: Stealth 1, Swift 2

Goblin Archer
Small Natural Humanoid (Goblin)
 Composure Pool: 5 – Striker: +1 damage on a hit / turn SR 4
 Physical Mental Social Speed: 6
 Brawn 2,0 Genius 3,4 Appeal 1,0 Saves 5, BCC
 Dexterity 3,5 Savvy 3,3 Empathy 2,3 AP: 1

Basic: Grade 2
XPV: 20

Hunter Shot (*Hunter P*) *Atk*; Major, Ranged Weapon, ↓X dice: Roll vs Phy. on a foe in X+2 RIs.

Hunter Strike – (*Hunter P*) *Atk*; Major, Melee Weapon: Move 1 square. Roll vs Phy. on a foe in Melee.


Take Aim (*Hunter T5*) *Atk*; Full, Choose a target: Until your next turn ends, you gain ↑3 against the foe with your next attack.

Pin Down (*Hunter T4*) Spend X Ranged Weapon crits: X targets struck are immobilized, save ends.

Point Blank Form (*Hunter T3*) *Stance, Agile*; Maneuver: ↑1 Ranged dice vs foes within 1 RI.

Hunter BCC (*Stunt Bonus: +AAA*); Craft AA, Customs BC, Lore AB, Nature ACC, Nimble AAA, Perception ABC, Precision AAB, Shrewd AA, Stealth AAB, Tactics AAA, Trickery AB, Vigilance AAA, (Appeal A, Brawn AA); Darkvision; Languages: Goblin

Gear: Long Bow (3pt) 2H Heavy Bow Ranged w/ ammo Reload as a Free **+2 damage** (Hunter 2), Collection of Herbs (Nature 2), Well Traveled (Customs 1), Keen Eye (Perception 1), Longsword (2pts) 1H Heavy Blade ↑1 Hunter, 9gp



Goblin Trueblade Assassin
Small Natural Humanoid (Goblin)
 Composure Pool: 9 – Striker: +1 damage on a hit / turn SR 4
 Physical Mental Social Speed: 6
 Brawn 3,0 Genius 1,1 Appeal 4,0 Saves 6, ABCC
 Dexterity 4,5 Savvy 3,2 Empathy 2,4 AP: 1+1

Elite: Grade 4
XPV: 40

Duelist Strike (*Swift P*) *Atk*; Major, ↓2X dice: Shift X+1 squares. Roll vs Phy. on a foe in Melee.

Pointed Greeting (*Swift T1*) *Modifier*; You moved more than 1 square in your previous action: ↑2 Martial dice.

Crippling Strike (*Swift T2*) Spend 2X Weapon crits: X Impaired foes are (*choose one*) staggered or immobilized, save ends.

Assassinate (*Hunter T3*) *Modifier*; ↓2X dice, Leverage: On a hit, roll and add X additional B dice to the result.

First Strike (*Swift T4*) *Perk*: At the start of an encounter, you have leverage on any foes that have not yet acted in that encounter.

Slash Opener (*Swift T5*) *Stance, Agile*; Maneuver: Whenever you attack a foe you hit with Swift the previous round or action, ↑3.

Swift ABCC (*Stunt Bonus: +AAA*); Craft A, Customs AA, Lore B, Nature B, Perception ABB, Shrewd AA, Tactics AAA, Trickery CC, Vigilance AAA, (Appeal AAAA, Brawn AAA, Dexterity ABCC); Darkvision; Languages: Goblin

Gear: Long Bow (3pt) 2H Heavy Bow Ranged w/ ammo Reload as a Free **+2 damage** (Swift 2), Light Clothes (Nimble 2), Gloves (Precision 2), Soft Shoes (Stealth 2), Quick Wit (Trickery 2), Dagger (3pts) 1H Light Blade **Piercing 3**, 60gp

Goblin Hunter
Small Natural Humanoid (Goblin)
 Composure Pool: 3 – Striker: +1 damage on a hit / turn SR 4
 Physical Mental Social Speed: 6
 Brawn 2,0 Genius 1,1 Appeal 2,0 Saves 4, CC
 Dexterity 2,4 Savvy 2,2 Empathy 2,1 AP: 0

Minion: Grade 1
XPV: 10

Swift Slash (*Swift P*) *Slicing or Piercing, Atk*; Major, Weapon: Roll vs Phy. in an adj. line 2.

Pointed Greeting (*Swift T1*) *Modifier*; You moved more than 1 square in your previous action: ↑2 Martial dice.

Crippling Strike (*Swift T2*) Spend 2X Weapon crits: X Impaired foes are (*choose one*) staggered or immobilized, save ends.

Swift CC Craft A, Customs AA, Lore B, Nature B, Nimble BC, Perception BB, Precision AB, Shrewd AA, Stealth BC, Tactics AA, Trickery AB, Vigilance AA, (Appeal, Brawn AA); Darkvision; Languages: Goblin

Gear: Curved Blade (2pts) 1H Light Blade ↑1 **Swift** (Swift 2), Light Clothes (Nimble 1), Soft Shoes (Stealth 1), 10gp

Goblin Scrapper
Small Natural Humanoid (Goblin)
 Composure Pool: 5 – Controller: ↓1 1 foe / turn SR 4
 Physical Mental Social Speed: 6
 Brawn 2,0 Genius 2,1 Appeal 1,0 Saves 6, BCC
 Dexterity 3,5 Savvy 3,3 Empathy 2,1 AP: 1

Basic: Grade 2
XPV: 20

Hunter Shot (*Hunter P*) *Atk*; Major, Ranged Weapon, ↓X dice: Roll vs Phy. on a foe in X+2 RIs.

Hunter Strike – (*Hunter P*) *Atk*; Major, Melee Weapon: Move 1 square. Roll vs Phy. on a foe in Melee.


Accurate Strike (*Hunter T2*) *Modifier*; ↑3: Damage and Edge from this attack is halved.

Revealing Strike (*Hunter T3*) *Modifier*; ↓2X dice: Affected targets have an X penalty to defenses, save ends.

Mobile Form (*Hunter T4*) *Stance, Agile*; Maneuver: Movement; You hit a foe with a Weapon: Shift one square.

Hunter BCC (*Stunt Bonus: +AAA*); Craft AA, Customs AA, Lore AB, Nature AB, Nimble AAA, Perception ABC, Precision BCC, Shrewd AA, Stealth BBC, Tactics AAA, Trickery AB, Vigilance AAA, (Appeal A, Brawn AA); Darkvision; Languages: Goblin

Gear: Sling (3pts) 1H Light Sling Reload Free Preloaded **+1 damage** (Hunter 2), Gloves (Precision 2), Shoes (Stealth 1), Keen (Perception 1), Dagger (3pts) 1H Light Blade **Piercing 3**, 25gp



Griffin

Griffins are hybrid creatures with the heads of eagles, the bodies of lions and wings of eagles. They are fierce predators, though generally avoid rural settlements. Griffins are highly intelligent beings, though their culture is often primitive.

The griffins are not fond of the Common Accord. Their somewhat more primitive culture makes them wary, and they are a very proud species.

Hobgoblin

Hobgoblins are warriors, a strong species built on survival of the fittest. They are a highly military culture.

The Common Accord exclude them because of their more violent natures. The hobgoblins have never forgotten this, and will often make alliances or enslave other species such as goblins or orcs in order to build a stronger nation that can stand against



the Common Accord. This defensive posturing of course does not make the Common Accord feel any better about the situation.

Human

Humans are resourceful and clever. All Humans have an extra action point, even fodder and minions. Be sure to use it.

Dark Priest	Elite: Grade 4
Medium Natural Humanoid Human	XPV: 40
Composure Pool: 9 – Controller: ↓1 1 foe / turn	SR 5
Physical Mental Social	Speed: 6 Ground
Brawn 4,0 Genius 2,1 Appeal 4,5	Saves 7, ABCC
Dexterity 3,4 Savvy 3,0 Empathy 3,3	AP: 2+1
Decay (<i>Death P</i>) <i>Necrotic, Atk</i> ; Major, Take X Phy. wounds: Roll vs Phy. on a foe in Melee. +2X dmg on hit. Max of Death.	
Parasite Strike (<i>Death T2</i>) <i>Necrotic, Atk</i> ; Major: Roll vs Phy. on a foe in Melee. On Success, heal X composure (<i>X is wounds you dealt</i>).	
Shadow Teleport (<i>Death T4</i>) Maneuver: Teleport to a square adj. to a foe you hit with a Death attack your previous action.	
Mind Fog (<i>Death T4</i>) Spend 3 Death Edge: Impaired targets are dazed and weakened, save ends.	
Billowing Shroud (<i>Death T2</i>) Maneuver, Engage X dice: You and allies within Melee X have a +1 bonus to defenses.	
Stirring Dead (<i>Death T3</i>) Perk: ↑1 on up to 3 targets adj. to undead or dead bodies within 3 size categories of you.	
Death ABCC (<i>Max Favor: ↑6, Max Retribution: 3C</i>); Charm AAAA, Craft AA, Customs ABC, Entertain AAAA, Leadership ABCC, Lore AB, Nature AA, Nimble AAA, Precision AAA, Shrewd A, Stealth ACC, Trickery BC, (Brawn AAAA, Savvy AAA); Languages: Common	
Gear : Sacred Amulet (Death 2), Neat Uniform (Leadership 2), Travel Book (Customs 2), Soft Shoes (Stealth 2), Bag of Tricks (Trickery 2)	

Guard, Blade	Basic: Grade 2
Medium Natural Humanoid Human	XPV: 20
Composure Pool: 7 – Defender: taunt 1 foe / turn	SR 5
Physical Mental Social	Speed: 6 Ground
Brawn 3,5 Genius 1,0 Appeal 2,3	Saves 5, BCC
Dexterity 2,0 Savvy 3,3 Empathy 3,5	AP: 2
Stalwart Surge (<i>Stalwart P</i>) <i>Atk</i> ; Major, Heavy Weapon: Move 2, Roll vs Phy. on a foe in Melee.	
Clear The Field (<i>Stalwart T2</i>) Spend 3 Heavy Weapon or 2H Edge. Affected targets are knocked prone.	
Curb Foe (<i>Stalwart T2</i>) Spend 3 Phy. Edge. Slide foes struck up to 2 squares to a square adj. to you.	
Fury (<i>Stalwart T1</i>) <i>Stance, Agile</i> ; Maneuver: Enemies within Melee X have a -1 penalty to defenses. X is your ranks in Stalwart.	
Stalwart BCC (<i>Max Favor: ↑6, Max Retribution: 3C</i>); Charm AA, Customs BCC, Entertain AA, Leadership BC, Perception AA, Shrewd AAA, Tactics ABC, Trickery AAA, Vigilance BB, (Brawn AAA, Dexterity AA, Genius A); Normal vision, Prepared; Languages: Common	
Gear : Broadsword (Opts) 1H Heavy Blade (Stalwart 2), Travel Book (Customs 2), Guidebook (Tactics 1), Uniform (Leadership 1), 25gp	

*** Brawn: 3, Dexterity: 2, Genius: 1, Savvy: 2, Appeal: 2, Empathy: 3; Background Officer; Skill Ranks: Customs 2, Leadership 1, Tactics 2, Stalwart 3

Guard, Archer	Basic: Grade 2
Medium Natural Humanoid Human	XPV: 20
Composure Pool: 5 – Striker: +1 damage on a hit / turn	SR 5
Physical Mental Social	Speed: 6 Ground
Brawn 2,0 Genius 2,0 Appeal 1,0	Saves 5, ACC
Dexterity 3,5 Savvy 2,0 Empathy 3,3	AP: 2
Hunter Shot (<i>Hunter P</i>) <i>Atk</i> ; Major, Ranged Weapon, ↓X dice: Roll vs Phy. on a foe in X+2 RIs.	
Hunter Strike (<i>Hunter P</i>) <i>Atk</i> ; Major, Melee Weapon: Move 1 square. Roll vs Phy. on a foe in Melee.	
Pin Down (<i>Hunter T4</i>) Spend X Ranged Weapon crits: X targets struck are immobilized, save ends.	
Point Blank Form (<i>Hunter T3</i>) <i>Stance, Agile</i> ; Maneuver: ↑1 Ranged dice vs foes within 1 RI.	
Shoot Down (<i>Hunter T4</i>) Modifier; ↓X dice: Affected foes by this attack who moved at least 1 RI away from you since your last turn take X additional dmg.	
Hunter BCC (<i>Stunt Bonus: +AAA</i>); Customs ABC, Nimble AAB, Precision ACC, Shrewd AAA, Stealth ABC, Trickery ABB, (Appeal A, Brawn, Genius, Savvy AA); Normal vision, Languages: Common	
Gear : Longbow (2pt) 2H Heavy Bow Ranged Reload Free +3E (Hunter 2), Gloves (Precision 2), Shoes (Stealth 1), Guide Book (Customs 1), Longsword (2pts) 1H Light Blade ↑1 Hunter , 9gp	

*** Brawn: 2, Dexterity: 3, Genius: 2, Savvy: 2, Appeal: 1, Empathy: 3; Background Spy; Skill Ranks: Precision 2, Stealth 2, Hunter 3

Guard, Captain	Elite: Grade 4
Medium Natural Humanoid Human	XPV: 40
Composure Pool: 9 – Leader: ↑1 (ea adj or 1 ally) / turn	SR 5
Physical 1 Soak** Mental Social	Speed: 6 Ground
Brawn 4,5 Genius 3,0 Appeal 3,3	Saves 6, ABCC
Dexterity 2,0 Savvy 3,4 Empathy 4,5	AP: 2+1
Shield Strike (<i>Vanguard P</i>) <i>Atk</i> ; Major, Weapon: An ally adj. to you gains +1(+2*) to def. for one turn. Roll vs Phy. on a foe in Melee.	
Toppling Strike (<i>Vanguard T1</i>) Spend 5 Phy. Edge: Affected targets are knocked prone and pushed Vanguard squares.	
Outflank (<i>Vanguard T1</i>) Free, an adj. foe was slid, pushed or pulled: Shift 1 square.	
Storm of Strikes (<i>Vanguard T5</i>) <i>Atk</i> ; Full, Weapon, ↓X Vanguard dice: Roll vs Phy. on a foe in Melee, making X+1 attacks. Each attack deals half dmg. If five or more attacks hit, the target is staggered, save ends.	
Synchronized Assault (<i>Vanguard T4</i>) Full, Spend 1 Action Point: Choose one or two allies your grade or lower in 3 RIs. They may each make an immediate Major action. If you choose one, they also make a Maneuver.	
*Shielding Presence (<i>Vanguard T3</i>) <i>Stance, Stable</i> ; Maneuver, Allies adj. to you gain +1 to defenses. Your defense buff with Shield Strike increases to 2.	
Vanguard ABCC (<i>Stunt Bonus: +AAA</i>); Charm A, Customs AACC, Entertain A, Leadership ABC, Perception AA, Shrewd ABCC, Tactics ACC, Trickery AAAA, Vigilance BB, (Brawn AAAA, Dexterity AA, Genius AAA); Normal vision, Prepared; Languages: Common	
**Gear : Fancy Longsword (3pts) 1H Heavy Blade 1 Soak (Vanguard 2), Moodstone (Shrewd 2), Neat Uniform (Leadership 2), The Art of War (Tactics 2), Travel Book (Customs 2), 60gp	

*** Brawn: 4, Dexterity: 2, Genius: 3, Savvy: 2, Appeal: 1, Empathy: 4; Background Officer; Skill Ranks: Customs 1, Leadership 2, Shrewd 3, Tactics 2, Vanguard 3

Guard, Crossbow	Minion: Grade 1
Medium Natural Humanoid Human	XPV: 10
Composure Pool: 3 – Striker: +1 damage on a hit / turn	SR 5
Physical Mental Social Speed: 6 Ground	
Brawn 2,0 Genius 1,0 Appeal 2,1 Saves 4, CC	
Dexterity 2,4 Savvy 2,3 Empathy 2,3 AP: 1	
Hunter Shot (<i>Hunter P</i>) <i>Atk</i> ; Major, Ranged Weapon, ↓X dice: Roll vs Phy. on a foe in X+2 RIs.	
Hunter Strike (<i>Hunter P</i>) <i>Atk</i> ; Major, Melee Weapon: Move 1 square. Roll vs Phy. on a foe in Melee.	
Rapid Shot (<i>Hunter T2</i>) <i>Modifier</i> ; ↓2X dice: The attack targets X+1 foes within range.	
Long Range Form (<i>Hunter T3</i>) <i>Stance, Stable</i> ; Maneuver: ↑1 dice vs foes at 2 RIs and further. You are slowed 3.	
Hunter CC Charm AA, Customs BC, Entertain AA, Leadership AB, Perception BC, Shrewd AA, Tactics BB, Trickery AA, Vigilance BB, (Brawn, Dexterity AA, Genius A); Normal vision, Prepared; Languages: Common	
Gear: Heavy Crossbow (2pts) 2H Heavy Crossbow Ranged w/ ammo Reload Maneuver +1 Damage Puncture 3 (Hunter 2), Keen Eye (Perception 1), Guide Book (Customs 1), Dagger (1pt) 1H Light Blade +1 Edge (Hunter 1), 8gp	

*** Brawn: 2, Dexterity: 2, Genius: 1, Savvy: 2, Appeal: 2, Empathy: 2; Background Officer; Skill Ranks: Customs 1, Perception 2, Hunter 2

The archer uses Long Range Form from at least 5 squares away if possible. If in Melee, they will use Hunter Strike with their dagger and shift away, using Hunter Shot as while moving back to safety.

Guard, Sword and Board	Basic: Grade 2
Medium Natural Humanoid Human	XPV: 20
Composure Pool: 5 – Defender: taunt 1 foe / turn	SR 5
Physical Mental Social Speed: 5	
Brawn 3,5 Genius 2,0 Appeal 1,0 Saves 5, ACC	
Dexterity 2,0 Savvy 3,5 Empathy 2,0 AP: 2	
Inspiring Strike (<i>Vanguard P</i>) <i>Atk</i> ; Major, Weapon, ↓X dice: Roll vs Phy. on a foe in Melee. Allies get ↑X+1 on affected foes for one turn.	
Storm of Strikes (<i>Vanguard T5</i>) <i>Atk</i> ; Full, Weapon, ↓X Vanguard dice: Roll vs Phy. on a foe in Melee, making X+1 attacks. This deals half dmg. If five attacks hit, the target is staggered, save ends.	
Defender of the Weary (<i>Vanguard T4</i>) <i>Perk</i> : Adjacent allies that are wounded gain a +1 bonus to all defenses.	
Command Form (<i>Vanguard T3</i>) <i>Stance, Stable</i> ; Maneuver: <i>Movement</i> ; Free, You hit an adj. foe: an ally adj. to you or that foe may shift one square.	
Vanguard BCC (<i>Stunt Bonus: +AAA</i>); Athletics ABC, Durability AAA, Intimidate AAA, Perception ABC, Tactics AAB, Vigilance BCC, (Appeal A, Dexterity, Empathy, Genius AA); Normal vision, Languages: Common	
Gear: Longsword (2pts) 1H Heavy Blade +2E (Vanguard 2), Shield (2pts) 1H Heavy Shield ↑1 Vanguard (Vanguard 2), Bag (Vigilance 2), Keen Eye (Perception 1), Support Belt (Athletics 1), 9gp	

*** Brawn: 3, Dexterity: 2, Genius: 2, Savvy: 3, Appeal: 1, Empathy: 2; Background Soldier; Skill Ranks: Perception 2, Tactics 1, Vigilance 2, Vanguard 3

The Sword and Board Guard can spend an Action Point after a maneuver to use Storm of Strikes, gaining their Stunt Bonus to each attack. If they don't need to move into position, they can instead use an action point for Heroic Effort and get three upgrades with the attack as well. As they are Human, they can do this twice.

Ruffian	Basic: Grade 2
Medium Natural Humanoid Human	XPV: 20
Composure Pool: 7 – Striker: +1 damage on a hit / turn	SR 5
Physical Mental Social Speed: 6	
Brawn 2,2 Genius 2,0 Appeal 2,0 Saves 5, BCC	
Dexterity 3,5 Savvy 3,5 Empathy 1,0 AP: 2	
Hunter Shot (<i>Hunter P</i>) <i>Atk</i> ; Major, Ranged Weapon, ↓X dice: Roll vs Phy. on a foe in X+2 RIs.	
Hunter Strike (<i>Hunter P</i>) <i>Atk</i> ; Major, Melee Weapon: Move 1 square. Roll vs Phy. on a foe in Melee.	
Bully (<i>Intimidate T1</i>) <i>Fear, Quip</i> ; Major, Vocal, ↓2X dice: Roll vs Men. on a foe in X RIs. Success: the target tries to comply, save ends.	
Hunter's Fang (<i>Hunter T1</i>) Spend 3 Weapon Edge: Affected foes have ongoing dmg 1, save ends.	
Point Blank Form (<i>Hunter T3</i>) <i>Stance, Agile</i> ; Maneuver: ↑1 Ranged dice vs foes within 1 RI.	
Hunter BCC (<i>Stunt Bonus: +AAA</i>); Athletics AA, Durability AA, Intimidate BB, Nimble AAA, Perception ABC, Precision AAA, Stealth BBC, Tactics AAA, Vigilance BCC, (Appeal, Genius AA, Empathy A); Normal vision, Prepared; Languages: Common	
Gear: Dagger (2pts) 1H Light Blade Piercing 2 (Hunter 2), Long Bow (2pt) 2H Heavy Bow Ranged w/ ammo Reload as a Free +1 damage Puncture 1 (Hunter 2), Handy Bag (Vigilance 2), Soft Shoes (Stealth 1), Monocle (Perception 1), 9gp	

*** Brawn: 2, Dexterity: 3, Genius: 2, Savvy: 3, Appeal: 2, Empathy: 1; Background Bandit; Skill Ranks: Perception 2, Stealth 1, Vigilance 2, Hunter 3

Ruffian Leader	Elite: Grade 4
Medium Natural Humanoid Human	XPV: 40
Composure Pool: 13 – Defender: taunt 1 foe / turn	SR 5
Physical Mental Social Speed: 6	
Brawn 3,4 Genius 4,5 Appeal 3,0 Saves 6, ABCC	
Dexterity 4,5 Savvy 3,5 Empathy 1,0 AP: 2+1	
Air Blast (<i>Air P</i>) <i>Primal, Wind</i> ; Major, ↓X: Roll vs Phy. on a foe in an area X+1. Slide impaired foes X.	
Lightning Arc (<i>Air P</i>) <i>Lightning, Primal</i> ; Major, ↓X: Roll vs Phy. on a foe in X+1 RIs. Spend 2X crits: X impaired foes are staggered until your next turn.	
Fling (<i>Stalwart T4</i>) <i>Atk</i> ; Maneuver: Roll vs Phy. on a foe in Melee. Success pushes instead of dealing dmg.	
Air's Reach (<i>Air T5</i>) <i>Modifier</i> ; Free: Your next ranged attack gains X additional squares of range. X is your ranks in Air.	
Aerial Jaunt (<i>Air T3</i>) <i>Movement</i> ; Maneuver, Engage X dice UYNTE: Make a flying move of up to X squares. Max of Air plus the number of squares you flew in your previous turn.	
Zephyr Flight (<i>Air T5</i>) <i>Movement</i> ; Maneuver, You flew 2 or more squares your previous action or turn, Engage X dice: make a flying move of up to 3X squares or a flying shift of up to 3 squares.	
Air ABCC (<i>↑3 Outdoors with a clear sky, ↑1 Outdoors on a foggy or muggy day or Indoors</i>); Athletics BB, Durability AA, Intimidate ACC, Nimble AAAA, Perception BCC, Precision AAAA, Stealth ABCC, Tactics AAA, Vigilance BCC, (Appeal AAA, Empathy A, Genius AAAA); Normal vision, Prepared; Languages: Common	
Gear: Airstaff (Air 2), Keen Aim (Perception 2), Handy Bag (Vigilance 2), Impressive Hair (Intimidate 2), Soft Shoes (Stealth 2), 60gp	

*** Brawn: 2, Dexterity: 4, Genius: 4, Savvy: 3, Appeal: 3, Empathy: 1; Background Bandit; Skill Ranks: Athletics 2, Intimidate 1, Perception 3, Stealth 1, Vigilance 2, Air 3

Hydra

Hydras are magical reptiles with several heads on long necks. Often mistaken for dragons, hydra are landbound and can't fly.

Flame Hydra

Flame hydras are particularly nasty, capable of spitting flames in a variety of configurations. The flames are a burning sticky substance that sometimes clings to their targets, burning them to a crisp over time. The flame hydra loves to eat burnt meat.

Infernal

The infernal realm is home to many creatures. Demons, devils and imps are the most numerous remaining native inhabitants.

Demon

Demons are the leaders in infernal society. They are merciless tormentors, preferring to inflict pain and kill foes when possible.

Fireflail Demon		Elite: Grade 4	
Large Magical Humanoid (Infernal); 2 x 2 sq.		XPV: 40	
Composure Pool: 9 – Controller: ↓1 1 foe / turn		SR 4	
Physical	Mental	Social	Speed: 7, Fly 6
Brawn 4,5	Genius 2,1	Appeal 3,0	Saves 7, AACC
Dexterity 3,0	Savvy 4,5	Empathy 1,1	AP: 1+1
Blazing Strike (Fire P) <i>Atk</i> ; Major, Weapon, ↓2X dice: Shift X+1 squares. Roll vs Phy. on a foe in Melee.			
Stalwart Surge (Stalwart P) <i>Atk</i> ; Major, Heavy Weapon: Move 2, Roll vs Phy. on a foe in Melee.			
Whirling Slash (Stalwart T1) <i>Modifier</i> ; ↓2 Weapon dice. Your roll targets all foes in Melee.			
Demon Surge (Fire T3) <i>Movement</i> ; Full: Shift 2. Roll vs Phy. on each foe adj. to you before and after the shift.			
Furnace Blast (Fire T4) <i>Maneuver</i> , You hit a target with Fire: Roll vs Phy. in an area 3 adj. to the target. Deal half dmg on a hit.			
Conflagration (Fire T5) <i>Perk</i> : Affected foes suffer ongoing dmg X, where X is the number of Fire crits you rolled.			
Fire ABCC, Stalwart ABCC (Stunt Bonus: +AAA); Athletics AACC, Craft AA, Customs A, Durability AAB, Intimidate AAAB, Lore AB, Nature AA, Perception AACC, Shrewd A, Tactics AAAA, Trickery B, Vigilance ABCC, (Appeal, Dexterity AAA); Darkvision, Resist Fire 1, Wings 1; Fly; Languages: Demonic			
Gear : Fire Chain (2pts) 1H Heavy Hammer Reach 2 Slow 1 (Fire 2), Blade Shield (2pts) 1H Heavy Blade ↑1 Stalwart , (Stalwart 2), Alert (Vigilance 2), Muscle (Athletics 2), Keen (Perception 2), 60gp			

*** Brawn: 4, Dexterity: 3, Genius: 2, Savvy: 4, Appeal: 3, Empathy: 1; Background: Barbarian; Skill Ranks: Athletics 2, Perception 1, Vigilance 2, Fire 3, Stalwart 3

With a flaming chain in one hand, and a blade shield in the other, the Fireflail Demon can attack at either Melee 1 or 2. Make sure to use Blazing Strike with Whirling Slash where possible. The shift from Blazing Strike makes it easy to get into position to hit multiple foes.

Scourge Demon		Basic: Grade 2	
Large Magical Humanoid (Infernal); 2 x 2 sq.		XPV: 20	
Composure Pool: 7 – Defender: taunt 1 foe / turn		SR 4	
Physical	Mental	Social	Speed: 7, Fly 6
Brawn 3,5	Genius 2,1	Appeal 2,0	Saves 5, ACC
Dexterity 2,0	Savvy 3,5	Empathy 1,1	AP: 1
Stalwart Smash (Stalwart P) <i>Atk</i> ; Major, Heavy Weapon: Roll vs Phy. on a foe in Melee. +1 dmg on hit.			
Clear The Field (Stalwart T2) Spend 3 Heavy Weapon or Two-Handed Edge. Impaired foes are knocked prone.			
Strong Style (Stalwart T3) <i>Stance, Stable</i> ; Maneuver, ↓your Phy. defenses by X while you are in this stance: ↑X to Melee Weapon dice. X cannot be greater than 2.			
Stalwart BCC (Blood / turn: 3, Contract Bonus: ↑3); Athletics ABC, Craft AA, Customs A, Durability ABC, Intimidate AAB, Lore AB, Nature AA, Perception AAB, Shrewd A, Tactics AAA, Trickery B, Vigilance BCC, (Appeal, Dexterity AA); Darkvision, Resist Fire 1, Wings 1; Fly; Languages: Demonic			
Gear : Mighty Flail (0pts) 2H Heavy Flail Puncture 1 (Stalwart 2), Bag (Vigilance 2), Muscle (Athletics 1), Scales (Durability 1), 25gp			

*** Brawn: 3, Dexterity: 2, Genius: 2, Savvy: 3, Appeal: 2, Empathy: 1; Background: Barbarian; Skill Ranks: Athletics 2, Vigilance 2, Stalwart 3

The Scourge Demon flanks foes, and once they have leverage, starts Strong Style with an X of 2, supercharging their Stalwart Smash.

Devil

Devils are twisted horned creatures covered in serrated scales. They are the management of infernal society. They use dark entropic magic to disable and drain energy from their foes.

Soulgorge Devil		Basic: Grade 2	
Small Magical Humanoid (Infernal)		XPV: 20	
Composure Pool: 5 – Striker: +1 damage on a hit / turn		SR 4	
Physical	Mental	Social	Speed: 5 to 6
Brawn 2,0	Genius 2,0	Appeal 3,1	Saves 5, BCC
Dexterity 3,5	Savvy 2,0	Empathy 3,2	AP: 1
Parasite Strike (Death P) <i>Necrotic, Atk</i> ; Major: Roll vs Phy. on a foe in Melee. On Success, heal X composure where X is the number of wounds you dealt.			
Sequester in Shadow (Death T2) Spend 5 Death or Shadow Edge: Impaired foes are immobilized and weakened, save ends.			
Shadow Teleport (Death T4) <i>Maneuver</i> : Teleport to a square adj. to a foe you hit with a Death attack your previous action.			
Necromancer's Incursion (Death T3) <i>Necrotic, Stance, Undead</i> ; <i>Maneuver</i> , Engage 2X dice: Free, You moved adj. to a foe you weren't adj. to this turn: Roll vs Phy., dealing a maximum of X dmg and X Edge.			
Death BCC (Experiment Total: 3E, Max Component: ↑3); Charm AAB, Customs AB, Entertain AAA, Leadership AAA, Nimble AAB, Precision BCC, Shrewd A, Stealth ABC, Trickery AAC, (Brawn, Genius, Savvy AA); Natural Weapon (Claw), Resist Fire 1; Languages: Demonic			
Gear : Chilling Voice (Death 2), Deft Fingers (Precision 2), Quick Wit (Trickery 1), Footpads (Stealth 1), Experiment +2E to Sequester in Shadow , Withered Hand ↑2 Necrotic , Skull ↑2 Death , 7gp			

*** Brawn: 2, Dexterity: 3, Genius: 2, Savvy: 2, Appeal: 3, Empathy: 1; Background: Spy; Skill Ranks: Precision 2, Stealth 2, Death 3

The Soulgorge Devil drains foes, Sequestering them so they are no threat while they siphon away their souls. They use Shadow Teleport to move around their victim, using Incursion on other foes.

Succubus, Greater		Elite: Grade 4	
Medium Magical Humanoid (Infernal)		XPV: 40	
Composure Pool: 9 – Controller: ↓1 1 foe / turn		SR 4	
Physical	Mental	Social	Speed: 6
Brawn 3,0	Genius 2,0	Appeal 4,5	Saves 7, ABCC
Dexterity 4,5	Savvy 3,4	Empathy 2,3	AP: 1+1
Captivate (Mind P) <i>Phantasm</i> ; ↓X dice: Roll vs Men. on a foe in X RIs. Impaired foes are distracted, save ends. Slide them 1 square.			
Maze of the Mind (Mind T4) Full x2: Roll vs Men. on a foe in Melee or 1 RI. Dmg. is ongoing and Impaired foe are staggered, save ends.			
Phantasmal Terror (Mind T3) Spend X Men. crits: X targets struck are staggered, save ends.			
Deceive (Mind T2) Spend 6X Men. Edge: X targets struck confuse friends for foes and foes for friends, save ends.			
Comfort (Mind T2) <i>Maneuver</i> : Heal you or an adj. ally 3 composure.			
Scapegoat (Mind T5) <i>Stance</i> ; <i>Maneuver</i> , Choose one enemy: Whenever a you or an adj. ally takes dmg, the target foe also takes half that dmg as necrotic dmg. Roll. If the target is further than Success squares away, end this stance.			
Mind ABCC (Blood / turn: 3, Contract Bonus: ↑3); Charm ABCC, Customs A, Entertain AAAA, Leadership AAAA, Nimble ABCC, Perception AAA, Precision AAAB, Shrewd A, Stealth AAAA, Tactics AAA, Trickery BC, Vigilance ACC, (Brawn AAA, Genius AA); Natural Weapon (Claw), Resist Fire 1; Languages: Demonic			
Gear : Serpent Familiar (Mind 2), Light Clothes (Nimble 2), Charming Demeanor (Charm 2), Handy Bag (Vigilance 2), Bag of Tricks (Trickery 2), 60gp			

*** Brawn: 3, Dexterity: 4, Genius: 2, Savvy: 3, Appeal: 4, Empathy: 1; Background: Skill Ranks: Charm 2, Nimble 3, Trickery 1, Vigilance 2, Mind 3

The Greater Succubus attempts to Captivate their foes with phantasms of their greatest desires, fooling them into being useful tools, rather than simply killing opponents. Succubi are more interested in controlling creatures than killing them.

Succubus, Lesser	Basic: Grade 2
Medium Magical Humanoid (Infernal)	XPV: 20
Composure Pool: 5 – Controller: ↓1 1 foe / turn	SR 4
Physical Mental Social	Speed: 5
Brawn 2,0 Genius 2,0 Appeal 3,5	Saves 6, BCC
Dexterity 3,3 Savvy 2,0 Empathy 1,1	AP: 1
Captivate (<i>Mind P</i>) <i>Phantasm</i> ; ↓X dice: Roll vs Men. on a foe in X RIs. Impaired foes are distracted, save ends. Slide them 1 square.	
Bewilder (<i>Mind T3</i>) Spend 8X Men. Edge: X affected foes use a basic Major action of your choice. You choose the targets for that action.	
Maze of the Mind (<i>Mind T4</i>) Full x2: Roll vs Men. on a foe in Melee or 1 RI. Dmg. is ongoing and Impaired foe are staggered, save ends.	
Comfort (<i>Mind T2</i>) Maneuver: Heal you or an adj. ally 3 composure.	
Mind BCC (<i>Blood / turn: 3, Contract Bonus: ↑3</i>); Charm BCC, Customs A, Entertain AAA, Leadership AAA, Nimble ABC, Precision AAC, Shrewd A, Stealth AAA, Trickery B, (Brawn, Genius AA, Savvy AA); Natural Weapon (Claw), Resist Fire 1; Languages: Demonic	
Gear: Serpent Familiar (Mind 2), Charming Demeanor (Charm 2), Light Clothes (Nimble 1), Gloves (Precision 1), 25gp	

*** Brawn: 2, Dexterity: 3, Genius: 2, Savvy: 2, Appeal: 3, Empathy: 1; Background: Skill Ranks: Charm 2, Nimble 2, Mind 3

The Lesser Succubus uses no attacks, but tries to Captivate foes.

Imp

Imps are the grunt workers of infernal society. They are the bottom of the heap, and are generally much weaker than demons and devils. Imps are Tiny and take up ¼ a square. Four fit in one square easily.

Flame Imp	Minion: Grade 1
Tiny Magical Humanoid (Infernal); ½ x ½ sq.	XPV: 10
Composure Pool: 3 – Controller: ↓1 1 foe / turn	SR 4
Physical Mental Social	Speed: 5
Brawn 2,0 Genius 2,0 Appeal 2,0	Saves 4, CC
Dexterity 2,4 Savvy 2,3 Empathy 2,2	AP: 0
Singe (<i>Fire P</i>) <i>Atk</i> ; Major, ↓X dice: Roll vs Phy. on a foe in X+1 RIs. +1 dmg on hit.	
Char (<i>Fire T2</i>) Spend 3X Fire Edge. Affected foes downgrade their physical defenses by X, save ends.	
Torrent of Torment (<i>Fire T3</i>) Full, ↑2, ↓X dice: Roll vs Phy. on a line X+2. Half of the dmg dealt is instead ongoing dmg, save ends.	
Fire CC (<i>Experiment Total: 2E, Max Component: ↑2</i>); Customs A, Nimble BB, Perception BC, Precision AA, Shrewd AC, Stealth AB, Tactics AA, Trickery B, Vigilance BB, (Appeal, Brawn, Genius AA); Darkvision; Languages: Demonic	
Gear: Crooked Wand (Fire 2), Moodstone (Shrewd 1), Keen Eye (Perception 1), Experiment +2E to Char, Fire Bomb ↑1 Fire, 1gp	

*** Brawn: 2, Dexterity: 2, Genius: 1, Savvy: 2, Appeal: 2, Empathy: 2; Background: Skill Ranks: Shrewd 1, Fire 2

The Flame Imp uses Torrent of Torment a 0 X as much as possible and Char and Controller debuffs to make it easier to use Torrent.

Cold Imp	Fodder: Grade 0
Tiny Magical Humanoid (Infernal); ½ x ½ sq.	XPV: 5
Composure Pool: 1 – Striker: +1 damage on a hit / turn	SR 4
Physical Mental Social	Speed: 5
Brawn 1,0 Genius 1,0 Appeal 1,0	Saves 4, ABC
Dexterity 1,0 Savvy 3,3 Empathy 2,2	AP: 0
Snow Burst (<i>Water P</i>) <i>Cold, Atk</i> ; Major, ↓2X dice: Roll vs Phy. on foes in Melee X+1.	
Frostfeet (<i>Water T3</i>) <i>Stance</i> ; Maneuver: Whenever you deal Cold dmg to a foe, you may slide the target 1 square.	
Water BC (<i>Max Component: ↑2</i>); Customs AA, Perception ABC, Shrewd BB, Tactics AA, Trickery AB, Vigilance BB, (Appeal, Brawn, Dexterity, Genius A); Darkvision; Languages: Demonic	
Gear: Icicle (Water 1), Wit (Perception 1), Ice Shards ↑1 Cold, 1gp	

*** Brawn: 1, Dexterity: 1, Genius: 1, Savvy: 2, Appeal: 1, Empathy: 2; Background: Skill Ranks: Shrewd 1, Water 2

This Imp Snow Bursts at 0 X to slide foes into danger with Frostfeet.

Frost Imp	Minion: Grade 1
Tiny Magical Humanoid (Infernal); ½ x ½ sq.	XPV: 10
Composure Pool: 3 – Striker: +1 damage on a hit / turn	SR 4
Physical Mental Social	Speed: 5
Brawn 2,0 Genius 2,0 Appeal 2,0	Saves 4, CC
Dexterity 2,4 Savvy 2,3 Empathy 1,1	AP: 0
Snow Burst (<i>Water P</i>) <i>Cold, Atk</i> ; Major, ↓2X dice: Roll vs Phy. on foes in Melee X+1.	
Frostedge (<i>Water T2</i>) Free, When you deal Water dmg: Deal 1 Cold Damage to affected targets adj. to allies.	
Frostfeet (<i>Water T3</i>) <i>Stance</i> ; Maneuver: Whenever you deal Cold dmg to a foe, you may slide the target 1 square.	
Water CC (<i>Max Component: ↑2</i>); Customs A, Nimble BB, Perception AB, Precision AA, Shrewd A, Stealth BC, Tactics BC, Trickery B, Vigilance BB, (Appeal, Brawn, Genius AA); Darkvision; Languages: Demonic	
Gear: Thin Icicle (Water 2), Cool Wit (Tactics 1), Keen Eye (Stealth 1), Ice Blade ↑2 Cold, 2gp	

*** Brawn: 2, Dexterity: 2, Genius: 2, Savvy: 2, Appeal: 2, Empathy: 1; Background: Skill Ranks: Stealth 1, Tactics 2, Water 2

The Frost Imp gets up next to multiple foes, hits them with a Snow Burst, then uses Frostfeet to get them near tougher allies so they can use Frostedge on them for additional cold and Frostfeet slides.

Nettle Imp	Minion: Grade 1
Tiny Magical Humanoid (Infernal); ½ x ½ sq.	XPV: 10
Composure Pool: 3 – Striker: +1 damage on a hit / turn	SR 4
Physical Mental Social	Speed: 5
Brawn 2,4 Genius 2,1 Appeal 2,0	Saves 5, ACC
Dexterity 2,0 Savvy 3,3 Empathy 2,3	AP: 0
Razorvine (<i>Earth P</i>) <i>Plant, Slashing, Atk</i> ; Major, ↓2X dice: Roll vs Phy. on foes in an area X+1. Foes that end their next turn in the area take X+1 dmg.	
Choking Vines (<i>Earth T2</i>) Spend 5 Earth Edge: Targets affected suffer 1 ongoing dmg and are immobilized, save ends.	
Undergrowth (<i>Earth T3</i>) <i>Stance, Primal</i> ; Maneuver, Engage 3X dice: The area in Melee X is rough terrain 2X	
Quick, A foe ends its turn within X squares of you: Roll vs Phy. on them as a Quick Strike.	
Earth CC (<i>Experiment Total: 2E, Max Component: ↑2</i>); Athletics AB, Craft A, Customs AA, Durability AA, Intimidate AA, Lore A, Nature AB, Perception ABC, Shrewd BC, Tactics AA, Trickery BB, Vigilance AA, (Appeal AA, Dexterity AA); Darkvision; Languages: Demonic	
Gear: Thorned Wand (Earth 2), Wit (Perception 1), Moodstone (Shrewd 1), Experiment +2E to Choking Vines, 2gp	

*** Brawn: 2, Dexterity: 2, Genius: 1, Savvy: 2, Appeal: 2, Empathy: 2; Background: Skill Ranks: Shrewd 2, Trickery 1, Earth 2

The Nettle Imps get right up near enemies in order to make use of Undergrowth. Once in melee range, they use Razorvines to hope and get Edge for Choking Vines. They only need 3 to spend, as their Experiment gives them the remaining 2 every turn.

Shock Imp	Fodder: Grade 0
Tiny Magical Humanoid (Infernal); ½ x ½ sq.	XPV: 5
Composure Pool: 1 – Leader: ↑1 (ea adj or 1 ally) / turn	SR 4
Physical Mental Social	Speed: 5
Brawn 1,0 Genius 1,0 Appeal 1,0	Saves 4, ABC
Dexterity 1,0 Savvy 3,3 Empathy 2,2	AP: 0
Lightning Arc (<i>Air P</i>) <i>Lightning, Primal</i> ; Major, ↓X: Roll vs Phy. on a foe in X+1 RIs. Spend 2X crits: X impaired foes are staggered until your next turn.	
Charged Bolt (<i>Air T2</i>) <i>Lightning, Atk</i> ; Full, ↑2; Roll a Prime Air talent with +1 RIs.	
Air BC (<i>Max Component: ↑2</i>); Customs AA, Perception ABC, Shrewd BB, Tactics AA, Trickery AB, Vigilance BB, (Appeal, Brawn, Dexterity, Genius A); Darkvision; Languages: Demonic	
Gear: Rod (Air 1), Wit (Perception 1), Spark Box ↑1 Lightning, 1gp	

*** Brawn: 1, Dexterity: 1, Genius: 1, Savvy: 4, Appeal: 1, Empathy: 2; Background: Skill Ranks: Shrewd 1, Air 2

The Shock Imp stays at distance, staggering foes with Charged Bolts.

Insect

Insects are not a big threat except in large groups or gigantic sizes.

Giant Fire Beetle	Elite: Grade 4
<i>Medium Natural Arthropod (Insectoid)</i>	XPV: 40
Composure Pool: 9 – Controller: ↓1 1 foe / turn	SR 4
Physical Mental Social Speed: 4, Fly 4, Glide 6	
Brawn 3,4 Genius 1,0 Appeal 3,0 Saves 7, ABCC	
Dexterity 4,5 Savvy 4,5 Empathy 2,1 AP: 1+1	
Singe (<i>Fire P</i>) <i>Atk</i> ; Major, ↓X dice: Roll vs Phy. on a foe in X+1 RIs. +1 dmg on hit.	
Torrent of Torment (<i>Fire T3</i>) Full, ↑2, ↓X dice: Roll vs Phy. on a line X+2. Half of the dmg dealt is instead ongoing dmg, save ends.	
Char (<i>Fire T2</i>) Spend 3X Fire Edge. Affected foes downgrade their physical defenses by X, save ends.	
Ablaze (<i>Fire T3</i>) <i>Stance</i> ; Maneuver, Engage 3X dice: At the end of each of your turns, enemies adj. to you take X fire dmg. +X dmg on hit. X cannot be more than your Fire ranks.	
Fire ABCC (<i>Stunt Bonus: +AAA</i>); Athletics AAA, Customs AA, Durability AAB, Intimidate ACC, Nimble AAB, Perception ABCC, Precision AAAA, Shrewd AB, Stealth ABCC, Tactics AAAA, Trickery AA, Vigilance ABCC, (Appeal AAA, Genius A); Natural Weapon (Bite), Normal Vision, Tough 1, Vibrosense, Wings 2; Glide, Fly; Languages: -none-	
Gear: Sharp Mandibles (Fire 2), Antennae (Vigilance 2, Perception 2), Chitinous Claws (Stealth 2), Shiny Carapace (Intimidate 2), 60gp	

*** Brawn: 3, Dexterity: 4, Genius: 1, Savvy: 4, Appeal: 3, Empathy: 2; Background Knight; Skill Ranks: Intimidate 2, Perception 2, Stealth 1, Vigilance 3, Fire 3

Fire Beetle	Minion: Grade 1
<i>Tiny Natural Arthropod (Insectoid); ½ x ½ sq.</i>	XPV: 10
Composure Pool: 3 – Striker: +1 damage on a hit / turn	SR 4
Physical Mental Social Speed: 5, Fly 4	
Brawn 3,4 Genius 2,0 Appeal 2,0 Saves 5, ACC	
Dexterity 2,0 Savvy 2,0 Empathy 3,2 AP: 0	
Demonflame (<i>Fire P</i>) <i>Atk</i> ; Major, ↓2X dice: Roll vs Phy. on an adj. line 2X+2. Impaired foes take X ongoing dmg, save ends.	
Ablaze (<i>Fire T3</i>) <i>Stance</i> ; Maneuver, Engage 3X dice: At the end of each of your turns, enemies adj. to you take X fire dmg. +X dmg on hit. X cannot be more than your Fire ranks.	
Fire CC , Athletics BB, Customs AB, Durability ABC, Intimidate AA, Shrewd AAC, Trickery A, (Appeal, Dexterity, Genius, Savvy AA); Natural Weapon (Bite), Normal Vision, Tough 1, Vibrosense, Wings 2; Fly; Languages: -none-	
Gear: Jaws (Fire 2), Antennae (Shrewd 1), Tough (Durability 1), 10gp	

*** Brawn: 2, Dexterity: 2, Genius: 2, Savvy: 2, Appeal: 2, Empathy: 1; Background Knight; Skill Ranks: Athletics 1, Shrewd 2, Fire 2

Giant Beetle	Basic: Grade 2
<i>Small Natural Arthropod (Insectoid)</i>	XPV: 20
Composure Pool: 5 – Striker: +1 damage on a hit / turn	SR 4
Physical Mental Social Speed: 5, Fly 4	
Brawn 3,5 Genius 1,0 Appeal 2,0 Saves 5, BCC	
Dexterity 2,0 Savvy 2,0 Empathy 3,4 AP: 1	
Bite (<i>Unarmed P</i>) <i>Crushing, Atk</i> ; Major, ↑1: Roll vs Phy. on a foe in Melee.	
Three-Prong Strike (<i>Unarmed T3</i>) <i>Atk</i> ; Full, ↓3 Unarmed dice: Roll vs Phy. on a foe in Melee, 3 attacks. Each attack deals half dmg. If an attack hits, slide the foe 1 and shift into the vacated square.	
Cramping Strike (<i>Unarmed T2</i>) Spend 4 Melee Edge: Impaired foes are immobilized, save ends.	
Unarmed BCC (<i>Stunt Bonus: +AAA</i>); Athletics BBC, Customs ABB, Durability BCC, Intimidate AAA, Shrewd BBC, Trickery AAA, (Genius A, Appeal, Dexterity, Savvy AA); Natural Weapon (Bite), Normal Vision, Tough 1, Vibrosense, Wings 2; Fly; Languages: -none-	
Gear: Sharp Mandibles (Unarmed 2), Shiny Carapace (Durability 2), Chitinous Claws (Athletics 1), Antennae (Shrewd 1), 25gp	

*** Brawn: 3, Dexterity: 2, Genius: 1, Savvy: 2, Appeal: 2, Empathy: 3; Background Knight; Skill Ranks: Athletics 2, Shrewd 2, Unarmed 3

Giant Beetle, Lesser	Fodder: Grade 0
<i>Tiny Natural Arthropod (Insectoid); ½ x ½ sq.</i>	XPV: 5
Composure Pool: 1 – Controller: ↓1 1 foe / turn	SR 4
Physical Mental Social Speed: 5, Fly 4	
Brawn 3,3 Genius 1,0 Appeal 1,0 Saves 5, ABC	
Dexterity 1,0 Savvy 1,0 Empathy 2,2 AP: 0	
Bite (<i>Unarmed P</i>) <i>Crushing, Atk</i> ; Major, ↑1: Roll vs Phy. on a foe in Melee.	
Unarmed BC Athletics AB, Customs BB, Durability ABC, Intimidate AA, Shrewd BB, Trickery AA, (Appeal, Dexterity, Genius, Savvy A); Natural Weapon (Bite), Normal Vision, Tough 1, Vibrosense, Wings 2; Languages: -none-	
Gear: Sharp Mandibles (Unarmed 1), Antennae (Durability 1), 2gp	

*** Brawn: 2, Dexterity: 1, Genius: 1, Savvy: 1, Appeal: 1, Empathy: 2; Background Knight; Skill Ranks: Shrewd 1, Unarmed 2

Copperpede	Fodder: Grade 0
<i>Tiny Magical Arthropod (Pede); ½ x ½ sq.</i>	XPV: 5
Composure Pool: 1 – Leader: ↑1 (ea adj or 1 ally) / turn	SR 4
Physical Mental Social Speed: 4	
Brawn 1,0 Genius 1,0 Appeal 1,0 Saves 4, ABC	
Dexterity 3,3 Savvy 1,0 Empathy 2,0 AP: 0	
Bite (<i>Unarmed P</i>) <i>Crushing, Atk</i> ; Major, ↑1: Roll vs Phy. on a foe in Melee.	
Tumble (<i>Unarmed T1</i>) Spend 3 Phy. Edge. Knock affected foes prone.	
Unarmed ABC , Nimble BB, Precision BB, Stealth ABC, (Appeal, Brawn, Genius, Savvy A, Empathy AA); Darkvision, Climbing Claws, Natural Weapon (Bite), Skinny 1; Languages: -none-	
Gear: Jaws (Unarmed 1), Antennae (Stealth 1), 2gp	

*** Brawn: 1, Dexterity: 2, Genius: 1, Savvy: 1, Appeal: 2, Empathy: 1; Background Assassin; Skill Ranks: Nimble 1, Unarmed 2

Ironpede	Minion: Grade 1
<i>Tiny Magical Arthropod (Pede); ½ x ½ sq.</i>	XPV: 10
Composure Pool: 3 – Leader: ↑1 (ea adj or 1 ally) / turn	SR 4
Physical Mental Social Speed: 4	
Brawn 2,0 Genius 2,0 Appeal 2,0 Saves 5, ACC	
Dexterity 3,4 Savvy 2,3 Empathy 2,1 AP: 0	
Bite (<i>Unarmed P</i>) <i>Crushing, Atk</i> ; Major, ↑1: Roll vs Phy. on a foe in Melee.	
Metal Bite (<i>Martial T2</i>) <i>Atk</i> ; Full, ↑5: Roll vs Phy. on a foe in Melee.	
Tumble (<i>Unarmed T1</i>) Spend 3 Phy. Edge. Knock affected foes prone.	
Unarmed ACC , Customs A, Nimble BB, Perception AA, Precision AA, Shrewd A, Stealth ABC, Tactics AA, Trickery AB, Vigilance BC, (Appeal, Brawn, Genius AA); Darkvision, Climbing Claws, Natural Weapon (Bite), Skinny 1; Languages: -none-	
Gear: Jaws (Unarmed 2), Feet (Stealth 1), Antennae (Vigilance 1), 10gp	

*** Brawn: 2, Dexterity: 3, Genius: 2, Savvy: 3, Appeal: 2, Empathy: 1; Background Assassin; Skill Ranks: Nimble 1, Vigilance 2, Unarmed 2

Steelpede	Basic: Grade 2
<i>Small Tiny Magical Arthropod (Pede)</i>	XPV: 20
Composure Pool: 5 – Leader: ↑1 (ea adj or 1 ally) / turn	SR 4
Physical Mental Social Speed: 4	
Brawn 2,0 Genius 2,0 Appeal 2,0 Saves 5, BCC	
Dexterity 3,5 Savvy 3,5 Empathy 2,1 AP: 1	
Bite (<i>Unarmed P</i>) <i>Crushing, Atk</i> ; Major, ↑1: Roll vs Phy. on a foe in Melee.	
Metal Bite (<i>Martial T2</i>) <i>Atk</i> ; Full, ↑5: Roll vs Phy. on a foe in Melee.	
Tumble (<i>Unarmed T1</i>) Spend 3 Phy. Edge. Knock affected foes prone.	
Brutal Bite (Natural Weapon Bite T1) Perk: Your bite is Puncture 1 and gains +1 dmg on hit.	
Unarmed BCC (<i>Stunt Bonus: +AAA</i>); Customs A, Nimble BBC, Perception AAA, Precision AAA, Shrewd A, Stealth BBC, Tactics AAA, Trickery AB, Vigilance BCC, (Appeal, Brawn, Genius AA); Darkvision, Climbing Claws, Natural Weapon (Bite), Skinny 1; Languages: -none-	
Gear: Jaws (Unarmed 2), Antennae (Vigilance 2), Flexible Carapace (Nimble 1), Many Feet (Stealth 1), 25gp	

*** Brawn: 2, Dexterity: 3, Genius: 2, Savvy: 3, Appeal: 2, Empathy: 1; Background Assassin; Skill Ranks: Nimble 2, Vigilance 3, Unarmed 2

Karablan

Karablan are Humanoids with dragon heritage. These Karablan are all half dragon, thus being large, having wings, and being able to fly.

Karablan Flamewarden		Basic: Grade 2	
Large Draconic Humanoid (Humanoid); 2 x 2 sq.		XPV: 20	
Composure Pool: 5 – Controller: ↓1 1 foe / turn		SR 5	
Physical	Mental	Social	Speed: 6, Fly 5
Brawn 3,5	Genius 3,3	Appeal 2,0	Saves 6, BCC
Dexterity 2,0	Savvy 2,0	Empathy 3,3	AP: 1
Energy Bolt (Evocation P) Cold, Fire, or Lightning, Atk; Major, ↓X dice: Roll vs Phy. on a foe in X+2 RIs.			
Flame Breath (Dragon T1) Fire, Atk; Full, ↓2X dice: Roll vs Phy. on foes in an Area X+4. 2X of the dmg is ongoing, save ends.			
Bernard's Black Beam (Evocation T1) Modifier; ↓X+2 dice: Your roll targets a Line 2X. Impaired foes are weakened, save ends.			
Evocation BCC (Experiment Total: 3E, Max Component: ↑3); Athletics ABC, Craft AAA, Customs A, Durability AAB, Intimidate AAA, Lore AAB, Nature ABC, Shrewd ABC, Trickery A, (Appeal, Dexterity, Savvy AA); Infravision, Wings 2, Weapon (Tail and Claws); Fly; Languages: Common, Dragon			
Gear: Crooked Wand (Evocation 2), Moodstone (Shrewd 2), Support Belt (Athletics 1), Collection of Herbs (Nature 1), Experiment +2E to Bernard's Black Beam , Brimstone ↑2 Fire, 9gp			

*** Brawn: 3, Dexterity: 2, Genius: 3, Savvy: 2, Appeal: 2, Empathy: 1; Background Falconer; Skill Ranks: Athletics 1, Shrewd 3, Evocation 3

Karablan Warcaster		Basic: Grade 2	
Large Draconic Humanoid (Humanoid); 2 x 2 sq.		XPV: 20	
Composure Pool: 5 – Striker: +1 damage on a hit / turn		SR 5	
Physical	Mental	Social	Speed: 6, Fly 5
Brawn 3,4	Genius 3,5	Appeal 2,0	Saves 5, BCC
Dexterity 2,0	Savvy 2,0	Empathy 1,0	AP: 1
Artificer's Strike (Innovator P) Crushing, Slicing, or Piercing, Atk, Automaton; Major: Roll vs Phy. on a foe in Melee of your active automatons. Slide impaired foes 1 square.			
Lightning Breath (Dragon T1) Lightning, Atk; Full, ↓X dice: Roll vs Phy. on foes in an adj. line X+3. Impaired foes are dazed until your next turn ends.			
Warp Step (Innovator T2) Teleport; Maneuver: Teleport 1 square. ↑your defenses by 1 for one turn.			
Innovator BCC (Experiment Total: 3E, Max Component: ↑3); Athletics ABC, Craft AAA, Durability ABC, Intimidate ACC, Lore AAB, Nature ABB, (Appeal AA, Dexterity AA, Empathy A, Savvy AA); Infravision, Wings 2, Weapon (Tail and Horns); Fly; Languages: Common, Dragon			
Gear: Blade Drone (Innovator 2), Rude Hair (Intimidate 2), Support Belt (Athletics 1), Tough Skin (Durability 1), Experiment +3E to Warp Space , Sledge ↑1 Crushing			

*** Brawn: 3, Dexterity: 2, Genius: 3, Savvy: 2, Appeal: 2, Empathy: 1; Background Falconer; Skill Ranks: Athletics 1, Durability 1, Intimidate 2, Innovator 3

Leonen

A Leonen looks like a lion with a Humanoid upper torso where the lion's head would be. Leonen society not much unlike that of their lion counterparts, living in prides in savannah or mountain areas, hunting wild animals.

Minotaur

Minotaurs are rather solitary magical creatures. They are herbivores, so are not hunters, but they are aggressive to any creature they deem threatening. They lurk around old ruins, where they can find plants to their taste, shelter, and are generally avoided by other creatures. Some minotaurs become mercenaries, working for other weaker species if the pay is good.

Mummy

Mummies are undead with great magical powers. Often they serve as guardians of their own tombs, cursed to guard forever. Thematically, try adding the beetle swarm, skeletons, or some zombies to this group.

The blight is a vicious melee combatant that brings a payload of death scarabs concealed in it's wraps. The blight does well when focusing on a single foe, covering it with beetles until nothing is left but shards of bone.

The host is a shambling pile of bones, usually a servant who was mummified to protect a powerful mummy master. The host is most destructive in multiples, where if they can line up to do the death scarab onslaught on a group, it becomes a massacre.

The plaguebearer is a vicious melee combatant that brings a payload of death scarabs concealed in it's wraps. It can easily overwhelm a single foe with hordes of beetles using death scarab, death scarab swarm, and burrowing beetle, or whittle down groups of foes with the death scarab onslaught.

The mummy plaguelord does best with at least 2 undead companions from which it can inflict its pestilence swarm. Grouping it with several undead make it even more dangerous.

Mwunga

Mwunga are massive rodent-like creatures that live in arctic conditions. Their hides have thick coarse hair that keeps them warm in snow and massive bushy tails they use as blankets for themselves and their young. Their red eyes let them see well in faint lighting and their large padded feet give them traction in the snow. Mwunga are omnivorous, and territorial. Their young are hatched from eggs that phosphoresce in the night.



Ogre

Ogres are hulking brutish Humanoids that prefer to eat only other predators. Humans are particularly preferred.

Orc

Orcs are a species of greenskinned Humanoids said to be created from a mingling of goblins and trolls. They are larger than their goblin cousins, but did not gain trollish regeneration traits.

Since their creation, they have proven to be a very strong species, building vast underground cities and even sometimes venturing above ground to war with other species over resources. The Common Accord have good reason to fear this upstart species, as their rate of resource consumption is alarming and the swiftness with which they established their cities is astonishing.

Revenant

The Revenant is a skeletal being who was preserved via dark magic or perhaps through sheer stubbornness, thus retaining the will it had during life.

Skeleton

Skeletons are the bones of the deceased, animated by supernatural magic to serve the necromancers who construct them. Most have no will or mind of their own, but follow the commands of their masters.

Bone Dragon

A bone dragon is the animated skeleton of a dragon. Unlike a normal undead skeleton, bone dragons are often animated by the surviving will of the dragon itself. The spirits of bone dragons cling to their corporeal form, animating their bones long past their normal lifespan in an attempt at immortality.

Bone Dragon Scourge **Boss: Grade 6**

Huge Undead Reptile (Dragon); 3 x 3 sq. XPV: 80

Composure Pool: 19 – Defender: taunt 1 foe / turn SR 4
Physical Mental Social Speed: 9, Fly 8
Brawn 4,0 Genius 3,5 Appeal 2,0 Saves 8, AACCC
Dexterity 5,7 Savvy 3,6 Empathy 3,5 AP: 2+1

Acid Breath (Dragon T1) Acid, Atk; Major, ↓2X dice: Roll vs Phy. on foes in Melee X.

Decay (Death P) Necrotic, Atk; Major, Take X Phy. wounds: Roll vs Phy. on a foe in Melee. +2X dmg on hit. Max of Death.

Death's Reach (Death T1) Modifier; ↓X Death dice: This roll gains X RIs. If X is 3 or more, you ignore cover.

***Festering (Death T1) Spend 2X Phy. Edge: Affected targets have ongoing dmg X, save ends.**


Grave Shift (Death T6) Stance, Undead; Full, Engage 4 dice: You become invisible and shift 4 squares. Whenever you use an attack or non-Basic action, you become visible for one turn.

Death's Embrace (Death T6) Perk: When wounded, upgrade your dice by X where X is how many wounds you have. Max of 4.

Death ABCCC (Experiment Total: 4E, Max Component: ↑4), Dragon AABCC (Stunt Bonus: +AAA); Craft ABB, Customs BCC, Lore BCC, Nature AAB, Perception CCC, Shrewd AAA, Tactics AAA, Trickery AAA, Vigilance AAB, (Appeal AA, Brawn AAAA, Dexterity AAAAA); Natural Bite, Wings 1; Fly; Languages: Dragon

Gear: Dark Will (Death 3), Keen Eye (Perception 3), Acid Fount (3pts): Technique 2H **Edge +2 (Dragon 2)**, Well-Read (Customs 2), Researcher (Lore 2), Experiment **+4E to Festering**, Lyven Mage's Skull **↑3 Death**, 1gp

*** Brawn: 4, Dexterity: 3, Genius: 3, Savvy: 5, Appeal: 2, Empathy: 3, Background Mage; Skill Ranks: Customs 2, Lore 1, Perception 3, Vigilance 3, Death 4



Bone Dragon Marauder

Elite: Grade 4

Huge Undead Reptile (Dragon); 3 x 3 sq. XPV: 40

Composure Pool: 13 – Defender: taunt 1 foe / turn SR 4
Physical Mental Social Speed: 8, Fly 7
Brawn 4,0 Genius 3,5 Appeal 1,0 Saves 6, ABCC
Dexterity 2,0 Savvy 4,5 Empathy 3,5 AP: 1+1

Parasite Strike (Death P) Necrotic, Atk; Major: Roll vs Phy. on a foe in Melee. On Success, heal X composure where X is the number of wounds you dealt.

Death Scarabs (Death T3) Modifier; ↓2X Death dice: X of this attack's dmg is instead ongoing, save ends.

Mind Fog (Death T4) Spend 3 Death Edge: Impaired foes are dazed and weakened, save ends.

Tainted Blood (Death T5) Stance; Maneuver:

Poison, Atk; Quick, You are dealt physical wounds: Roll vs Phy. on a creature in Melee 1.

Death's Embrace (Death T6) Perk: When you are wounded, ↑X where X is how many wounds you have. Max of 3.

Death ABCC (Blood / turn: 3, Contract Bonus: ↑3); Craft ABB, Customs BCC, Lore BCC, Nature AAB, Perception ABCC, Shrewd AAA, Tactics AAAAA, Trickery AAA, Vigilance ABCC, (Appeal A, Brawn AAAAA, Dexterity AA); Natural Weapon (Bite), Wings 1; Languages: Dragon

Gear: Dark Will (Death 2), Sharp (Perception 2), Diverse (Customs 2), Preparation (Vigilance 2), Research (Lore 2), 60gp

*** Brawn: 4, Dexterity: 2, Genius: 3, Savvy: 4, Appeal: 1, Empathy: 3, Background Mage; Skill Ranks: Customs 2, Lore 1, Perception 3, Vigilance 2, Death 3

Spider

Spiders are usually nothing to fear. But in the depths of the darkest caves, in the deepest jungles and hiding in ancient ruins one might find these monstrosities waiting for them.

Spiders tend to build webs to trap unwary victims, using their innate web keyword (see Web, page 111). Spiders can easily climb webs using their climb speed as well.

Temporal Aberration

Temporal Aberrations are magical dog-like creatures that can manipulate time. Like wolves, they hunt in packs, using their unique abilities to hunt down prey.

Troll


Trolls are brutish unnatural creatures with amazing powers of regeneration. Most are dark hairy creatures covered in horns and huge warts that rend foes with their claws or crude weapons. They are not particularly intelligent or civilized.

Snow Troll

The snow troll has bright white fur, preferring to live in snowy terrain where it can easily ambush foes it encounters.

Vampire

Vampires are undead beings of great power. They once were living creatures, often of one of the Common Accord. However, once turned into a vampire, they lose the ability to enjoy the things they once did. Often vampires become callous vile creatures that hate the living because of what they lack.



Vampires are seen as a leech on society, quite literally. A vampire lives by draining blood of other creatures. Once a vampire is discovered, most civilized societies will do their best to destroy the creature, often hiring outside aid to do so.

There are a number of widely accepted myths about vampires, many of them are actually actively cultivated by vampires themselves. Garlic, holy symbols, and wooden stakes have no particular meaning to vampires. Though a vampire will often have a coffin it uses as a resting place, if the coffin is destroyed, the vampire will simply attempt to find another. In actuality, vampires seem to be invulnerable simply because they know when to run, and they are quite good at escaping.

You cannot use Vampire talents while in dim or brighter sunlight.

Siphon Life (Vampire. Prime) – *Attack*; Major, Piercing Weapon: Roll vs Physical on a foe in Melee. Heal 1 composure on hit.

Blood Siphon (Vampire. Tier 1) – Spend 2X piercing Edge: You heal X damage, up to a maximum of the amount of damage dealt to a single foe with this attack and a maximum of your ranks in Vampire.

Supernatural Speed (Vampire. Tier 1) – Spend X Edge: You gain +X speed until your next turn ends. X cannot be more than your ranks in Vampire.

Paralyzing Eyes (Vampire. Tier 1) – Spend 4 Edge: Targets you can see that were struck are immobilized, save ends.

Cloud of Bats (Vampire. Tier 3) – *Stance*; Maneuver, Engage X dice: You become a cloud of bats in an adjacent X area. X cannot be more than your ranks in Vampire. You gain Soak X-1 and Vulnerable (Area 1). You cannot attack.

Maneuver: End the stance and return to normal in an adjacent square.

Werewolf

Werewolves are Humanoids that have contracted lycanthropy, a powerful disease and a curse. Werewolves crave raw meat and hunt in the darkness of night, frequently wiping out livestock and occasionally devouring other Humanoids when desperate to sate their voracious appetites.

Werewolves are pack animals, and if solitary will actively seek to rebuild the pack, even by infecting other Humanoids. Offspring of werewolves are always werewolves.

Lycanthropy

Werewolves are sometimes born as they are, others are made through the lycanthropy curse. Those who gain the curse are forced to take the following talent.

Lycanthropy Curse (Werewolf. Prime) – *Curse*: At sundown during a full moon, you are driven by uncontrollable hunger until sunrise, seeking to eat the flesh of nearest living being without this curse and within two size categories of you. If you deal physical wounds to a creature, the wounds are tainted. If the wounds remain during the creature's next long rest, that creature gains this curse.

Swift Stealth (Werewolf. Tier 1) – *Perk*: While unencumbered, you automatically roll Stealthy Maneuver every time you use a Movement talent.

Wolf Pounce (Werewolf. Tier 1) – *Attack*; Major, You moved more than two your previous action: Roll vs Physical on a foe in Melee. +2 damage on hit.

The Lycanthropy Curse

At the beginning of each long rest or the next time you become Exhausted, you must make a DT 5,0 Durability check or become more of a werewolf. Follow the chart below to see what changes you must undertake. Once you have taken the talents or skills points listed below, you cannot be respect out of them until the lycanthropy curse has been removed.

Night	Changes From the Lycanthropy Curse
1	You must discard one talent and take a Werewolf talent.
2	You gain a wolf tail and ears (replacing any you might already have), your original species skills lost and replaced with werewolf species skills (+1 Leadership and Customs).
3	You grow wolf fur. Lose all remaining species traits, you gain Natural Weapon (Claws) and Darkvision. If possible, move one point from a Mental ability score to a Physical one. Discard a talent and take a Werewolf talent.
4	You gain wolf feet and snout, losing all traces of your original species. You are now fully shifted to werewolf form. If possible, move one point from a Social ability score to a Physical one.

Wolf

Wolves are social animals, they hunt in packs and use their numbers and tactics to overcome prey larger than them. Their packs usually consists of a mated pair who leads the pack, and their offspring. Sometimes they will adopt additional wolves to the pack, but the mated pair is always in command.

Wolf Leader	Basic: Grade 2
<i>Small Natural Beast (Wolf)</i>	<i>XPV: 20</i>
Composure Pool: 5 – Leader: ↑1 (ea adj or 1 ally) / turn	SR 4
Physical	Mental
Brawn 3,3	Genius 2,0
Dexterity 2,0	Savvy 2,0
Appeal 3,5	Empathy 2,1
Saves 5, BCC	AP: 1
Chomp (<i>Bite P</i>) <i>Piercing, Atk</i> ; Major: Roll vs Phy. on a foe in melee. Spend X Bite Crits: X impaired foes are dazed, save ends.	
Inspiring Strike (<i>Vanguard P</i>) <i>Atk</i> ; Major, Weapon, ↓X dice: Roll vs Phy. on a foe in Melee. Allies get X+1 upgrades against affected foes for one turn.	
Double Strike (<i>Vanguard T2</i>) <i>Atk</i> ; Full, Weapon: Roll vs Phy. on a foe in Melee. Roll vs Phy. on a foe in Melee a second time.	
Paralyze (<i>Vanguard T3</i>) Maneuver, Spend 6 Phy. Edge: Impaired foes are staggered and immobilized, save ends.	
Command Form (<i>Vanguard T3</i>) <i>Stance, Stable</i> ; Maneuver: Movement; Free, You hit an adj. foe: an ally adj. to you or that foe may shift one square.	
Vanguard BCC (Stunt Bonus: +AAA); Athletics ABC, Charm ABC, Customs B, Durability AAA, Entertain AAA, Intimidate AAB, Leadership BCC, Shrewd AB, Trickery A, (Dexterity, Genius, Savvy AA); Darkvision, Weapon Bite, Scent; Languages: Canine	
Gear : Style Wolf (2pts): Technique 2H +1 Edge (Vanguard 2), Neat Fur (Leadership 2), Perked Ears(Vigilance 1), Powerful Muscle (Athletics 1), 25gp	

*** Brawn: 3, Dexterity: 2, Genius: 2, Savvy: 2, Appeal: 3, Empathy: 1; Background Shepherd; Skill Ranks: Athletics 2, Leadership 2, Vanguard 3



Wolf Protector		Minion: Grade 1	
Small Natural Beast (Wolf)		XPV: 10	
Composure Pool: 4 – Defender: taunt 1 foe / turn		SR 4	
Physical	Mental	Social	Speed: 5
Brawn 3,2	Genius 2,0	Appeal 2,1	Saves 5, ACC
Dexterity 2,4	Savvy 2,0	Empathy 1,2	AP: 0
Chomp (Bite P) Piercing, Atk; Major: Roll vs Phy. on a foe in melee. Spend X Bite Crits: X impaired foes are dazed, save ends.			
Guard Strike (Stalwart P) Atk; Major, Weapon: An ally adj. to you gains +1 to defenses for one turn. Roll vs Phy. on a foe in Melee.			
Inspire Fervor (Stalwart T3) Success, Spend 2X Radiant or Stalwart Edge: Up to X allies in X squares are healed X composure.			
Valiant Inspiration (Stalwart T2) Stance, Stable; Maneuver: Whenever you dmg a foe in Melee 1, the next ally to attack that foe gets a ↑X on the roll. X is your ranks in Stalwart.			
Stalwart CC Athletics ABB, Charm AA, Customs B, Durability BB, Entertain AA, Intimidate AB, Leadership AB, Nimble AA, Precision AA, Shrewd B, Stealth BC, Trickery A, (Genius, Savvy AA); Darkvision, Weapon Bite, Scent; Languages: Canine			
Gear: Style Wolf (2pts); Technique 2H +1 Edge (Stalwart 2), Wolf Eyes (Shrewd 1), Footpads (Stealth 1), 10gp			

*** Brawn: 2, Dexterity: 2, Genius: 2, Savvy: 2, Appeal: 2, Empathy: 1; Background Athlete; Skill Ranks: Athletics 1, Stealth 2, Stalwart 2

Wraith

The wraith is an undead obsessed with the manner in which it died.

Pyre Wraith


The pyre wraith is a blazing body of withered muscle and bones permanently alight via supernatural power. The pyre wraith always has Blazing Aura running and rushes into melee with its enemies. If uses Furnace Blast or Raging Spin if it can get multiple targets, otherwise it uses Hellfire Strike or its Basic Melee attack on single targets. It prefers to work with other creatures so it can use flanking to get Edge for both Demon Bite and Devil's Angle. Whenever it manages to hit with a fire attack, if it has a move action remaining it will always follow up with Infernal Detonation.

Wyrms

Wyrms are massive serpentine reptiles. Some can fly, some swim, but all of them are magical creatures. Wyrms are related to Dragons, but have no legs and no wings.

Wyvern

Wyvern are agile magical flying reptiles. They have wings and two legs, unlike their cousins the Dragons who have 4 legs.



Zombie

Zombies are reanimated corpses created by supernatural pacts with dark forces. In Annor, most zombies are animated by the fell will of Tarlek, god of the dead.

A zombie is generally mindless and soulless, having no will or mind of its own. Zombies are often minions of necromancers, although it is said that some zombies are supposed to have been spontaneously created on battlefields by the fear generated by the mortally wounded and the stench of death.

Note that because zombies are both mindless and soulless, they do not roll for initiative. All mental and social checks are static values.

Zombie Brawler

Medium Undead Humanoid (Zombie)		Minion: Grade 1	
		XPV: 10	
Composure Pool: 4 – Defender: taunt 1 foe / turn		SR 4	
Physical	Mindless	Soulless	Speed: 5
Brawn 3,4	Genius 1,0	Appeal 2,0	Saves 5, ACC
Dexterity 3,3	Savvy 2,3	Empathy 2,0	AP: 0

Decay (Death P) Necrotic, Atk; Major, Take X Phy. wounds: Roll vs Phy. on a foe in Melee. +2X dmg on hit. Max of Death.

Wither (Death T1) Spend 2 Edge: Impaired foes are dazed or weakened (choose one), save ends.

Stirring Dead (Death T3) Perk: ↑1 against up to 2 foes adj. to undead or dead bodies within 2 size categories of you.

Death ACC (Max Favor: ↑6, Max Retribution: 3C); Athletics AA, Durability AA, Intimidate ABB, Nimble AA, Perception 0, Precision AA, Stealth ABC, Tactics 0, Vigilance 1, (Appeal, Empathy, Genius 0); **Mindless/Soulless** (vuln. Radiant), Sturdy 1; Languages: Common

Gear: Rot (Death 2), Death (Stealth 1), Fearless (Vigilance 1), 10gp

*** Brawn: 2, Dexterity: 2, Genius: 1, Savvy: 2, Appeal: 2, Empathy: 2; Background Bandit; Skill Ranks: Intimidate 1, Vigilance 1, Death 2

Zombie Scrapper

Medium Undead Humanoid (Zombie)		Minion: Grade 1	
		XPV: 10	
Composure Pool: 3 – Striker: +1 damage on a hit / turn		SR 4	
Physical	Mindless	Soulless	Speed: 5
Brawn 3,4	Genius 2,0	Appeal 2,0	Saves 5, ACC
Dexterity 3,1	Savvy 2,4	Empathy 2,0	AP: 0

Decay (Death P) Necrotic, Atk; Major, Take X Phy. wounds: Roll vs Phy. on a foe in Melee. +2X dmg on hit. Max of Death.

Festering (Death T1) Spend 3X Phy. Edge: Affected foes have ongoing dmg X, save ends.

Stirring Dead (Death T3) Perk: ↑1 against up to 2 foes adj. to undead or dead bodies within 2 size categories of you.

Death ACC (Max Favor: ↑6, Max Retribution: 3C); Athletics AA, Durability AA, Intimidate ABB, Nimble A, Perception 0, Precision A, Stealth AAB, Tactics 0, Vigilance 2, (Appeal, Empathy, Genius 0); **Mindless/Soulless** (vuln. Radiant), Sturdy 1; Languages: Common

Gear: Rot (Death 2), Fearless (Vigilance 2)

*** Brawn: 2, Dexterity: 1, Genius: 2, Savvy: 2, Appeal: 2, Empathy: 2; Background Bandit; Skill Ranks: Intimidate 1, Vigilance 1, Death 2

MAKING CUSTOM MONSTERS

Making Monsters in Aspect Prime is as easy as making player characters. The only difference is the pool of points to work with.

Here are a number of skills that are generally discouraged in the civilized world as either their usage is considered evil or they cannot be performed by singular Humanoid characters.

These are skills that could be allowed to players, but may have serious in-game social consequences. It is up to the Guide to decide on a per-character basis if these skills are allowed.

Monster-Making Parts

Sometimes you might want to make a new monster or creature for the characters to face. Making monsters is nearly identical to making a player character, except you have a few more options. Monster numbers on this chart are based on 1st level creatures with a social rank of 4.

Grades

When you make a monster, you can use different grades from a fodder (enemies that tend to die in one hit) to epic (foes that can take on several characters by themselves). The grade of the monster determines how many points that monster gets for starting stats and how many character points you may spend on the monster for additional skills, feats, and powers.

The monster grade also determines the monster's base action points, health multiplier, saving throw bonus, minimum and maximum aspects and attributes, and the monster's experience point value.

Player characters count as the Hero grade. The following table lists the values for each of the main grades and shows a level 1 set of player values for contrast.

Grade	Ability Scores	Bonus Skills Ranks; Cap	Gear	Talents	AP	Equiv Lv	Saves	XP Value
0: Fodder	2, 2, 1, 1, 1, 1	2, 1; 3	1, 1	1	0	-21	3, BC	5
1: Minion	2, 2, 2, 2, 2, 1	2, 2, 1; 3	2, 1, 1	2	0	-11	4, CC	10
2: Basic	3, 3, 2, 2, 2, 1	3, 2, 2; 3	2, 2, 1, 1	3	1	-2	5, BCC	20
3: Hero	4, 3, 3, 2, 2, 1	3, 3, 2, 1; 3	2, 2, 2, 1, 1	4	1	1	6, ABCC	30
4: Elite	4, 4, 3, 3, 2, 1	3, 3, 2, 2, 1; 3	2, 2, 2, 2, 2	5	1+1	8	6, ABCC	40
5: Sub Boss	4, 4, 3, 3, 3, 2	4, 3, 2, 2, 1; 4	3, 2, 2, 2, 2	5	2+1	13	7, BCCC	60
6: Boss	5, 4, 3, 3, 3, 2	4, 3, 3, 2, 1; 4	3, 3, 2, 2, 2	6	2+1	18	8, ABCCC	80
7: Elite Boss	5, 4, 4, 3, 3, 2	4, 4, 3, 2, 1; 4	3, 3, 3, 2, 2	6	2+1	24	8, ABCCC	120
8: Epic	5, 5, 4, 3, 3, 3	4, 4, 3, 2, 2; 4	4, 3, 3, 2, 2	7	2+2	30	9, ACCCC	160
4: UberBasic	4, 4, 3, 3, 3, 2	4, 3, 3; 4	3, 3, 2, 2	3	1	10	7, BCCC	60
5: UberHero	5, 4, 4, 3, 3, 2	4, 4, 3, 2; 4	3, 3, 3, 2, 2	4	2	12	8, ABCCC	110
6: UberElite	5, 5, 4, 4, 3, 2	4, 4, 3, 3, 2; 4	3, 3, 3, 3, 3	5	2+1	15	8, ABCCC	170
8: UberBoss	6, 5, 4, 4, 4, 3	5, 4, 4, 3, 2; 5	4, 4, 3, 3, 3	6	3+1	22	10, ABCCCC	300
10: UberEpic	6, 6, 5, 4, 4, 4	5, 5, 4, 3, 3; 5	5, 4, 4, 3, 3	7	3+2	30	11, ACCCCC	550

Using the Grades Chart

Making creatures with the chart is like building a player character.

Action Points

All bosses start with two action points, and gain another action point the first time during a fight that they get wounded.

Elites start with one action point and also gain an action point when they are first wounded. (this is what the 1+1 and 2+1 means)

Remember that Humans always get an extra action point, even grades that don't normally have action points.

Starting Coin

The amount of money you can spend on the monster's equipment or hoard. We highlight the values for the average social rank of 4.

*The hero grade value here is for a monster of social rank 4.

Player Value

This is a relative value of the creature compared to a character's BEV. For instance, two Sub-Basics (value ½ each) are a good challenge for a single player character while a single Elite (value 2) can challenge two characters.

Tougher Enemies

The toughest enemy grades in Aspect Prime are Elite Bosses and Epic monsters. Use these incredibly tough enemies only for larger groups of players or very high level groups. They hurt a lot.

Uber Foes

For higher level adventures, you will need tougher foes. The easy way is to simply take existing foes and make them Uber. Uber foes gain an extra Crit die for each roll, two extra composure, an extra action point, and each defense is upgraded by 1, 2. In the chart, you can see that their XP Values are double that of their weaker versions, reflecting the fact that their difficulty is significantly increased.

Making Custom Species

The following chart is the basis upon which the Common Accord were balanced. Use a total of 8 species points for each species. For example, most of the Common Accord consist of 5 points for the 3 skills in different ability scores, 2 points for a special Vision Sense or speed bonus, and then 1 point for an additional language.

Common Accord get the Common language for free (it is the language of the Common Accord). Other species have to pay 1 point for languages other than their base language.

As a Guide, you may allow players to make a Common Accord species if you like, but that species should have a prominent role in the world and not have direct antagonism against any of the other Common Accord species.

Common Accord species have a starting social rank and wealth rank of 5, while other species have a social and wealth rank of 4. This reflects the social and material advantages and privileges of being in the Common Accord.

You may use this chart to modify a character's base species. For example, a blind character would have 4 additional points because blind has a -4 adjustment. These could be spent to purchase other perks or could just be converted into ability points to be spent on ability scores or additional species options.

Generally species are likely to have a single language, though that language can be Common. Species can even have no language at all, saving a species point.

Additional species points beyond 8 CAN be used, but at the expense of background points. See Making Custom Backgrounds, below.

As with any custom content, use of this chart and resulting species should be subject to Guide approval.

Common and Uncommon Keywords

When using Resist, Vulnerable, or Invulnerable, you need to specify what keyword is used. Each keyword cost is added separately. The following are the various keywords and their rarity.

Common Types: cold, crushing, fire, holy, lightning, piercing, radiant, slashing.

Uncommon Types: acid, chaos, earth, illusion, phantasm, poison, shadow, sonic, temporal, water.

Making Custom Backgrounds

Backgrounds usually are just bonus starting skill ranks in three skills, two at +2, one at +1. You may trade away ranks in exchange for social ranks, wealth ranks, or species features, to be bought the same way species features are.

You may only have +2 ranks in basic skills. Trained skills can never gain more than 1 rank from a Background.

You can trade a skill point for one social rank and wealth rank, or two social ranks. See Changing Social & Wealth Ranks, page 127.

Each point of skill bonus from background you trade away gets you a point to spend on the species feature table.

Custom Species Options	
+6	1 skill at +2, 1 at +1
+5	3 skills at +1
+4	Constrained skill at +1 plus 1 specified at +1 (ex: Athletics plus any other one non-social skill)
+3	2 skills at +1
+2	1 skill at +1
+3	One free skill at +1
Primary Sense (Choose One)	
+0	Normal vision
+2	Infravision, darkvision, heat vision or other fine vision
+0	Echolocation, vibrosense, scentsense or other rough vision instead of normal vision
-2	Dimvision with no other Vision Sense
-4	Blind with no other Vision Sense
+1	Potential for additional rough vision with talent
+2	Per additional sense (plus the cost of that vision)
Base Speed (Choose One)	
+0	Normal (+0 to base speed for size)
-2	-1 base speed (may only be taken once)
+2	+1 base speed (may only be taken once)
Additional Options (Unlimited)	
+1	Per additional starting language (Common Accord get Common for free)
+1 ea	Fast 1, wings 1, climbing claws, digging claws, scent, skinny 1, or swimmer
+2 ea	Mighty 1, sturdy 1, fast 2, skinny 2, wings 2
+3 ea	Fast 3, skinny 3, wings 3
+1 ea	Natural weapon (bite, claw, horn, tail)
+1	Innate keyword
+5	Human extra action point
+1	Voracious
+X*2	Tough X
+2	Mindless, non-corporeal, or soulless (+2 each, max of 2)
-2 ea	Weak 1
+X	Resist X to something common
+X	Resist 2X to something uncommon
-X	Vulnerable X to something common
-X	Vulnerable 2X to something uncommon
+3	Invulnerable to something common
+2	Invulnerable to something uncommon

Other Species

Following is a chart of several species that generally are not considered part of the Common Accord, and thus are frequently at

odds with heroes. Guides are of course free to allow these as player characters. However, if the species does not have Common as a language, the character will have to learn it using Customs.

Species	Average Height	Average Weight	Creature Type	Favored Ability	Skill Bonuses	Movement Forms	Sense & Traits	Languages
Air Elemental	1'3" to 18'8"	0 to 650lbs	Tiny to Huge Elemental Humanoid (Air Elemental)	Dexterity	+1 Air, Precision	Speed 5 to Speed 8	Fast 1, Wings 3	Elemental
Bear	7'6" to 8'7"	380 to 569lbs	Medium to Large Natural Beast (Bear)	Brawn	+1 Athletics, Vigilance	Speed 6 to Speed 7	Climbing Claws, Fast 1, Natural Weapon (Claw), Scent	Bear
Beetle	1" to 2"	0lbs	Fine Natural Arthropod (Insectoid)	Dexterity	+1 Durability, Shrewd	Speed 4	Natural Weapon (Bite), Normal Vision, Tough 1, Vibrosense, Wings 2	-none-
Bone Dragon	2'6" to 40'0"	9 to 38400lbs	Small to Gigantic Undead Reptile (Dragon)	Savvy	+1 Customs, Death, Vigilance	Speed 5 to Speed 9	Natural Weapon (Bite), Wings 1	Dragon
Brass Worker	5'1" to 6'0"	263 to 432lbs	Medium Mechanical Humanoid (Automaton)	Brawn	+1 Durability, Craft, Perception	Speed 6	Darkvision	Common
Brownie	3" to 6"	0lbs	Fine to Puny Magical Humanoid (Fae)	Savvy	+1 by animal type	Speed 4	By animal type	Common
Clay Golem	5'5" to 6'4"	143 to 229lbs	Medium Magical Humanoid (Construct)	Empathy	+1 Stalwart, Durability	Speed 6	Sturdy 2	Common
Coal Walker	1'3" to 18'8"	0 to 650lbs	Tiny to Huge Elemental Humanoid (Fire Elemental)	Dexterity	+1 Fire, Trickery	Speed 5 to Speed 8	Heat Vision, Resist Fire 2	-none-
Cyclops	9'5" to 11'4"	752 to 1310lbs	Large Unnatural Humanoid (Giant)	Brawn	+1 Durability, Intimidate	Speed 7	Mighty 1, Sturdy 1	Giant
Darkling	3'2" to 5'9"	29 to 171lbs	Small to Medium Unnatural Humanoid (Darkling)	Dexterity	+1 Death, Stealth, Trickery	Speed 5 to Speed 6	Darkvision	Gnomish
Demon	6'2" to 12'5"	211 to 1723lbs	Medium to Large Magical Humanoid (Infernal)	Savvy	+1 Perception, Trickery	Speed 6 to Speed 7	Darkvision, Resist Fire 1, Wings 1	Demonic
Devil	3'5" to 6'1"	36 to 203lbs	Small to Medium Magical Humanoid (Infernal)	Appeal	+1 Charm, Precision, Trickery	Speed 5 to Speed 6	Natural Weapon (Claw), Resist Fire 1	Demonic
Earth Elemental	1'3" to 18'8"	4 to 13009lbs	Tiny to Huge Elemental Humanoid (Earth Elemental)	Empathy	+1 Durability, Earth, Vigilance	Speed 4 to Speed 7	-1 Base Speed, Tough 2	Elemental
Earthmaw	10'0" to 20'5"	900 to 7659lbs	Large to Huge Elemental Arthropod (Insectoid)	Brawn	+1 Durability, Shrewd	Speed 7 to Speed 8	Digging Claws, Natural Weapon (Bite), Natural Weapon (Claw), Tough 1, Vibrosense	-none-
Fire Elemental	1'3" to 18'8"	0 to 650lbs	Tiny to Huge Elemental Humanoid (Fire Elemental)	Empathy	+1 Fire, Trickery	Speed 5 to Speed 8	Heat Vision, Resist Fire 1, Wings 1	Elemental
Fire Sprite	3" to 4"	0lbs	Fine Magical Humanoid (Fae)	Empathy	+1 Fire, Precision, Shrewd	Speed 4	Wings 2	Common
Flame Dragon	3'1" to 43'0"	26 to 71556lbs	Small to Gigantic Magical Reptile (Dragon)	Genius	+1 Fire, Perception	Speed 5 to Speed 9	Darkvision, Wings 2	Dragon
Flesh Golem	5'5" to 6'4"	143 to 229lbs	Medium Magical Humanoid (Construct)	Genius	+1 Athletics, Durability, Lore	Speed 5	-1 Base Speed, Sturdy 2	Common
Forgeling	1'0" to 3'2"	1 to 29lbs	Tiny to Small Elemental Beast (Fire Elemental)	Dexterity	+1 Fire, Precision, Trickery	Speed 5	Heat Vision	Elemental
Frost Wurm	7'0" to 45'0"	172 to 45563lbs	Medium to Gigantic Elemental Reptile (Wurm)	Savvy	+1 Air, Perception, Water	Speed 6 to Speed 9	Darkvision	Elemental
Gargoyle	3'4" to 7'4"	33 to 355lbs	Small to Medium Elemental Humanoid (Gargoyle)	Brawn	+1 Athletics, Nimble, Tactics	Speed 4 to Speed 5	-1 Base Speed, Infravision, Wings 2	Elemental
Ghast	5'5" to 6'4"	143 to 229lbs	Medium Undead Humanoid (Ghoul)	Dexterity	+1 Death, Stealth	Speed 7	+1 Base Speed, Darkvision	Common
Ghost	5'5" to 6'4"	143 to 229lbs	Medium Undead Ethereal (Ghost)	Brawn	+1 Death, Intimidate, Stealth	Speed 6	Non-Corporeal	Common
Ghoul	5'5" to 6'4"	143 to 229lbs	Medium Undead Humanoid (Ghoul)	Dexterity	+1 Nimble, Stealth	Speed 6	Fast 1, Natural Weapon (Claw), Soulless (vulnerable Radiant)	Common
Gnoll	3'0" to 3'9"	24 to 47lbs	Small Natural Humanoid (Gnoll)	Genius	+1 Athletics, Nature, Nimble	Speed 5	Infravision	Goblin
Goblin	3'1" to 4'4"	26 to 73lbs	Small to Medium Natural Humanoid (Goblin)	Savvy	+1 Precision, Trickery	Speed 6 to Speed 7	+1 Base Speed, Darkvision	Goblin
Griffin	7'1" to 9'2"	447 to 693lbs	Medium to Large Magical Beast (Griffin)	Genius	+1 Air, Tactics	Speed 6 to Speed 7	Natural Weapon (Claw), Scent, Wings 2	Cat
Hag	6'6" to 7'4"	247 to 355lbs	Medium Undead Humanoid (Willed Undead)	Empathy	+1 Trickery, Death	Speed 7	+1 Base Speed, Infravision	Common
Haunt	5'5" to 6'4"	0lbs	Medium Undead Ethereal (Mindless Undead)	Savvy	+1 Evocation, Mind	Speed 6	Non-Corporeal, Soulless (vulnerable Radiant)	Common
Hobgoblin	5'8" to 6'7"	164 to 257lbs	Medium Natural Humanoid (Fae)	Genius	+1 Craft, Intimidate, Tactics	Speed 6	Infravision	Goblin
Hydra	12'6" to 88'0"	1758 to 613325lbs	Large to Colossal Magical Reptile (Hydra)	Dexterity	+1 Fire, Precision	Speed 6 to Speed 9	-1 Base Speed, Infravision, Tough 2	Dragon
Iceflame Spitter	2'6" to 40'0"	14 to 57600lbs	Small to Gigantic Magical Reptile (Dragon)	Savvy	+1 Water, Fire, Lore	Speed 4 to Speed 8	-1 Base Speed, Darkvision, Wings 2	Dragon
Ifrit	1'1" to 3'4"	0lbs	Medium Magical Ethereal (Infernal)	Genius	+1 Trickery, Evocation, Stealth	Speed 5	Non-Corporeal (vulnerable Radiant)	Demonic
Imp	1'1" to 3'4"	1 to 33lbs	Tiny to Small Magical Humanoid (Infernal)	Empathy	+1 Evocation, Perception, Trickery	Speed 5	Darkvision	Demonic
Kobold	2'4" to 3'2"	11 to 29lbs	Small Natural Humanoid (Karablan)	Savvy	+1 Perception, Stealth, Trickery	Speed 5	Infravision	Dragon
Lava Drake	10'3" to 24'0"	1258 to 8325lbs	Large to Huge Magical Reptile (Drake)	Dexterity	+1 Fire, Stealth	Speed 7 to Speed 8	Darkvision, Resist Fire 2	Dragon
Leonen	6'4" to 7'5"	229 to 367lbs	Medium Magical Beast (Leonen)	Genius	+1 Lore, Nature	Speed 6	Fast 1, Infravision, Natural Weapon (Claw)	Cat

Species	Average Height	Average Weight	Creature Type	Favored Ability	Skill Bonuses	Movement Forms	Sense & Traits	Languages
Lich	5'5" to 6'4"	143 to 229lbs	Medium Undead Humanoid (Willed Undead)	Genius	+1 Lore, Death, Mind	Speed 6	Soulless (vulnerable Radiant)	Common
Lion	6'11" to 8'2"	298 to 490lbs	Medium to Large Natural Beast (Cat)	Brawn	+1 Intimidate, Lore	Speed 6 to Speed 7	Fast 1, Infravision, Natural Weapon (Claw)	Cat
Metalpede	1'1" to 2'2"	11 to 33lbs	Long Tiny Magical Arthropod (Pede)	Savvy	+1 Stealth, Unarmed	Speed 4	Darkvision, Climbing Claws, Natural Weapon (Bite), Skinny 1	-none-
Minotaur	9'5" to 11'4"	752 to 1310lbs	Large Unnatural Humanoid (Minotaur)	Brawn	+1 Athletics, Lore	Speed 7	Darkvision, Fast 1, Natural Weapon (Horn)	Giant
Mountain Giant	11'5" to 22'4"	6588 to 10025lbs	Large to Huge Unnatural Humanoid (Giant)	Appeal	+1 Craft, Nature	Speed 7 to Speed 8	Mighty 1, Sturdy 1	Giant
Mountain Troll	8'5" to 10'4"	537 to 993lbs	Large Unnatural Humanoid (Troll)	Brawn	+1 Athletics, Durability, Tactics	Speed 7	Darkvision	Giant
Mouse	3" to 6"	0lbs	Fine to Puny Natural Beast (Rodent)	Appeal	+1 Perception, Shrewd	Speed 4	Fast 2, Natural Weapon (Bite), Scent	Rodent
Mummy	5'5" to 6'4"	79 to 127lbs	Medium Undead Humanoid (Willed Undead)	Genius	+1 Durability, Death	Speed 6	Tough 2	Common
Ogre	8'5" to 10'4"	537 to 993lbs	Large Unnatural Humanoid (Giant)	Brawn	+1 Athletics, Craft, Durability	Speed 6	-1 Base Speed, Mighty 1, Sturdy 1	Giant
Pixie	9" to 11"	0 to 1lbs	Puny Magical Humanoid (Fae)	Dexterity	+1 Entertain, Trickery	Speed 4	Fast 1, Wings 3	Common
Poltergeist	5'5" to 6'4"	0lbs	Medium Undead Ethereal (Ghost)	Empathy	+1 Evocation, Trickery	Speed 6	Mindless (vulnerable Radiant), Non-Corporeal (vulnerable Radiant)	Common
Razorfin	1'1" to 14'2"	1523 to 2559lbs	Tiny to Large Natural Fish (Fish)	Dexterity	+1 Stealth, Tactics	Speed 5 to Speed 7	Fast 1, Infravision, Swimmer	Fish
Revenant	5'5" to 6'4"	79 to 127lbs	Medium Undead Humanoid (Ghost)	Savvy	+1 Death	Speed 6	Darkvision, Fast 2, Natural Weapon (Claw)	Common
Shadowleech	2'6" to 40'0"	14 to 57600lbs	Small to Gigantic Magical Reptile (Dragon)	Genius	+1 Death, Tactics	Speed 5 to Speed 9	Darkvision, Wings 2	Dragon
Skeleton	5'5" to 6'4"	79 to 127lbs	Medium Undead Humanoid (Skeleton)	Dexterity	+1 Death, Nimble, Vigilance	Speed 6	Fast 2, Resist Piercing 1, Resist Poison 2, Vulnerable Crushing 1, Vulnerable Radiant 1	Common
Snow Troll	5'8" to 6'7"	164 to 257lbs	Medium Unnatural Humanoid (Troll)	Dexterity	+1 Craft, Tactics	Speed 6	Darkvision, Fast 1, Natural Weapon (Claw)	Giant
Spider	5'6" to 10'4"	150 to 993lbs	Medium to Large Natural Arthropod (Spider)	Dexterity	+1 Nimble, Stealth, Web	Speed 6 to Speed 7	Climbing Claws, Natural Weapon (Bite)	Spider
Steel Scorpion	8'2" to 9'2"	1089 to 1541lbs	Large Mechanical Arthropod (Automaton)	Appeal	+1 Swift, Customs, Death	Speed 7	Darkvision	Common
Temporal Aberration	3'9" to 5'3"	47 to 130lbs	Small to Medium Magical Beast (Construct)	Genius	+1 Leadership, Tactics, Innovator	Speed 5 to Speed 6	Resist Poison 2, Scent	Canine
Tiger	7'7" to 11'2"	392 to 1253lbs	Large Natural Beast (Cat)	Brawn	+1 Athletics, Nimble	Speed 7	Fast 1, Infravision, Natural Weapon (Claw)	Cat
Vampire	5'5" to 6'4"	143 to 229lbs	Medium Undead Humanoid (Vampire)	Appeal	+1 Charm, Customs, Vampire	Speed 6	Fast 1, Heat Vision, Natural Weapon (Bite), Voracious, Bloodtaste (12 to blood-related checks), Vulnerable Wood & Silver 4	Common
Water Elemental	1'3" to 18'8"	2 to 6504lbs	Tiny to Huge Water Elem Humanoid (Water Elemental)	Savvy	+1 Perception, Water	Speed 6 to Speed 9	+1 Base Speed, Invulnerable Water, Resist Acid 2, Vulnerable Cold 1	Elemental
Water Sprite	3" to 4"	0lbs	Fine Magical Humanoid (Fae)	Genius	+1 Nature, Water	Speed 4	Resist Water 2, Wings 3	Common
Wind Amphithere	3'1" to 22'9"	22 to 747lbs	Small Long to Huge Long Magical Reptile (Amphithere)	Dexterity	+1 Air, Lore	Speed 5 to Speed 8	Resist Lightning 1, Skinny 1, Wings 1	Dragon
Wind Sprite	3" to 4"	0lbs	Fine Magical Humanoid (Fae)	Savvy	+1 Air, Perception	Speed 4	Resist Lightning 1, Wings 3	Common
Wolf	3'9" to 5'3"	47 to 130lbs	Small to Medium Natural Beast (Wolf)	Brawn	+1 Customs, Leadership	Speed 5 to Speed 6	Darkvision, Natural Weapon (Bite), Scent	Canine
Wood Sprite	3" to 4"	0lbs	Fine Magical Humanoid (Fae)	Genius	+1 Craft, Nature, Earth	Speed 4	Wings 2	Common
Wraith	5'5" to 6'4"	79 to 127lbs	Medium Undead Humanoid (Wraith)	Savvy	+1 Death	Speed 6	Darkvision, Natural Weapon (Claw), Non-Corporeal (vulnerable Radiant)	Common
Wyvern	2'5" to 20'2"	29 to 943lbs	Small to Huge Magical Reptile (Wyvern)	Genius	+1 Fire, Lore	Speed 5 to Speed 8	Resist Fire 1, Wings 3	Dragon
Zombie	5'5" to 6'4"	143 to 229lbs	Medium Undead Humanoid (Zombie)	Brawn	+1 Death, Stealth	Speed 5	-1 Base Speed, Mindless (vulnerable Radiant), Soulless (vulnerable Radiant), Sturdy 1	Common

**This is a base size for the species, meaning from tip of the head to the end of the tail. Standing height is not a useful measurement, as it varies based on posture.*

EXAMPLE CHARACTER SHEET

GILLS, FROSTMAGE		FISHER		3: HERO / 7, ABCC		CONTROLLER		MALE			
Character Name		Background		Grade / Save Dice		Role		Gender		Player	
DRAGONKIN, HALF		LARGE		INFRAVISION, WINGS 2, WEAPON (TAIL, HORNS)						Languages	
Species		Size		Senses & Traits							
GROUND 6, FLY 6		GREAT, PERFECT		8'2"		568		NONE		GREY	
Movement		Flavor Words		Height		Weight		Hair		Eyes	
										Money	
ABILITY SCORES											
4	2	4	3	3	1						
Brawn	Dexterity	Genius	Savvy	Appeal	Empathy						
4,1	2,1	4,5	3,3	3,0	1,0						
Physical Power	Physical Agility	Mental Power	Mental Agility	Social Power	Social Agility						
Damage	Damage	Damage	Damage	Damage	Damage						
Skills: Athletics, Durability, Intimidate		Skills: Nimble, Precision, Stealth		Skills: Craft, Lore, Nature		Skills: Perception, Tactics, Vigilance		Skills: Charm, Entertain, Leadership		Skills: Customs, Shrewd, Trickery	
INTERESTS											
Activities		Topics		Devotions							
FLYING		2		FISHING		2		FINDING HIS MOTHER		2	
SWIMMING		1		PRAX HISTORY		1		NOT FORGETTING		1	
READING		1		MEDICINAL PLANTS		1					
Things you enjoy doing		Things you love learning about		Things you won't give up							
XP		Next		200		Level		1			
Composure		Pool		Grade		7		Action Points		Base	
Damage		Current		Base		1					
GEAR											
Name		Skill		Value							
ELEMENTAL ESSENCE		WATER		2							
MULTITOOL		CRAFT		2							
BOOK OF LORE		LORE		2							
HERB COLLECTION		NATURE		1							
HANDY BAG		VIGILANCE		1							
TALENTS & ARTIFACTS											
DAMPEN		CONTROLLER P		CHILLING BLAST		WATER P		FOG SHROUD		WATER T2	
3X EDGE: AFFECTED FOES 2X FOR ONE TURN. X CRITS: AFFECTED FOES X DICE, SAVE ENDS. 1 PER TURN: FOE IN LINE OF SIGHT 1 FOR 1 TURN.		2X FOR ONE TURN. X DICE, SAVE ENDS. 1 PER TURN: FOE IN LINE OF SIGHT 1 FOR 1 TURN.		COLD, CRUSHING, OR SLICING, ATK; MAJOR, X DICE: ROLL VS PHY. ON AN ADJ. LINE 2X+2.		SPEND 3X WATER EDGE: YOU, ADJ. ALLIES, ALLIES IN TARGET AREA GAIN SOAK X UYNT					
FROSTFEET		WATER T3		NOVICE RITUAL CASTING		RITUALS T1		FLY		WINGS T2	
STANCE; MANUEVER: WHENEVER YOU DEAL COLD DMG TO A FOE, SLIDE THE TARGET 1 SQUARE.		FROSTLIGHT (6)		SOOTHING MIST (10)		PERK: YOU HAVE LEARNED HOW TO USE YOUR WINGS TO FLY.					
Level 3 Tier Talent		Skill		Level 5 Tier Talent		Skill		Level 7 Tier Talent		Skill	
Level 9 Tier Talent		Skill		Level 11 Tier Talent		Skill		Level 13 Tier Talent		Skill	
Level 15 Tier Talent		Skill		Level 17 Tier Talent		Skill		Level 19 Tier Talent		Skill	
Other		Skill		Other		Skill		Other		Skill	
Other Items											
486P											

Instant Monsters

Super Easy (Fodder) 2, 3 Defense Target (2, 1 Secondary, 1, 0 Tertiary) 1 + 3 health Attack: BC (0 to 1 talents) Stuff I'm Good At: AB, Stuff I'm Not: A	XP 5 Gear value 1 Gear value 1	Save: 3, BC 2gp in loot on hand (4 for one hero)
Easy (Minion) 2, 4 Defense Target (2, 2 Secondary, 1, 1 Tertiary) 3 + 4 health (+1/+0 more if defender) Attack: CC (1 to 2 talents) Stuff I'm Good At: BB, Stuff I'm Not: AA	XP 10 Gear value 2 Gear value 1 Gear value 1	Save: 4, CC 5gp in loot on hand 5gp in loot elsewhere (2 for one hero)
Medium (Basic) 1 Action Point 3, 5 Defense Target (2, 2 Secondary, 2, 1 Tertiary) 5 + 5 health (+2/+0 more if defender) Attack: BCC (1 to 3 talents) Stuff I'm Good At: ABB, Stuff I'm Not: AA	XP 20 Gear value 2 Gear value 2 Gear value 1 Gear value 1	Save: 5, BCC 10gp in loot on hand 15gp in loot elsewhere (1 for one hero)
Tough (Elite) 1+1 Action Points 4, 5 Defense Target (3, 2 Secondary, 2, 1 Tertiary) 9 + 6 health (+4/+0 more if defender) Attack: ABCC (2 to 5 talents) Stuff I'm Good At: AAB Stuff I'm Not: AAA	XP 40 Gear value 2 Gear value 2 Gear value 2 Gear value 1	Save: 6, ABCC 20gp in loot on hand 40gp in loot elsewhere (1 for two heroes)
Mini Boss (Sub-Boss) 2+1 Action Points 4, 6 Defense Target (3, 3 Secondary, 2, 1 Tertiary) 11 + 7 health (+5/+0 more if defender) Attack: ACCC (3 to 6 talents) Stuff I'm Good At: AABC Stuff I'm Not: AAA	XP 60 Gear value 2 Gear value 2 Gear value 2 Gear value 2	Save: 7, BCCC 35gp in loot on hand 65gp in loot elsewhere (1 for three heroes)
Boss (Boss) 2+1 Action Points 5, 7 Defense Target (4, 3 Secondary, 3, 1 Tertiary) 13 + 8 health (+6/+0 more if defender) Attack: ABCCC (3 to 6 talents) Stuff I'm Good At: AAABC Stuff I'm Not: AAB	XP 80 Gear value 3 Gear value 3 Gear value 2 Gear value 2	Save: 8, ABCCC 55gp in loot on hand 90gp in loot elsewhere (1 for four heroes)
Mini Epic (Sub-Epic) 2+1 Action Points 5, 8 Defense Target (4, 4 Secondary, 3, 2 Tertiary) 15 + 8 health (+7/+0 more if defender) Attack: ACCCC (4 to 7 talents) Stuff I'm Good At: AABBC Stuff I'm Not: AAB	XP 120 Gear value 4 Gear value 3 Gear value 2 Gear value 2	Save: 9, ACCCC 75gp in loot on hand 130gp in loot elsewhere (1 for six heroes)
Epic (Ultimate Boss) 2+2 Action Points 5, 8 Defense Target (4, 4 Secondary, 3, 2 Tertiary) 17 + 9 health (+8/+0 more if defender) Attack: ACCCC (4 to 7 talents) Stuff I'm Good At: AABCC Stuff I'm Not: ABB	XP 160 Gear value 4 Gear value 3 Gear value 3 Gear value 2	Save: 9, ACCCC 100gp in loot on hand 190gp in loot elsewhere (1 for EIGHT heroes)
UberEpic (Legendary Boss) 3+2 Action Points 6, 10 Defense Target (5, 6 Secondary, 4, 4 Tertiary) 19 + 11 health (+9/+0 more if defender) Attack: ACCCCC (5 to 7 talents) Stuff I'm Good At: AABCCC Stuff I'm Not: ABBC	XP 320 Gear value 5 Gear value 4 Gear value 4 Gear value 3 Gear value 3	Save: 11, ACCCCC 200gp in loot on hand 380gp in loot elsewhere (1 for SIXTEEN heroes)

Add up the BEV for each character to see how much total XP they can handle for a normal encounter difficulty.

For really tough fights, you can use the Tough value listed below per character instead.

For incredibly hard pivotal battles where there is a 50% chance the entire party will be defeated, use the Pivotal value listed. BE CAREFUL with this, these are battles where characters COULD easily die.

Level	BEV	Tough	Pivotal
1	20	25	30
2	21	26	32
3	23	27	34
4	25	28	38
5	29	36	44
6	36	45	54
7	40	50	60
8	45	56	68
9	51	63	76
10	56	70	84
11	61	76	92
12	68	89	110
13	73	94	116
14	87	108	130
15	100	125	150
16	115	142	170
17	145	167	190
18	175	197	220
19	180	214	240
20	200	250	300

See Adjusting Difficulty, page 130, for more details.

Need some fast foes? Use this page to fill in the blanks. When making an Instant critter, pick a Primary aspect and a Weak aspect. Then choose either Power or Agility to be stronger. Don't forget to add 1 to the **Save** target for Controllers.

For **Health**, the first value is Composure, the second is wounds in each aspect. Halfway through wounds in an aspect is enough to disable either Agility or Power for that aspect.

To pick **Talents**, you can always just grab them from the example characters from the Trained Skill you are using. Pick them in Tier order from there. Grab as many as you need for that foe.

Two skills can be at **Attack** dice pool level. Usually one is a trained skill, and the other a basic skill in the Primary aspect. Most of the

rest should have the "**Stuff I'm Good At**" value. Skills from the character's Weak aspect should be the "**Stuff I'm Not**" value.

Loot on hand is likely to be partially in coin, and partially in (resale value of) items such as consumables that COULD be used during combat (healing and defense potions!). Note that the values listed here are for Social Rank 4. For each rank below, halve it. For each rank above, add the value again. Note that higher social ranks means more characters might be looking for revenge their death.

Loot elsewhere is hidden, probably in their home or bank account. Remember that these funds CAN and SHOULD be used against the players leading up to this encounter (or after by their allies/heirs!).

Always use resale value ($\frac{1}{5}$ of cost) to purchase these items.

Basic Talents Quick Reference

Initiative (Shrewd or Vigilance. Basic) – *Check*; An encounter begins or you join one: Vigilance Edge must be spent immediately, Shrewd Edge is added to your next roll.

Alert Stance (Any. Basic) – *Stance*; Maneuver: You make non-combat checks passively at (B + C dice, A + C dice).

Basic Melee (Physical. Basic) – *Attack*; Major, Weapon: Roll vs Physical on a foe in Melee.

Basic Ranged (Physical. Basic) – *Attack*; Major, Ranged Weapon, ↓X+1 dice: Roll vs Physical on a foe in X+1 range increments.

Mental Assault (Mental. Basic) – *Quip*; Major, Vocal, ↓X dice: Roll vs Mental on a foe in X range increments. (This damage is Mental.)

Social Pressure (Social. Basic) – *Quip*; Major, Vocal, ↓X dice: Roll vs Social on a foe in X range increments. (This damage is Social.)

Imperil (None. Basic) – *Debuff*; Success, Spend 2X Edge: ↓X to the target's defenses until your next turn ends.

Enhance (None. Basic) – *Buff*; Active, Spend 2X Edge: ↑X the next very roll made by you or an ally.

Rush (None. Basic) – *Bonus*; Active, Quick, Spend 3 Edge: Take an immediate extra maneuver action.

Lucky Break (None. Basic) – *Bonus*; Quick, Spend 6 Edge: Take an immediate extra major action.

React (None. Basic) – Free: Do one or more of the following things: Drop any number of items in hand, say 2 words, make a gesture, drop to prone position, change your facial expression.

(Stabilize) (Shrewd / Nature / Customs. Basic) – *Healing*; Major, A target is unstable (going mad / dying / losing will to live). Roll vs target's (aspect) excess wounds. Success stabilizes that aspect.

Basic Movement Talents

Move (None. Basic) – *Movement*; Maneuver: Move your full speed.

Shift (None. Basic) – *Movement*; Maneuver: Shift one square. (*shifting does not provoke reaction attacks*)

Sub-Move Actions (None. Basic) – You can divide a movement action into multiple parts by subtracting some movement from it:
1 Move: Get out or put away a piece of equipment.
2 Move: Open a door, pick up something, or use simple equipment (drink something, put on a glove, flip a lever, etc.)

Focus (None. Basic) – *Movement*; Maneuver: ↑1 to your next die roll or defense (*no matter what it is*). You may move one square.

Stand (None. Basic) – *Movement*; Maneuver: Stand from prone.

Scoot (None. Basic) – *Movement*; Quick, Spend 2 Edge: Move 1.

Sprint (Nimble. Basic) – *Movement*; Major: Move your full speed, and then move an additional number of squares equal to a Nimble roll if your previous action was not a movement action.

Run (Athletics. Basic) – *Movement, Stance*; Major: Move your full speed, and then move an additional number of squares equal to an Athletics roll if your previous action was a movement action.

Basic Skill Talents

Overcome (Athletics. Basic) – *Maneuver*: Roll vs DT against any rough terrain, rough current, wind, etc. Success means you move at 2 plus excess successes to a maximum of your normal speed.

Persuasion (Charm. Basic) – *Quip*; Major, Vocal: Roll a Social Pressure with Charm on a target. Impaired targets are convinced of something you believe to be true.

Handy (Craft. Basic) – Variable action based on value, Spend material: Roll vs target gear value to create an improvised item with success durability. It is obviously slapdash.

Linguistics (Customs. Basic) – *Quip, Guide Roll*; Maneuver: Use this to communicate with creatures that do not share a language with you. If the target is trying to understand, add their roll to yours.

Fortitude (Durability. Basic) – *Quick*: Fortitude is used to overcome harsh environmental conditions, poisons, or diseases; perform long term strenuous activity, or hold your concentration.

Distract (Entertain. Basic) – Major, ↓3X dice: Roll vs Social against targets that can see you in X range increments. Success against a target reduces all defenses.

Scare Off (Intimidate. Basic) – *Fear*; Major, ↓3X dice: Roll vs Mental on a foe in X range increments. If you succeed, the target must either flee or cower, save ends.

Lead by Example (Leadership. Basic) – *Quip*; Free or Quick: Roll vs the DT of an action you just succeeded at. Upgrade the next roll an ally makes on the same action by your success.

Knowledge Check (Lore. Basic) – *Guide Roll, Knowledge*; Variable, Upgrade based on skill ranks, talents, interests, available materials, and time modifier: Roll vs DT. Success reveals relevant information. Crits can be spent to answer additional questions.

Survival (Nature. Basic) – Variable: Roll to shelter, forage, or track.

Adroit Movement (Nimble. Basic) – *Movement*; Maneuver: Roll vs DT when you need to balance or squeeze through narrow spaces.

Sense (Perception. Basic) – *Guide Roll*; Free: Roll vs Stealth. See Stealth for more details.

Catch / Throw (Precision. Basic) – *Maneuver*; This cooperative check is your Roll and the thrower's Roll vs the Range Increment. Both checks must succeed.

Blend In (Shrewd. Basic) – *Guide Roll*; Major: Roll vs Vigilance. Success means you escape notice in a busy area.

Hide (Stealth. Basic) – *Stance, Guide Roll*; Free or Quick: Roll vs Perception on an unaware target. On success, they don't notice you.

I Have A Plan (Tactics. Basic) – *Planning*; Spend X minutes outlining a plan to any number of characters.

Bluff (Trickery. Basic) – *Quip*; Major, Vocal: Roll a Social Pressure with Trickery on a target. Impaired targets are convinced of something you believe to be false.

Preparedness (Vigilance. Basic) – *Check*; Quick: Roll vs DT to determine if your character remembered to do something important earlier (such as Did I Bring The Thing?, see page 105).

Alphabetical Index

0-Value Gear?	103	Chain (Area of Effect)	16	Digging Claws	28	Gills	28
Opt Techniques:	103	Challenges	129	Dimvision (Rough)	27	Glide Movement	20
Opt Weapons:	102	Changing Attitudes	128	Disdain and Penance	53	Gnome	39
1pt Techniques:	103	Changing Social & Wealth Ranks	127	Disoriented	18	Good (Light Quality)	108
1pt Weapons:	102	Chaos (Keyword)	109	Distracted	17	Grades	172
2pt Techniques:	103	Character Backstory as Liabilities	124	Districts	138	Grapple (Keyword)	14
2pt Weapons:	102	Character Make Up	6	Divided Crafting (Crafting)	92	Grapple Stances	91
3pt Techniques:	103	Character Mechanics	7	Divine	53	Guide Roll (Keyword)	14
3pt Weapons:	102	Character Sheet	176	Downgrade or ↓	15	Guide's Miscellany	131
4pt Techniques:	103	Character, Cover, and Monster Art	2	Downgrading Actions	12	Guiding the Players	124
A, B, and C Dice and Variability	5	Characteristics	6	Downgrading Dice	4	Healing	22
Ability Scores	8	Characterization	6	Draconic	148	Healing (Keyword)	109
Acid (Keyword)	108	Charm (Appeal)	91	DTs or Difficulty Targets	5	Healing Wounds With Action Points	11
Acid, Vial	104	Charmed X	18	Durability (Brawn)	94	Health Adjustments Due to Size	22
Action Cost	15	Choosing a Combat Role	50	Durability Rituals (Elemental)	113	Health and Defenses	21
Action Points	11	Choosing Ability Score Values	50	Dweor	32	Heat Vision (Fine)	27
Action Points	106	Cliffside	138	Earth	62	Helping Skill Checks	89
Action Points	172	Climb Movement	20	Earth (Keyword)	109	Heroic Effort	11
Action Status Effects	17	Climbing Claws	28	Easttown	138	Herulok –The Merry Man	143
Actions	10	Cold (Keyword)	109	Echolocation (Rough)	27	Hexes?	10
Active (requirement)	15	Combat Die Sides	131	Edge	5	Hightown	138
Active Skills	51	Combat Roles	24	Edge Target	5	Hit Point Total Construction	106
Activities	6	Combining Areas Types	16	Effect	15	Hitting the Ground	21
Adjudicating the Rules	128	Commanding Companions	88	Elder and Kala – All-Creator and All-		Holy Symbols	139
Adjusting Difficulty	130	Common Accord	26	Mother	139	Hooks	124
Advancement	25	Common and Uncommon Keywords	173	Elder House	135	House of Blades	136
Adventurer's Kits	104	Companions	88	Elemental	54	House of Four Winds	136
Adventuring	107	Comparing Species Heights	30	Elemental	148	House of Hosts	136
Affected	5	Complex Actions	11	Elemental Crafting (Crafting)	92	House of Roots	136
Aggressive: Fight or Flight	128	Components	52	Elemental Mod Charts	54	House of Silence	137
Air	58	Components of an Adventure	129	Elemental Mods	54	House of The Book	137
Alert Stance	51	Composure	21	Empathy (Social Agility)	8	House of The Eye	136
Allies and Enemies	16	Concealment	101	Encounters	129	House of The Horn	137
Aloft	18	Conflict	9	End Step	12	House of the Sun	136
Alternate Cultural Heritage	48	Conflict	130	Engage X Dice (requirement)	15	Houseless Ones	137
Ammunition	101	Consider Yes	128	Entertain (Appeal)	94	Hover Movement	20
Annor's Calendar	133	Contests	129	Entertain Rituals (Divine)	113	How it Works	3
Annor's History	133	Contracts	57	Epic Adventures and Places	125	Human	40
Annor's Pantheon	139	Controller	24	Equipment	103	Hunter	68
Annor's Texts	144	Core Arcane Talents	52	Equipment Descriptions	104	Hyflind	41
Appeal (Social Power)	8	Core Basic Talents	90	Eryn – The Protector	141	Identifying With Knowledge	90
Arcane	52	Core Divine Talents	53	Essence Mods	54	Illusion (Keyword)	109
Area (Area of Effect)	16	Core Elemental Talents	54	Eumykin	33	Immense Fodder	23
Areas and Size	16	Core Martial Talents	56	Evocation	64	Immobilized	18
Aspectless	148	Core Supernatural Talents	57	Example Character Sheet	177	Impaired	5
Aspects	4	Costs for Experiments and Components	52	Example Characters Index	182	Important Families	137
Athletics (Brawn)	90	Cover and Concealment	10	Exhausted	107	Improvised Saves	12
Attack (Keyword)	14	Craft (Genius)	91	Experiments	52	Inanimate Objects	131
Attitude	127	Craft Rituals (Arcane)	112	Fae-kin	34	Inch Units	19
Attitude Definitions	128	Crafting Gear	103	Fae-kin Species Traits	34	Infravision (Fine)	27
Attitude Formula	127	Creature Type	27	Faint (Light Quality)	108	Initiative Order	9
Automaton (Keyword)	108	Crits	5	Falling	20	Ink	31
Background	49	Crushing (Keyword)	109	Fancy Items	104	Innate Keywords	28
Base Size	22	Customs (Empathy)	94	Fast (1, 2, or 3)	28	Innovator	70
Basic Major Actions	19	Customs Rituals (Divine)	112	Fatigued	107	Inns	133
Basic Maneuver Actions	19	Damage Conversion	90	Favor	53	Inspiration	2
Basic Movement Talents	179	Darkvision (Fine)	27	Favor and Forbidden	139	Instant Monsters	178
Basic Skill Chart	89	Daughters of All-Mother	137	Favored Ability Score	27	Interests	6
Basic Skill Talents	20	Dazed	17	Favored Ability Score and Social Rank	126	Intimidate (Brawn)	95
Basic Skill Talents	179	Deafened	18	Favored Skills	139	Introduction to Talents	13
Basic Skills	89	Death	60	Fear (Keyword)	109	Invisible	18
Basic Talents	19	Defeat	21	Feet Units	19	Invulnerable (Keyword)	28
Basic Talents Quick Reference	179	Defender	24	Filling out Character Sheets	106	Item Slots	101
Be Flexible	129	Defense Adjustments Due to Size	22	Filling Out Talents	106	Items: Gear & Equipment	100
Beginning Step	12	Defense Target Construction	106	Fine Vision vs Rough Vision	27	Karablan	42
Beneath Notice	126	Defenses	9	Fire (Keyword)	109	Keeping Gear	100
Bestiary	148	Defining Gear	100	Flavor Words	6	Keeping Players Engaged	124
Blind (Rough)	27	Deities and Domains	53	Flight Movement Forms	20	Kel-Sir – Siren of the Deep	141
Blinded	18	Delivery Keywords	14	Flint and Steel	104	Keyword Functions	108
Blood	57	Descriptor Keywords	9	Fly Movement	20	Keywords	14
Bonuses	9	Design	2	For One Turn (sometimes FOT)	18	Keywords	15
Book of Silence	142	Determining Composure	106	Force (Keyword)	109	Knowledge Checks	89
Boss Fights	130	Determining Defenses	106	Forced Movement Status Effects	17	Leader	24
Brawn (Physical Power)	8	Determining Health	106	Free Action	11	Leadership (Appeal)	95
Building a Character	50	Devotions	6	Full Action	11	Let Me Tell You a Story	125
Building Dice Pools	106	Dexterity (Physical Agility)	8	Genius (Mental Power)	8	Let the Adventure Evolve	125
Building Encounters	130	Dice	4	Getting Gear	100	Level 1 Weapons and Techniques	56
Burrow Movement	20	Dice Notation	4	Giantkin	38	Leverage	17
Calendar of Celebration	143	Dice Pools	4			Libraries	133
Casting Rituals	112	Did I Bring the Thing?	105			Light and Vision	108
Cephaloid	31	Difficulty	128			Light Quality	108
Chain	104					Light Sources	108

Lightning (Keyword).....	109	Phantasm (Keyword).....	110	Single Character Challenges.....	129	The Basic Mechanic.....	4
Line (Area of Effect).....	16	Physical.....	8	Size.....	22	The Beginning of All Things.....	140
Line of Sight.....	16	Physical, Mental, and Social.....	7	Size and Equipment.....	105	The Book and The Law.....	141
Long Rests.....	107	Picking Skills.....	8	Size as Indication of Grade.....	23	The Book of Fire.....	144
Long Size.....	23	Piercing (Keyword).....	110	Skill Bonuses.....	27	The Book of Knowledge.....	142
Lore (Genius).....	95	Pivotal Battles.....	130	Skill Challenges.....	9	The Book of Songs.....	143
Lore Rituals (Arcane).....	113	Plant (Keyword).....	110	Skill Die Pool Construction.....	106	The Creation of the Sea.....	141
Lyven.....	44	Player Value.....	172	Skills.....	8	The Guardians of Truth.....	137
Magic Items.....	145	Players Miss Obvious Clues.....	124	Skills.....	51	The Guide's Role.....	124
Magical.....	148	Playing Aspect Prime.....	3	Skinny X.....	28	The Lycanthropy Curse.....	170
Magical Artifacts.....	146	Playing the Other Characters.....	125	Skip the Boring Parts.....	125	The Oracle Die.....	131
Magical Consumables.....	145	Playtesters.....	2	Sleeping.....	19	The Red Mask.....	137
Main Step.....	12	Poison (Keyword).....	110	Slicing (Keyword).....	110	The Sinking of the Isle of Gallat.....	141
Major Action.....	10	Polymorph.....	18	Slide.....	17	The Turn.....	12
Major Holidays.....	143	Position.....	10	Slowed X.....	18	The World of Annor.....	132
Making Custom Backgrounds.....	173	Power in the World.....	140	Soak X (Keyword).....	28	Those Checks are SO HIGH! How?.....	92
Making Custom Monsters.....	172	Power Stones.....	104	Social.....	8	Threatening Squares.....	10
Making Custom Species.....	173	Prax Chasm.....	138	Social Interaction.....	126	Throwaway Encounters.....	125
Maneuver Action.....	10	Precision (Dexterity).....	97	Social Ranks.....	126	Time Modifiers.....	89
Martial.....	56	Precision Rituals (Elemental).....	113	Social Spheres and Bias.....	126	Timed Actions.....	11
Math and Bonuses.....	9	Primary Domains.....	139	Sonic (Keyword).....	110	Tooth and Claw.....	137
Measurement in Aspect Prime.....	19	Prone.....	18	Soulless.....	148	Topics.....	6
Mechanical.....	148	Pull.....	17	Source Mods.....	54	Total Failure.....	5
Medium Rests.....	107	Puncture.....	101	Southquarter.....	139	Tougher Enemies.....	172
Melee.....	16	Push.....	17	Space.....	22	Towns and Cities.....	132
Mental.....	8	Quick Ability Scores.....	50	Special Thanks.....	2	Tradewinds.....	138
Mereth – Loremaster.....	142	Quick Action.....	11	Species.....	26	Trained Skill Chart.....	51
Midtown.....	138	Quick Strikes.....	11	Species.....	148	Trained Skills and Power Sources.....	51
Mighty X.....	28	Quip (Keyword).....	14	Species Properties.....	26	Traits.....	28
Mind.....	72	Racial Relations.....	135	Species Size.....	27	Traits.....	148
Mindless.....	148	Radiant (Keyword).....	110	Species Summary.....	26	Traits for Gear.....	101
Miscasting.....	112	Range.....	12	Species Talents.....	26	Transform.....	80
Mixed Heritage / Other Species.....	48	Range Increments.....	12	Spend Edge / Crits.....	15	Transform (Keyword).....	110
Modifier (Keyword).....	14	Range Increments.....	16	Spending Edge.....	19	Traveling.....	107
Modifying Your Dice Pools.....	4	Range Increments and Size.....	23	Spirit.....	74	Treefolk.....	47
Monster-Making Parts.....	172	Ranged.....	16	Spirit (Keyword).....	110	Trickery (Empathy).....	98
Moonstone.....	104	Ranged Weapons.....	101	Square Units.....	19	Trickery Rituals (Supernatural).....	113
Morphology.....	148	Reach.....	23	Squares.....	10	Twine.....	104
Mountaineer's Kit.....	104	Reach Weapons.....	101	Squares.....	19	Uber Foes.....	172
Movement.....	10	Reading a Talent.....	13	Stabilizing.....	22	Unarmed.....	82
Movement.....	27	Reading Combat Dice.....	5	Staggered.....	17	Undead.....	148
Movement Forms.....	20	Reading the Monster Block.....	148	Stalwart.....	76	Undercity.....	139
Movement Speed Changes.....	91	Religion.....	133	Stance (Keyword).....	14	Uni.....	139
Movement Status Effects.....	18	Religion in Siathu.....	135	Starting Coin.....	172	Unnatural.....	148
Moving Through Other Characters.....	10	Renaming Talents.....	20	Starting Languages.....	29	Unstable Condition and Dying.....	21
Multiple Character Challenges.....	130	Repeat Actions.....	11	Stealth (Dexterity).....	98	Until Your Next Turn Ends (or UYNTE).....	18
Named Actions.....	12	Resist (Keyword) X.....	28	Sticktown.....	139	Upgrading Dice.....	4
Natural.....	148	Resting.....	107	Story.....	130	Upgrading Gear.....	103
Natural Weapon (type).....	28	Retraining.....	25	Story Cycle.....	130	Using Gear.....	100
Nature (Genius).....	95	Retribution.....	53	Story Loot.....	130	Using Interests.....	6
Nature Rituals (Divine).....	113	Ritual Actions.....	112	Strained.....	107	Using the Grades Chart.....	172
Necromancy (Keyword).....	110	Ritual Costs.....	112	Striker.....	24	Vanguard.....	84
Necrotic (Keyword).....	110	Rituals.....	112	Stunts.....	56	Variable (requirement).....	15
Nimble (Dexterity).....	96	Rituals Summarized by Skill.....	112	Sturdy X.....	12	Variety.....	125
Non-corporeal.....	148	Roll Dice.....	128	Sub Actions.....	12	Vibrosense (Rough).....	27
None (Light Quality).....	108	Roll vs Difficulty Target.....	15	Success (requirement).....	15	Vigilance (Savvy).....	98
Normal Vision (Fine).....	27	Rope.....	104	Success Target.....	5	Vigilance Initiative.....	9
Norokk – The Burning One.....	143	Rough Terrain X(Y).....	91	Successes.....	5	Visibility.....	27
Nox – The Dark Mistress.....	142	Rounding.....	9	Sudden Inspiration.....	25	Vision Senses.....	27
Numbed.....	18	Running the Game.....	124	Suggestion (Keyword).....	15	Vocal (Keyword).....	15
Oil, in vial.....	104	Save Ends or Ongoing Effects.....	17	Sunstone.....	104	Voracious.....	28
Okay, I've Got All That.....	3	Save Pool and Save DT.....	106	Supernatural.....	57	Vulnerable (Keyword) X.....	28
Ongoing Damage.....	17	Saves.....	12	Sustain (requirement).....	15	Water.....	86
Ongoing Effects.....	12	Saving for Timed Actions.....	11	Sustain Actions.....	12	Water (Keyword).....	111
Ongoing Status Effects.....	17	Savvy (Mental Agility).....	8	Swapping Places.....	10	Way of the Earth.....	138
Opposed Skill Check.....	51	Scent.....	28	Swift.....	78	Weak X.....	28
Orc.....	46	Scentsense (Rough).....	27	Swim Movement.....	20	Weakened.....	19
Order of the Candle.....	137	Scout's Kit.....	104	Swimmer.....	28	Wealth Ranks.....	127
Origin.....	148	Self-Stabilizing.....	22	Table of Contents.....	3	Weapon (Keyword).....	15
Other.....	18	Selling Gear.....	100	Tactics (Savvy).....	98	Weapon Gear Perks.....	101
Other Major Senses.....	27	Senses.....	27	Tailor the Adventure.....	124	Weapons.....	101
Other Organizations.....	144	Sensory Status Effects.....	18	Talent Requirements.....	15	Weariness.....	107
Other Species.....	48	Shadow (Keyword).....	110	Talent Utility.....	20	Weather (Keyword).....	111
Other Species.....	174	Shift.....	10	Tales of the Sea.....	141	Web (Keyword).....	111
Outmatched.....	128	Shoreside.....	138	Targeting.....	16	Weight Allowance.....	23
Overlapping Spaces.....	10	Short Rests.....	107	Tariana – Life-Bringer, Green Lady.....	143	Welcome to Annor.....	3
Partial Area Overlaps.....	16	Shrewd (Empathy).....	97	Tarlek – The Reaver.....	142	What You'll Need.....	3
Passive.....	128	Shrewd Initiative.....	9	Taurman Palace.....	139	When It's Not Your Turn.....	12
Passive Skills.....	51	Siathu.....	135	Techniques.....	102	Wind (Keyword).....	111
Path of Wisdom.....	142	Siathu Geography.....	138	Teleport (Keyword).....	110	Wings (1, 2, or 3).....	29
Perception (Savvy).....	97	Siathu's Lesser Houses and Groups.....	137	Teleport Movement.....	20	Wounds.....	21
Perk (requirement).....	15	Siathu's Major Houses.....	135	Temporal (Keyword).....	110	Your First Encounter.....	130
Perks.....	56	Signature Moves.....	25	Temporary Composure.....	18	Your Turn.....	12
Persona.....	6	Silenced.....	18	The Basic Free Action.....	19		

Example Characters Index

Alauna, Leonen Hunter.....	48	Flevin, Foxkin Windrider.....	59	Kiara, Gnomish Shapeshifter.....	39	Tananda, Catkin Skirmisher.....	83
Baloc, Giantkin Chronomancer.....	38	Gills, Karablan Frostmage.....	87	Lycatius, Knight Protector.....	75	Thorston Stonechin, Vanguard.....	32
Calaran, Snakekin Duelist.....	79	Hu, Wolfkin Vanguard.....	85	Mora, Warden.....	43	Umog, Orcish Force Mage.....	46
Crystal, Human Witch.....	40	Ibba, Cephaloid Defender.....	77	Neera, Dragonblood Flamekeeper.....	67	Vilpa, Human Stoneshaper.....	63
Della, Hyflind Druid.....	88	Jebbedo, Gnomish Artificer.....	71	Obid, Deathblossom.....	61	Yant, Treefolk Hunter.....	69
Etund, Eumykin Scholar.....	73	Jibattap, Reality Artist.....	33	Paka, Hyflind Monk.....	41	Zaran, Lyven Shadowmage.....	45

HISTORY OF ASPECT PRIME

Where did Aspect Prime come from? And for those familiar with its predecessor Aspect, why Aspect Prime? What's with the weird dice?

I was ten or eleven the first time I ran a role-playing game. I ran the 1st edition of a popular role-playing system in a red box for a friend.

My player wanted to be a wizard, which sounded good to me. Who wouldn't want to be a spellcaster in this world of fantasy and magic? We made the character together, following the instructions provided.

I ran the example adventure in the book. The character died in the first encounter from a single hit, after using their one spell and missing with it, having to fall back to an ineffective dagger attack.

It was clear that this system was inadequate for telling fantastic stories. I began taking inspiration from the fantasy books I had been reading. The Vancian concept of daily memorizing spells that could only be cast once and then had to be re-memorized before using them again was nowhere to be found in any of these books.

A number of the early character classes I developed took inspiration from the Vancian mechanic, just with new spell effects. It didn't take long, however, until I began creating alternatives. Sure we still used the same core rule set, now in their 2nd edition, just with numerous new character classes.

Players could now invent their own spells through various tables. The process was a bit clunky and slow, but players were able to express their magic creatively. Not long after, I added a fighter class with a similar ability to create moves, inspired by a certain arcade fighting game.

My player's handbook was now a tattered graph book with some copied tables and spells, but mostly new content of our devising – over 30 unique classes. Friends began referring to it as 6th edition, implying we were far ahead from the system that inspired it.

The 3rd edition of the popular rule set came out, and we adjusted our system to integrate some of the accomplishments. But now we were a bit further astray. We had tossed the original Wizard class completely in favor of a more flavorful New Wizard that inspired players to hand craft their own spellbooks to use during gameplay.

We had already solved the 15 minute day issue where players do 3 encounters and then rest 8 hours to get their spells back so they can resume the adventure. Adventures had a flow that better fit the epic stories we wanted to tell.

The 4th edition of that rule set was released, purporting to have solved the 15 minute day among other issues. Unfortunately, it had only made it so that all the characters had a 15 minute day, not just the spellcasters. It became clear that something had to be done.

We had something great and we wanted to share it with the world.

That is when work on publishing what we had began in earnest. Starting from scratch and building a new system to address the issues from the ground up.

Three years later, Aspect was released. I had attempted to simplify the work for players. Rather than providing frameworks to build powers, I prebuilt all the powers using the framework. Whenever a new ability was needed, I'd build it and add it to the game. We ended up with over a thousand unique powers. I intended to release the

custom power making system to the public once I could polish the framework up.

The system worked great, but we were only testing with premade characters, or characters I would develop abilities for when someone came up with something that didn't fit my existing work.

What finally made the flaws clear to me was in 2015 when I was running a game for some new friends and one of the players borrowed the book for the weekend to build his character.

He came back on Monday and stated that he had read the whole book, which was over 300 pages at the time. I was taken aback, why had he read the whole book? He replied he wanted to see all of his options. At that point it was obvious I needed to revisit some of my earlier work.

I looked into making the framework available, but it turned out to be too complex for a typical player. The concepts were not particularly complicated, but the total math required was. I looked into ways to simplify that math using scaling dice (*a table of d2s, d4s, d6s, etc*), but that only served to make everything more complex. I dug up my old tables and notes, looking for a solution.

We had tried various dice systems and several different existing unique dice for Aspect, but nothing could scale the way we wanted. That's when I realized that we would have to make our own custom dice. We had recently played an Edge of the Empire campaign and while I had liked the dice mechanics in concept, they had seemed overly complex. We could simplify it.

Making custom dice let me take my old math tables and put all the calculation on the dice themselves! Players could do better than build their own abilities. They could build those abilities on the fly during gameplay. Making all the results part of a single die roll also sped gameplay up immensely.

Using a three layer Ability Score / Skill / Gear system made it possible for characters to get defenses from multiple sources, so much of the complex talent and weapon system from Aspect was no longer needed. We added the moniker "Prime" because it was now just the core essence of what made Aspect and "6th Edition" great.

Aspect Prime was born. We used a highly trimmed down system of less than 40 pages for 3 years so I could wrap my head around these new mechanics and what they meant. It became simple enough that 6 year old kids were running the game smoothly.

Soon I finally settled on the core dice values and character creation rules. I started the work of bringing not only all the content from Aspect into Aspect Prime, but even all the remaining "6th Edition" content that I could not manage to get working in Aspect's somewhat more rigid systems, including the different types of boosts from different power sources and the Oracle die.

Is it perfect? No. Is it done? No. But it *is* great fun.

P.S. What is all this itty bitty text throughout the document, you ask? It is tuning numbers. You'll note it at the bottom of each of the main species, the suggested weapons, and even under some talents. The numbers indicate the math used to tune that bit of content.

The itty bitty text looks like this. If you can read it without a magnifying glass, I'm pretty impressed. In the final version of this book, these bits will be turned into white text so will not print, but they will always be there in the .pdfs, if you copy and paste the text.